

Onshore Grab Sample

Sample: PB-38-BB
Sample Taken By: D. Phelps
Sample Collected On: 1/8/09
Splits? N/A

County: Palm Beach
Latitude: 26° 25' 57.4"
Longitude: 80° 03' 42.1"
Datum: WGS 84
Surf. Elev: N/A
Datum: N/A

Fine Data Summary

Total Sample Weight 53.683 grams
Total Fines in Sample 0.102 grams
Total Percent Fines 0.19 %

Dry Sieving Summary

Total Sample Weight 53.618 grams
Total Digested Weight 28.475 grams
Total Carbonate Weight 25.143 grams
Total Silica % 53.11 %
Total Carbonate % 46.89 %
Carbonate/Silica Ratio 0.883

General Comments:

None

Description

Worked By: M. Ladle

Pre-Digestion Grain Size Distribution

Onshore Grab Sample

Sample: PB-38-BB

Total Sample Mass: 53.618 grams

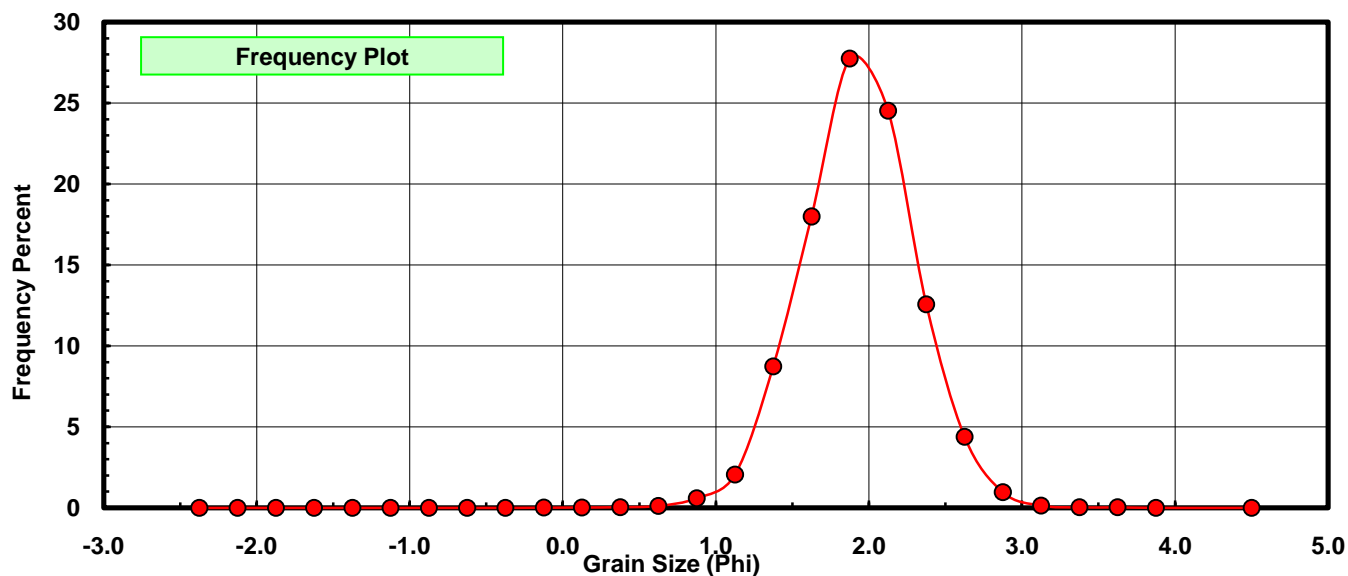
Sieve Size (phi)	Sieve Midpt (phi)	Weight (grams)	Freq Weight %	Cumulative Weight %
-2.25	-2.375	0.000	0.000	0.000
-2.00	-2.125	0.000	0.000	0.000
-1.75	-1.875	0.000	0.000	0.000
-1.50	-1.625	0.000	0.000	0.000
-1.25	-1.375	0.000	0.000	0.000
-1.00	-1.125	0.000	0.000	0.000
-0.75	-0.875	0.000	0.000	0.000
-0.50	-0.625	0.000	0.000	0.000
-0.25	-0.375	0.000	0.000	0.000
0.00	-0.125	0.007	0.013	0.013
0.25	0.125	0.014	0.026	0.039
0.50	0.375	0.023	0.043	0.082
0.75	0.625	0.066	0.123	0.205
1.00	0.875	0.320	0.597	0.802
1.25	1.125	1.101	2.053	2.855
1.50	1.375	4.686	8.740	11.595
1.75	1.625	9.648	17.994	29.589
2.00	1.875	14.878	27.748	57.337
2.25	2.125	13.152	24.529	81.866
2.50	2.375	6.738	12.567	94.433
2.75	2.625	2.354	4.390	98.823
3.00	2.875	0.519	0.968	99.791
3.25	3.125	0.076	0.142	99.933
3.50	3.375	0.016	0.030	99.963
3.75	3.625	0.018	0.034	99.996
4.00	3.875	0.001	0.002	99.998
5.00	4.50	0.001	0.002	100.000

Statistical Results			
Mean:	1.9317	phi	(0.2621 mm)
Standard Dev:	0.3734	phi-units	(0.7719 mm)
Skewness:	-0.0846	dimensionless	
Kurtosis:	3.5822	dimensionless	
5th Moment:	-1.3233	dimensionless	
6th Moment:	30.6766	dimensionless	
RARD *	0.1933	dimensionless	
Median	1.8089	phi	(0.2854 mm)

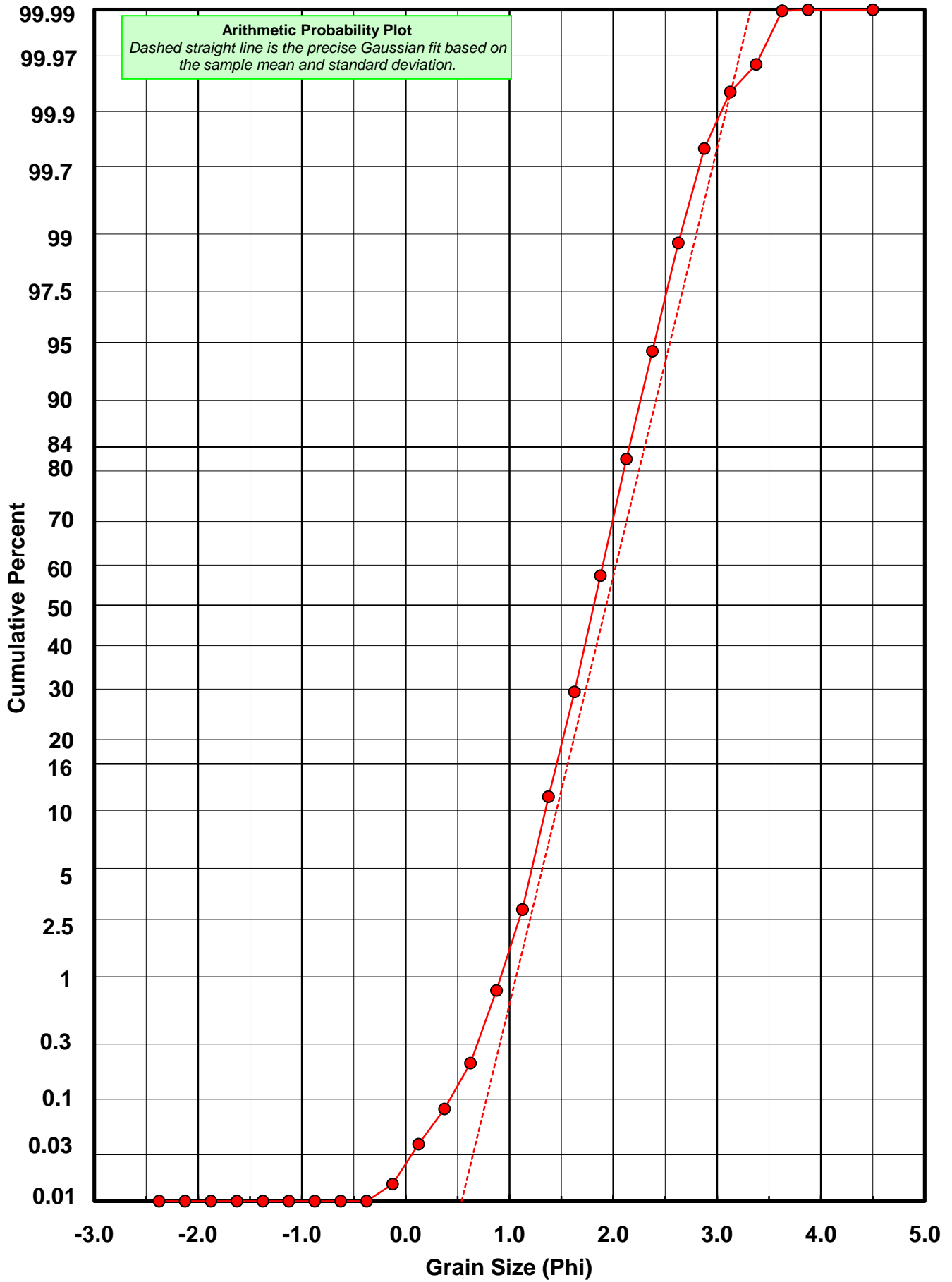
* RARD = reciprocal absolute relative dispersion (see below)

Statistical Explanation	
Calculations based on the Method of Moments	
Skewness: 3rd Stand. Moment; Exact Gaussian = 0.0	
Kurtosis: 4th Stand. Moment; Exact Gaussian = 3.0	
For Further Explanation, See Basille et al. 2002	
Millimeter data calculated by $mm = 2^{(-\phi)}$	

Reciprocal Absolute Relative Dispersion (RARD) Scale	
< 0.5	Excellent homogeneity (e.g., beaches)
0.5 to 1.0	Good homogeneity
1.0 to 1.33	Fair homogeneity
> 1.33	Poor homogeneity (e.g., glacial)



PB-38-BB



Carbonate Grain Size Distribution

Onshore Grab Sample

Sample: PB-38-BB

Total Carbonate Mass: 25.159 grams

% Carbonate: 46.9 %

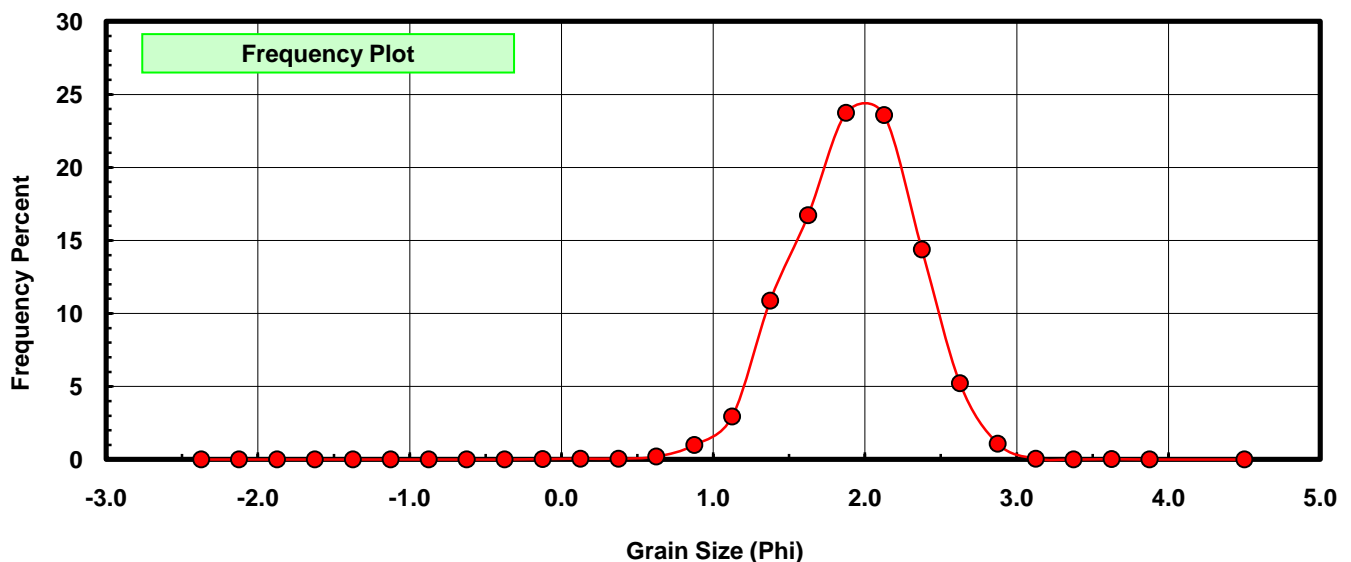
Sieve Size (phi)	Sieve Midpt (phi)	Weight (grams)	Freq Weight %	Cumulative Weight %
-2.25	-2.375	0.000	0.000	0.000
-2.00	-2.125	0.000	0.000	0.000
-1.75	-1.875	0.000	0.000	0.000
-1.50	-1.625	0.000	0.000	0.000
-1.25	-1.375	0.000	0.000	0.000
-1.00	-1.125	0.000	0.000	0.000
-0.75	-0.875	0.000	0.000	0.000
-0.50	-0.625	0.000	0.000	0.000
-0.25	-0.375	0.000	0.000	0.000
0.00	-0.125	0.007	0.028	0.028
0.25	0.125	0.014	0.056	0.083
0.50	0.375	0.014	0.056	0.139
0.75	0.625	0.050	0.199	0.338
1.00	0.875	0.248	0.986	1.324
1.25	1.125	0.741	2.945	4.269
1.50	1.375	2.737	10.879	15.148
1.75	1.625	4.209	16.730	31.877
2.00	1.875	5.972	23.737	55.614
2.25	2.125	5.937	23.598	79.212
2.50	2.375	3.619	14.385	93.597
2.75	2.625	1.317	5.235	98.831
3.00	2.875	0.273	1.085	99.917
3.25	3.125	0.015	0.060	99.976
3.50	3.375	0.000	0.000	99.976
3.75	3.625	0.006	0.024	100.000
4.00	3.875	0.000	0.000	100.000
5.00	4.500	0.000	0.000	100.000

Statistical Results			
Mean:	1.9242	phi	(0.2635 mm)
Standard Dev:	0.4101	phi-units	(0.7526 mm)
Skewness:	-0.2471	dimensionless	
Kurtosis:	3.1609	dimensionless	
5th Moment:	-3.2238	dimensionless	
6th Moment:	22.6894	dimensionless	
RARD *	0.2131	dimensionless	
Median	1.8159	phi	(0.284 mm)

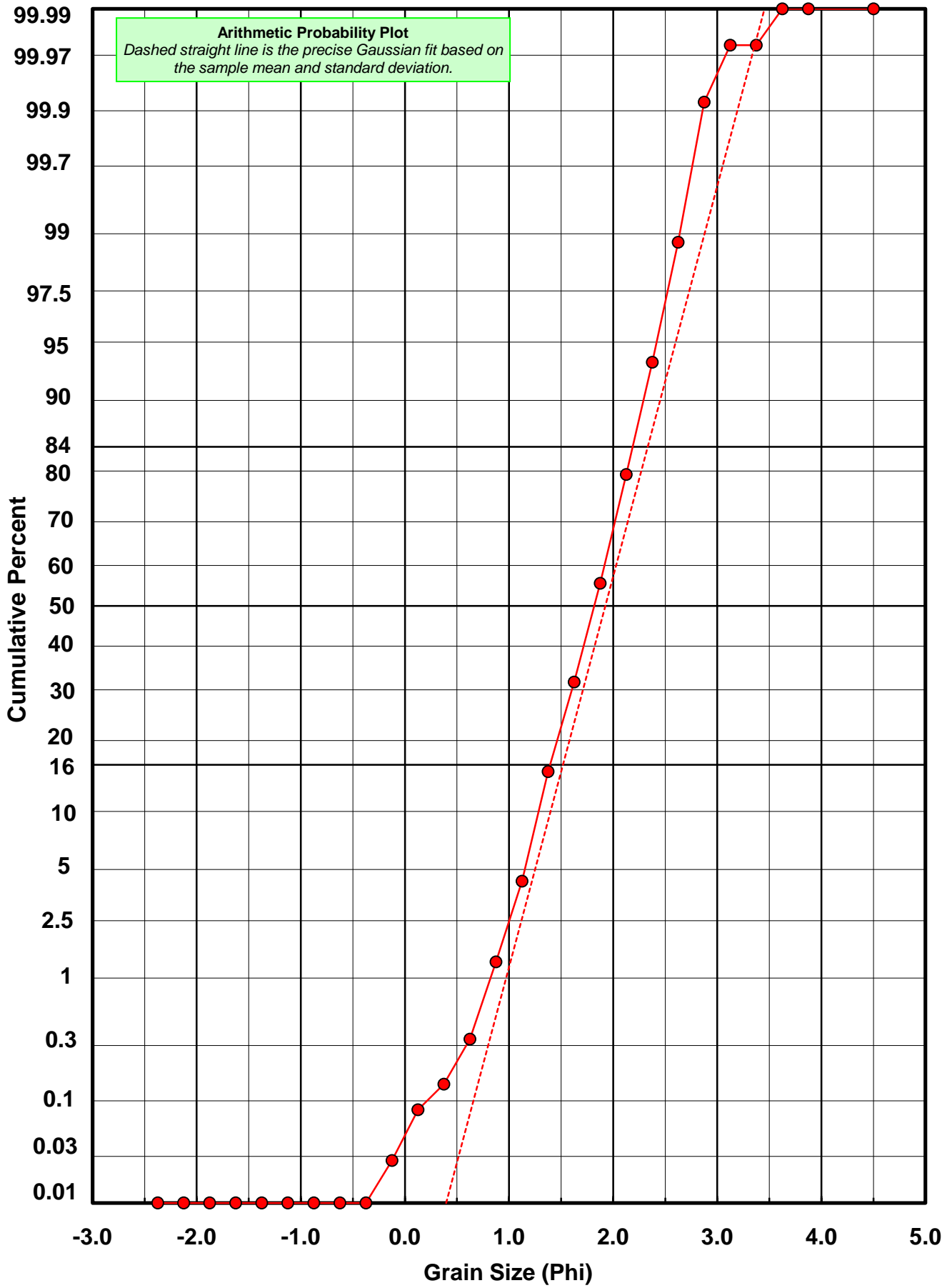
* RARD = reciprocal absolute relative dispersion (see below)

Statistical Explanation	
Calculations based on the Method of Moments	
Skewness: 3rd Stand. Moment; Exact Gaussian = 0.0	
Kurtosis: 4th Stand. Moment; Exact Gaussian = 3.0	
For Further Explanation, See Basille et al. 2002	
Millimeter data calculated by $mm = 2^{(-\phi)}$	

Reciprocal Absolute Relative Dispersion (RARD) Scale	
< 0.5	Excellent homogeneity (e.g., beaches)
0.5 to 1.0	Good homogeneity
1.0 to 1.33	Fair homogeneity
> 1.33	Poor homogeneity (e.g., glacial)



PB-38-BB



Post-Digestion Grain Size Distribution

Onshore Grab Sample

Sample: PB-38-BB

Total Digested Mass: 28.475 grams

% Silica: 53.1 %

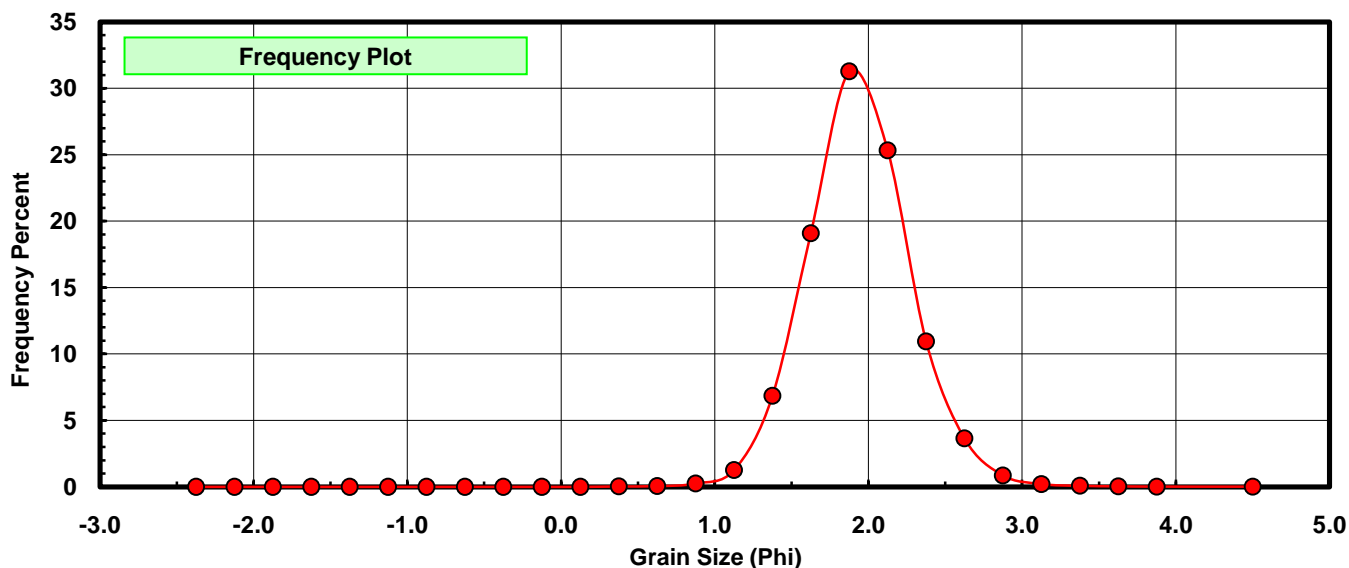
Sieve Size (phi)	Sieve Midpt (phi)	Weight (grams)	Freq Weight %	Cumulative Weight %
-2.25	-2.375	0.000	0.000	0.000
-2.00	-2.125	0.000	0.000	0.000
-1.75	-1.875	0.000	0.000	0.000
-1.50	-1.625	0.000	0.000	0.000
-1.25	-1.375	0.000	0.000	0.000
-1.00	-1.125	0.000	0.000	0.000
-0.75	-0.875	0.000	0.000	0.000
-0.50	-0.625	0.000	0.000	0.000
-0.25	-0.375	0.000	0.000	0.000
0.00	-0.125	0.000	0.000	0.000
0.25	0.125	0.000	0.000	0.000
0.50	0.375	0.009	0.032	0.032
0.75	0.625	0.016	0.056	0.088
1.00	0.875	0.072	0.253	0.341
1.25	1.125	0.360	1.264	1.605
1.50	1.375	1.949	6.845	8.450
1.75	1.625	5.439	19.101	27.550
2.00	1.875	8.906	31.277	58.827
2.25	2.125	7.215	25.338	84.165
2.50	2.375	3.119	10.953	95.119
2.75	2.625	1.037	3.642	98.760
3.00	2.875	0.246	0.864	99.624
3.25	3.125	0.061	0.214	99.838
3.50	3.375	0.023	0.081	99.919
3.75	3.625	0.012	0.042	99.961
4.00	3.875	0.006	0.021	99.982
5.00	4.500	0.005	0.018	100.000

Statistical Results			
Mean:	1.9394	phi	(0.2607 mm)
Standard Dev:	0.3482	phi-units	(0.7856 mm)
Skewness:	0.2761	dimensionless	
Kurtosis:	4.3486	dimensionless	
5th Moment:	7.4022	dimensionless	
6th Moment:	64.4872	dimensionless	
RARD *	0.1795	dimensionless	
Median	1.8044	phi	(0.2863 mm)

* RARD = reciprocal absolute relative dispersion (see below)

Statistical Explanation	
Calculations based on the Method of Moments	
Skewness: 3rd Stand. Moment; Exact Gaussian = 0.0	
Kurtosis: 4th Stand. Moment; Exact Gaussian = 3.0	
For Further Explanation, See Basille et al. 2002	
Millimeter data calculated by $mm = 2^{(-\phi)}$	

Reciprocal Absolute Relative Dispersion (RARD) Scale	
< 0.5	Excellent homogeneity (e.g., beaches)
0.5 to 1.0	Good homogeneity
1.0 to 1.33	Fair homogeneity
> 1.33	Poor homogeneity (e.g., glacial)



PB-38-BB

