

Onshore Grab Sample

Sample: PB-35-BB
Sample Taken By: D. Phelps
Sample Collected On: 1/8/09
Splits? N/A

County: Palm Beach
Latitude: 26° 28' 36.1"
Longitude: 80° 03' 18.7"
Datum: WGS 84
Surf. Elev: N/A
Datum: N/A

Fine Data Summary

Total Sample Weight 63.513 grams
Total Fines in Sample 0.107 grams
Total Percent Fines 0.17 %

Dry Sieving Summary

Total Sample Weight 63.410 grams
Total Digested Weight 32.494 grams
Total Carbonate Weight 30.916 grams
Total Silica % 51.24 %
Total Carbonate % 48.76 %
Carbonate/Silica Ratio 0.951

General Comments:

None

Description

Worked By: M. Ladle

Pre-Digestion Grain Size Distribution

Onshore Grab Sample

Sample: PB-35-BB

Total Sample Mass: 63.410 grams

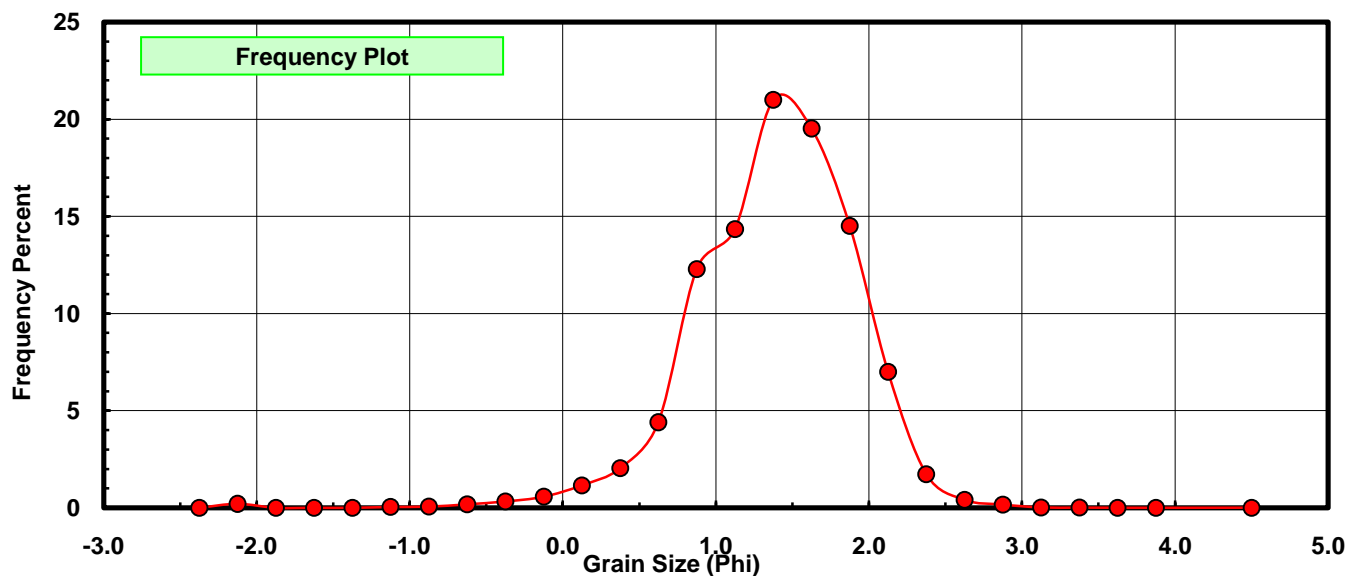
Sieve Size (phi)	Sieve Midpt (phi)	Weight (grams)	Freq Weight %	Cumulative Weight %
-2.25	-2.375	0.000	0.000	0.000
-2.00	-2.125	0.130	0.205	0.205
-1.75	-1.875	0.000	0.000	0.205
-1.50	-1.625	0.000	0.000	0.205
-1.25	-1.375	0.000	0.000	0.205
-1.00	-1.125	0.027	0.043	0.248
-0.75	-0.875	0.038	0.060	0.308
-0.50	-0.625	0.114	0.180	0.487
-0.25	-0.375	0.207	0.326	0.814
0.00	-0.125	0.361	0.569	1.383
0.25	0.125	0.735	1.159	2.542
0.50	0.375	1.291	2.036	4.578
0.75	0.625	2.793	4.405	8.983
1.00	0.875	7.792	12.288	21.271
1.25	1.125	9.096	14.345	35.616
1.50	1.375	13.315	20.998	56.614
1.75	1.625	12.380	19.524	76.138
2.00	1.875	9.202	14.512	90.650
2.25	2.125	4.437	6.997	97.647
2.50	2.375	1.099	1.733	99.380
2.75	2.625	0.261	0.412	99.792
3.00	2.875	0.106	0.167	99.959
3.25	3.125	0.012	0.019	99.978
3.50	3.375	0.007	0.011	99.989
3.75	3.625	0.002	0.003	99.992
4.00	3.875	0.001	0.002	99.994
5.00	4.50	0.004	0.006	100.000

Statistical Results			
Mean:	1.3821	phi	(0.3837 mm)
Standard Dev:	0.5343	phi-units	(0.6905 mm)
Skewness:	-1.0090	dimensionless	
Kurtosis:	7.2529	dimensionless	
5th Moment:	-30.4605	dimensionless	
6th Moment:	196.5402	dimensionless	
RARD *	0.3866	dimensionless	
Median	1.2963	phi	(0.4072 mm)

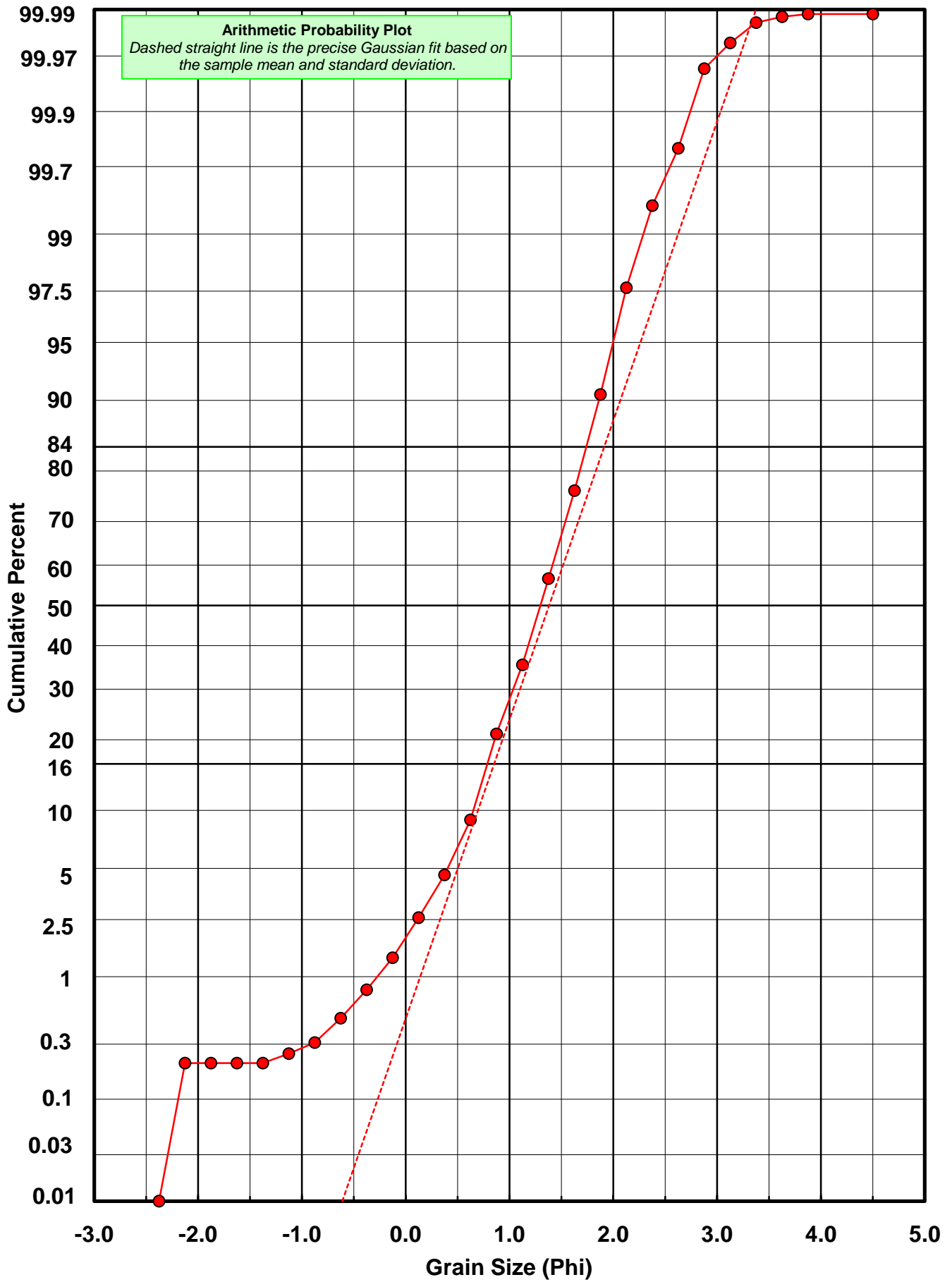
* RARD = reciprocal absolute relative dispersion (see below)

Statistical Explanation	
Calculations based on the Method of Moments	
Skewness: 3rd Stand. Moment; Exact Gaussian = 0.0	
Kurtosis: 4th Stand. Moment; Exact Gaussian = 3.0	
For Further Explanation, See Basille et al. 2002	
Millimeter data calculated by $mm = 2^{(-\phi)}$	

Reciprocal Absolute Relative Dispersion (RARD) Scale	
< 0.5	Excellent homogeneity (e.g., beaches)
0.5 to 1.0	Good homogeneity
1.0 to 1.33	Fair homogeneity
> 1.33	Poor homogeneity (e.g., glacial)



PB-35-BB



Carbonate Grain Size Distribution

Onshore Grab Sample

Sample: PB-35-BB

Total Carbonate Mass: 30.948 grams

% Carbonate: 48.8 %

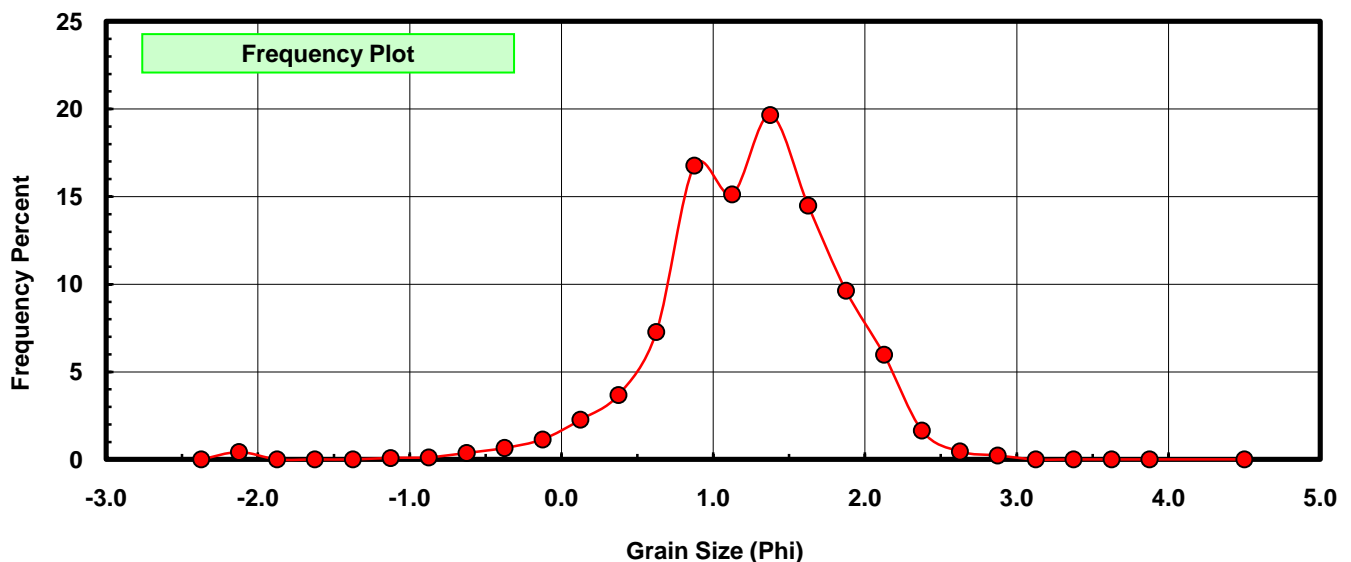
Sieve Size (phi)	Sieve Midpt (phi)	Weight (grams)	Freq Weight %	Cumulative Weight %
-2.25	-2.375	0.000	0.000	0.000
-2.00	-2.125	0.130	0.420	0.420
-1.75	-1.875	0.000	0.000	0.420
-1.50	-1.625	0.000	0.000	0.420
-1.25	-1.375	0.000	0.000	0.420
-1.00	-1.125	0.027	0.087	0.507
-0.75	-0.875	0.038	0.123	0.630
-0.50	-0.625	0.114	0.368	0.998
-0.25	-0.375	0.203	0.656	1.654
0.00	-0.125	0.355	1.147	2.801
0.25	0.125	0.702	2.268	5.070
0.50	0.375	1.139	3.680	8.750
0.75	0.625	2.253	7.280	16.030
1.00	0.875	5.190	16.770	32.800
1.25	1.125	4.680	15.122	47.922
1.50	1.375	6.084	19.659	67.581
1.75	1.625	4.485	14.492	82.073
2.00	1.875	2.979	9.626	91.699
2.25	2.125	1.848	5.971	97.670
2.50	2.375	0.510	1.648	99.318
2.75	2.625	0.141	0.456	99.774
3.00	2.875	0.069	0.223	99.997
3.25	3.125	0.000	0.000	99.997
3.50	3.375	0.000	0.000	99.997
3.75	3.625	0.000	0.000	99.997
4.00	3.875	0.000	0.000	99.997
5.00	4.500	0.001	0.003	100.000

Statistical Results			
Mean:	1.2327	phi	(0.4255 mm)
Standard Dev:	0.6131	phi-units	(0.6538 mm)
Skewness:	-0.9625	dimensionless	
Kurtosis:	6.5935	dimensionless	
5th Moment:	-24.2671	dimensionless	
6th Moment:	133.5906	dimensionless	
RARD *	0.4974	dimensionless	
Median	1.1514	phi	(0.4502 mm)

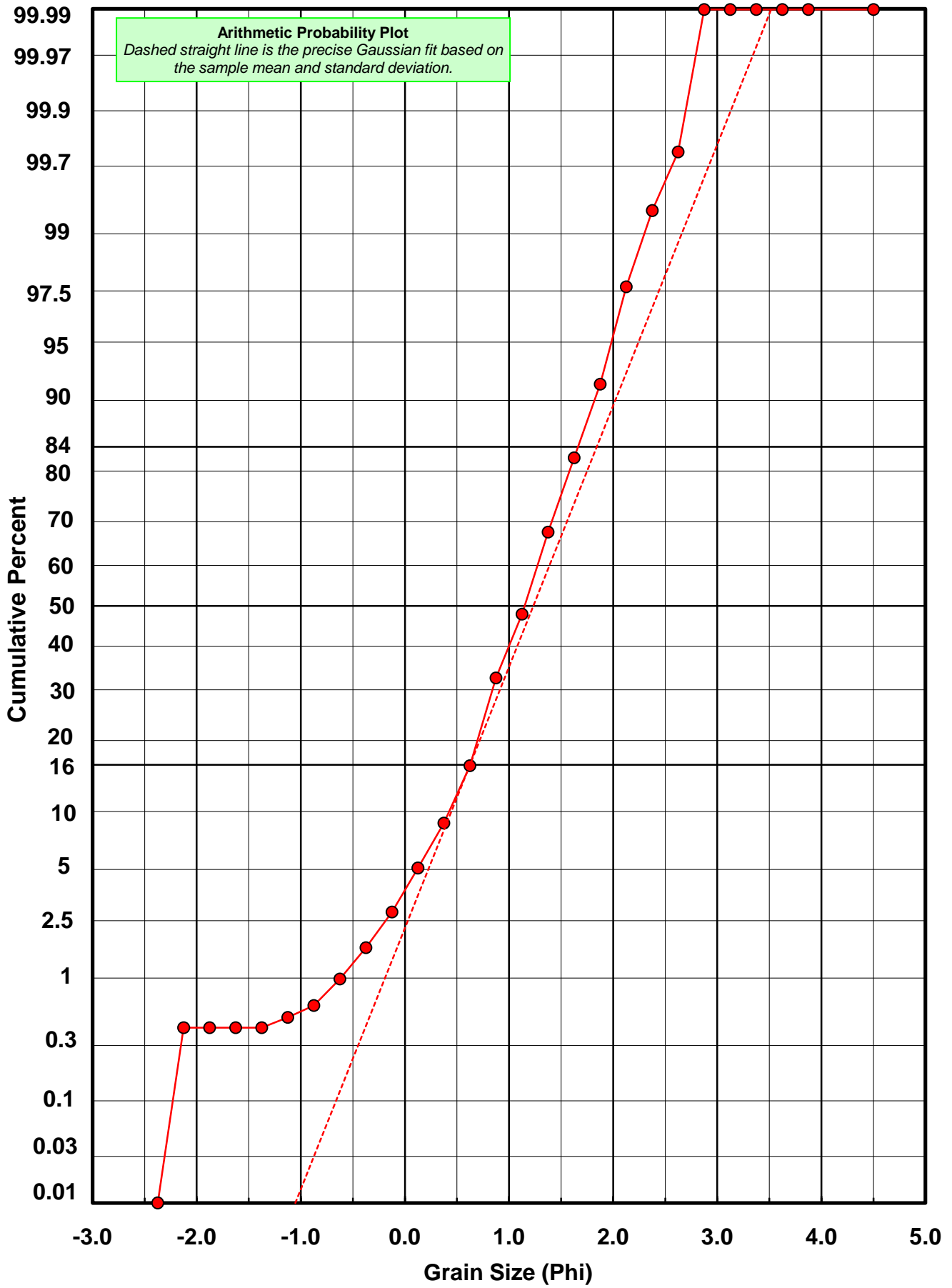
* RARD = reciprocal absolute relative dispersion (see below)

Statistical Explanation	
Calculations based on the Method of Moments	
Skewness: 3rd Stand. Moment; Exact Gaussian = 0.0	
Kurtosis: 4th Stand. Moment; Exact Gaussian = 3.0	
For Further Explanation, See Basille et al. 2002	
Millimeter data calculated by $mm = 2^{(-\phi)}$	

Reciprocal Absolute Relative Dispersion (RARD) Scale	
< 0.5	Excellent homogeneity (e.g., beaches)
0.5 to 1.0	Good homogeneity
1.0 to 1.33	Fair homogeneity
> 1.33	Poor homogeneity (e.g., glacial)



PB-35-BB



Post-Digestion Grain Size Distribution

Onshore Grab Sample

Sample: PB-35-BB

Total Digested Mass: 32.494 grams

% Silica: 51.2 %

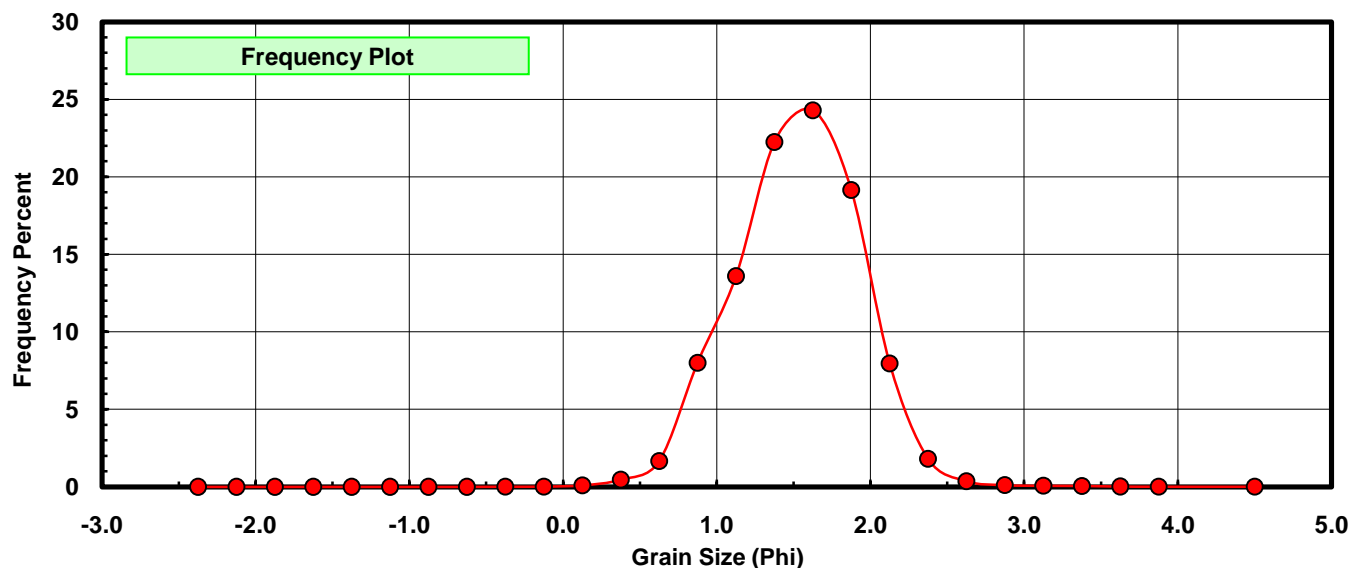
Sieve Size (phi)	Sieve Midpt (phi)	Weight (grams)	Freq Weight %	Cumulative Weight %
-2.25	-2.375	0.000	0.000	0.000
-2.00	-2.125	0.000	0.000	0.000
-1.75	-1.875	0.000	0.000	0.000
-1.50	-1.625	0.000	0.000	0.000
-1.25	-1.375	0.000	0.000	0.000
-1.00	-1.125	0.000	0.000	0.000
-0.75	-0.875	0.000	0.000	0.000
-0.50	-0.625	0.000	0.000	0.000
-0.25	-0.375	0.004	0.012	0.012
0.00	-0.125	0.006	0.018	0.031
0.25	0.125	0.033	0.102	0.132
0.50	0.375	0.152	0.468	0.600
0.75	0.625	0.540	1.662	2.262
1.00	0.875	2.602	8.008	10.270
1.25	1.125	4.416	13.590	23.860
1.50	1.375	7.231	22.253	46.113
1.75	1.625	7.895	24.297	70.410
2.00	1.875	6.223	19.151	89.561
2.25	2.125	2.589	7.968	97.529
2.50	2.375	0.589	1.813	99.341
2.75	2.625	0.120	0.369	99.711
3.00	2.875	0.037	0.114	99.825
3.25	3.125	0.023	0.071	99.895
3.50	3.375	0.020	0.062	99.957
3.75	3.625	0.007	0.022	99.978
4.00	3.875	0.004	0.012	99.991
5.00	4.500	0.003	0.009	100.000

Statistical Results			
Mean:	1.5263	phi	(0.3472 mm)
Standard Dev:	0.4110	phi-units	(0.7521 mm)
Skewness:	0.0230	dimensionless	
Kurtosis:	3.7137	dimensionless	
5th Moment:	3.9416	dimensionless	
6th Moment:	44.3249	dimensionless	
RARD *	0.2693	dimensionless	
Median	1.4150	phi	(0.375 mm)

* RARD = reciprocal absolute relative dispersion (see below)

Statistical Explanation	
Calculations based on the Method of Moments	
Skewness: 3rd Stand. Moment; Exact Gaussian = 0.0	
Kurtosis: 4th Stand. Moment; Exact Gaussian = 3.0	
For Further Explanation, See Basille et al. 2002	
Millimeter data calculated by $mm = 2^{(-\phi)}$	

Reciprocal Absolute Relative Dispersion (RARD) Scale	
< 0.5	Excellent homogeneity (e.g., beaches)
0.5 to 1.0	Good homogeneity
1.0 to 1.33	Fair homogeneity
> 1.33	Poor homogeneity (e.g., glacial)



PB-35-BB

