

Onshore Grab Sample

Sample: PB-31-BB
Sample Taken By: D. Phelps
Sample Collected On: 1/6/09
Splits? N/A

County: Palm Beach
Latitude: 26° 32' 6.2"
Longitude: 80° 02' 44.2"
Datum: WGS 84
Surf. Elev: N/A
Datum: N/A

Fine Data Summary

Total Sample Weight 58.656 grams
Total Fines in Sample 0.164 grams
Total Percent Fines 0.28 %

Dry Sieving Summary

Total Sample Weight 58.498 grams
Total Digested Weight 22.079 grams
Total Carbonate Weight 36.419 grams
Total Silica % 37.74 %
Total Carbonate % 62.26 %
Carbonate/Silica Ratio 1.649

General Comments:

None

Description

Worked By: M. Ladle

Pre-Digestion Grain Size Distribution

Onshore Grab Sample

Sample: PB-31-BB

Total Sample Mass: 58.498 grams

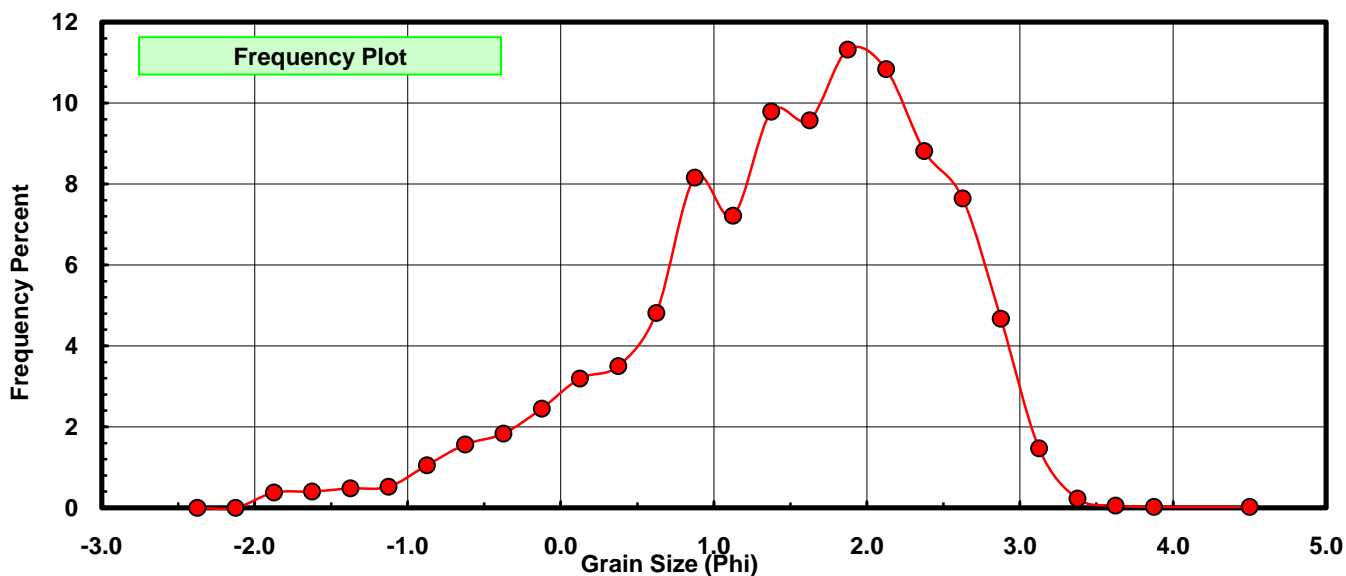
Sieve Size (phi)	Sieve Midpt (phi)	Weight (grams)	Freq Weight %	Cumulative Weight %
-2.25	-2.375	0.000	0.000	0.000
-2.00	-2.125	0.000	0.000	0.000
-1.75	-1.875	0.220	0.376	0.376
-1.50	-1.625	0.235	0.402	0.778
-1.25	-1.375	0.281	0.480	1.258
-1.00	-1.125	0.304	0.520	1.778
-0.75	-0.875	0.614	1.050	2.827
-0.50	-0.625	0.915	1.564	4.392
-0.25	-0.375	1.072	1.833	6.224
0.00	-0.125	1.434	2.451	8.676
0.25	0.125	1.870	3.197	11.872
0.50	0.375	2.047	3.499	15.371
0.75	0.625	2.817	4.816	20.187
1.00	0.875	4.771	8.156	28.343
1.25	1.125	4.220	7.214	35.557
1.50	1.375	5.727	9.790	45.347
1.75	1.625	5.602	9.576	54.923
2.00	1.875	6.620	11.317	66.240
2.25	2.125	6.338	10.835	77.074
2.50	2.375	5.155	8.812	85.887
2.75	2.625	4.472	7.645	93.531
3.00	2.875	2.734	4.674	98.205
3.25	3.125	0.858	1.467	99.672
3.50	3.375	0.134	0.229	99.901
3.75	3.625	0.032	0.055	99.956
4.00	3.875	0.014	0.024	99.979
5.00	4.50	0.012	0.021	100.000

Statistical Results			
Mean:	1.4792	phi	(0.3587 mm)
Standard Dev:	0.9914	phi-units	(0.503 mm)
Skewness:	-0.7380	dimensionless	
Kurtosis:	3.3423	dimensionless	
5th Moment:	-6.1552	dimensionless	
6th Moment:	20.3427	dimensionless	
RARD *	0.6702	dimensionless	
Median	1.4965	phi	(0.3544 mm)

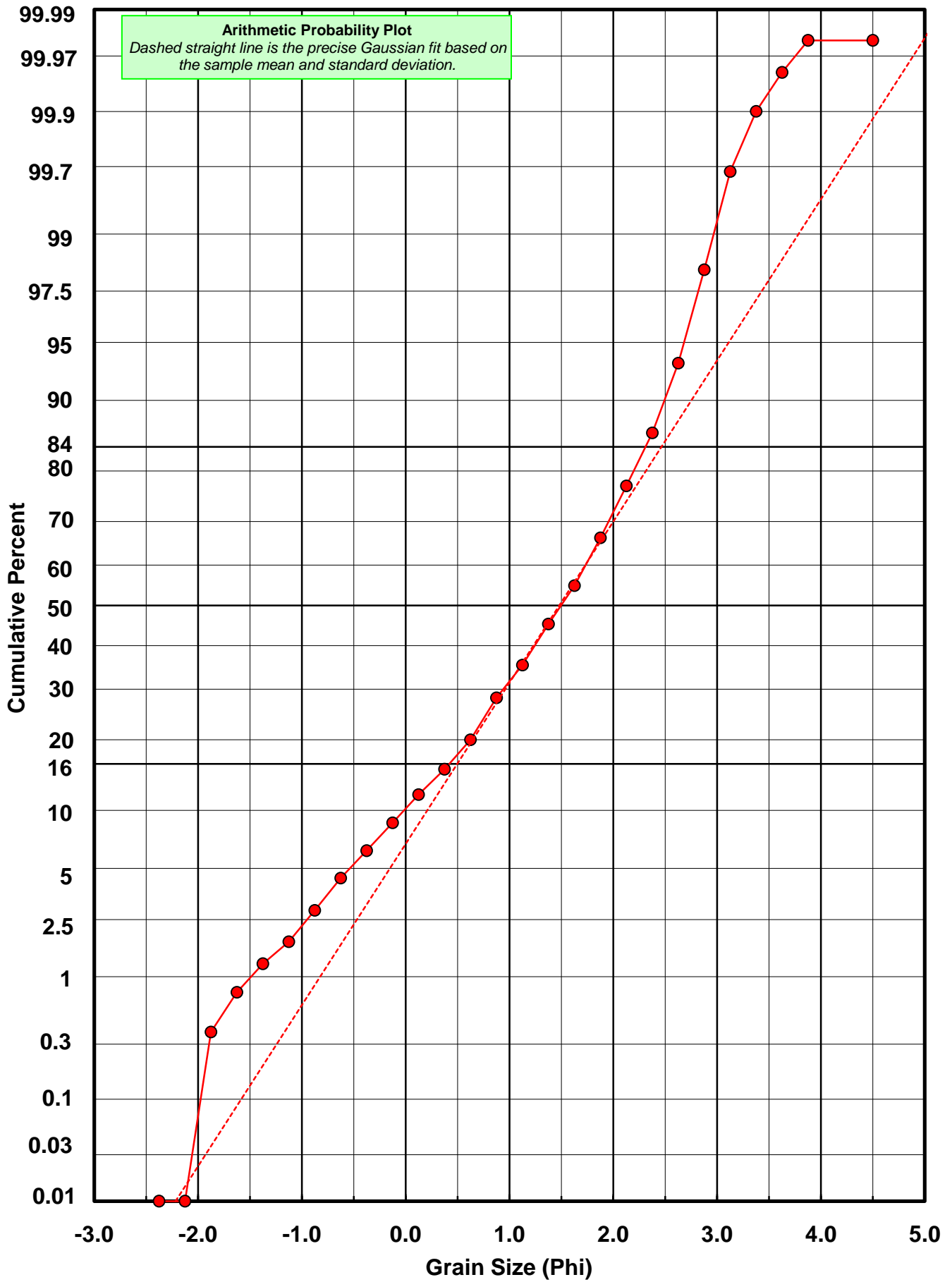
* RARD = reciprocal absolute relative dispersion (see below)

Statistical Explanation
Calculations based on the Method of Moments
Skewness: 3rd Stand. Moment; Exact Gaussian = 0.0
Kurtosis: 4th Stand. Moment; Exact Gaussian = 3.0
For Further Explanation, See Basille et al. 2002
Millimeter data calculated by $mm = 2^{(-phi)}$

Reciprocal Absolute Relative Dispersion (RARD) Scale	
< 0.5	Excellent homogeneity (e.g., beaches)
0.5 to 1.0	Good homogeneity
1.0 to 1.33	Fair homogeneity
> 1.33	Poor homogeneity (e.g., glacial)



PB-31-BB



Carbonate Grain Size Distribution

Onshore Grab Sample

Sample: PB-31-BB

Total Carbonate Mass: 36.420 grams

% Carbonate: 62.3 %

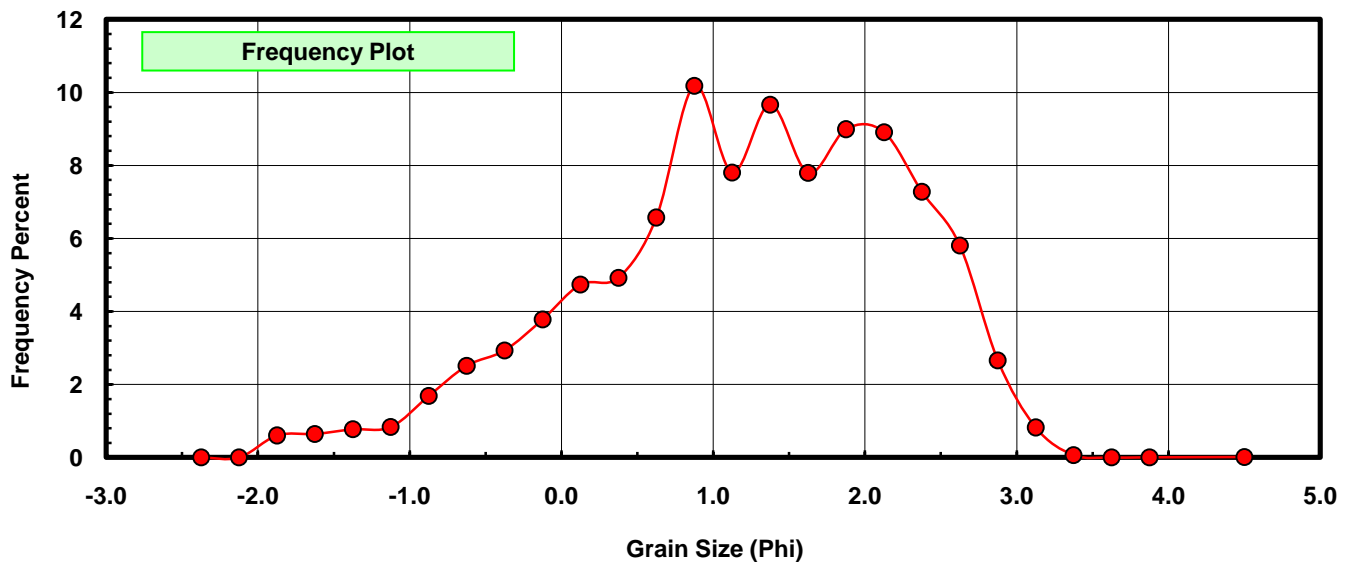
Sieve Size (phi)	Sieve Midpt (phi)	Weight (grams)	Freq Weight %	Cumulative Weight %
-2.25	-2.375	0.000	0.000	0.000
-2.00	-2.125	0.000	0.000	0.000
-1.75	-1.875	0.220	0.604	0.604
-1.50	-1.625	0.235	0.645	1.249
-1.25	-1.375	0.281	0.772	2.021
-1.00	-1.125	0.304	0.835	2.856
-0.75	-0.875	0.614	1.686	4.541
-0.50	-0.625	0.915	2.512	7.054
-0.25	-0.375	1.068	2.932	9.986
0.00	-0.125	1.377	3.781	13.767
0.25	0.125	1.726	4.739	18.506
0.50	0.375	1.793	4.923	23.429
0.75	0.625	2.394	6.573	30.003
1.00	0.875	3.708	10.181	40.184
1.25	1.125	2.844	7.809	47.993
1.50	1.375	3.520	9.665	57.658
1.75	1.625	2.838	7.792	65.450
2.00	1.875	3.275	8.992	74.443
2.25	2.125	3.244	8.907	83.350
2.50	2.375	2.650	7.276	90.626
2.75	2.625	2.114	5.805	96.431
3.00	2.875	0.969	2.661	99.091
3.25	3.125	0.300	0.824	99.915
3.50	3.375	0.024	0.066	99.981
3.75	3.625	0.000	0.000	99.981
4.00	3.875	0.002	0.005	99.986
5.00	4.500	0.005	0.014	100.000

Statistical Results			
Mean:	1.2023	phi	(0.4346 mm)
Standard Dev:	1.0558	phi-units	(0.481 mm)
Skewness:	-0.5122	dimensionless	
Kurtosis:	2.7659	dimensionless	
5th Moment:	-3.7203	dimensionless	
6th Moment:	12.6557	dimensionless	
RARD *	0.8782	dimensionless	
Median	1.1769	phi	(0.4423 mm)

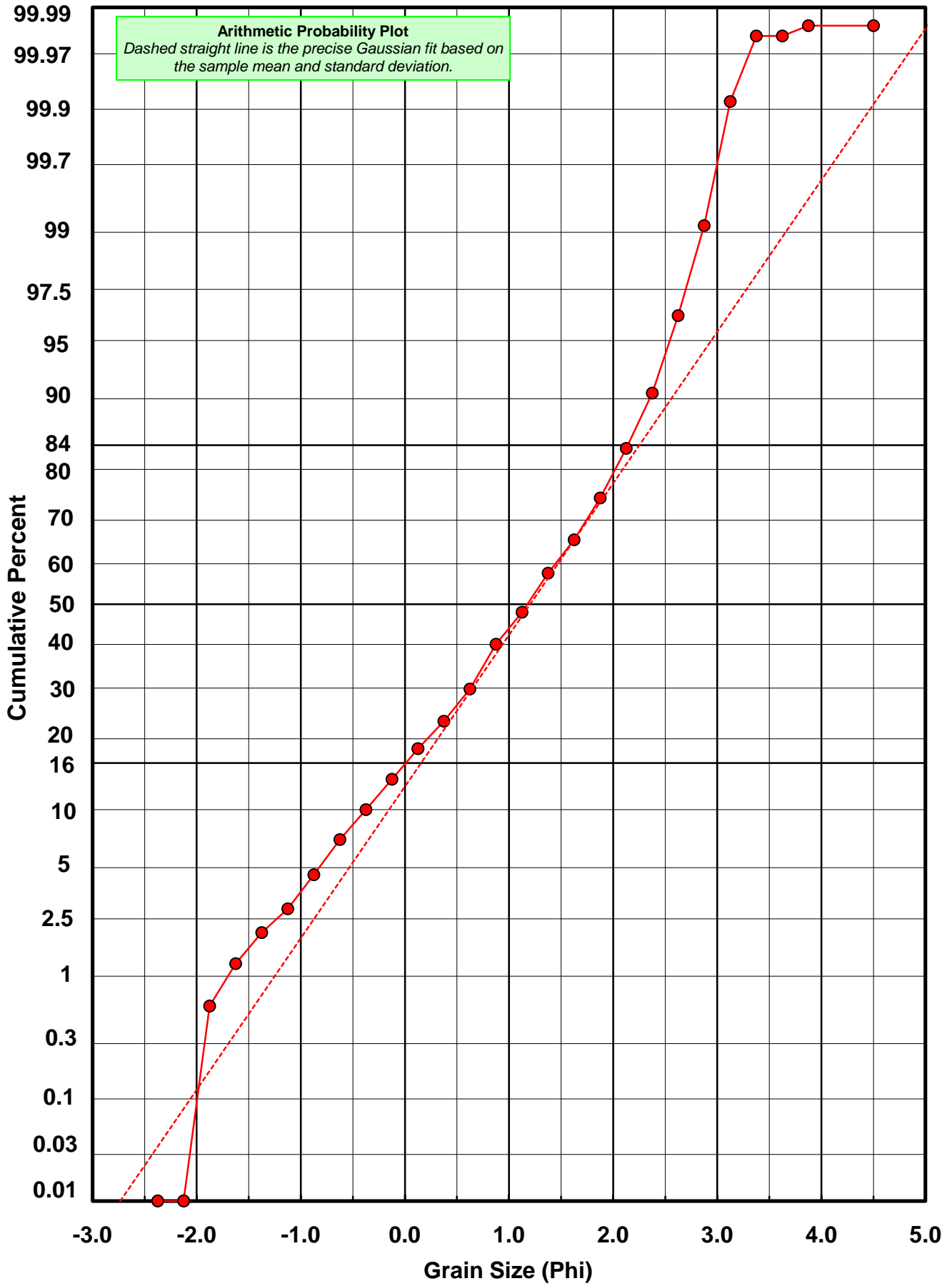
* RARD = reciprocal absolute relative dispersion (see below)

Statistical Explanation	
Calculations based on the Method of Moments	
Skewness: 3rd Stand. Moment; Exact Gaussian = 0.0	
Kurtosis: 4th Stand. Moment; Exact Gaussian = 3.0	
For Further Explanation, See Basille et al. 2002	
Millimeter data calculated by $mm = 2^{(-\phi)}$	

Reciprocal Absolute Relative Dispersion (RARD) Scale	
< 0.5	Excellent homogeneity (e.g., beaches)
0.5 to 1.0	Good homogeneity
1.0 to 1.33	Fair homogeneity
> 1.33	Poor homogeneity (e.g., glacial)



PB-31-BB



Post-Digestion Grain Size Distribution

Onshore Grab Sample

Sample: PB-31-BB

Total Digested Mass: 22.079 grams

% Silica: 37.7 %

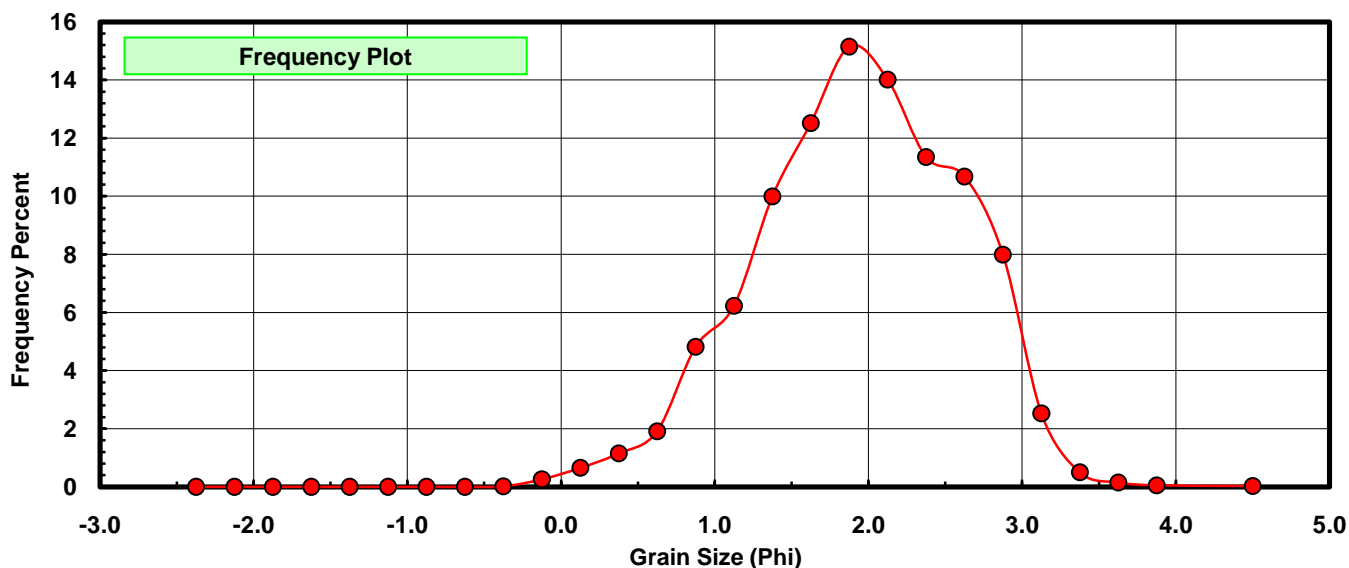
Sieve Size (phi)	Sieve Midpt (phi)	Weight (grams)	Freq Weight %	Cumulative Weight %
-2.25	-2.375	0.000	0.000	0.000
-2.00	-2.125	0.000	0.000	0.000
-1.75	-1.875	0.000	0.000	0.000
-1.50	-1.625	0.000	0.000	0.000
-1.25	-1.375	0.000	0.000	0.000
-1.00	-1.125	0.000	0.000	0.000
-0.75	-0.875	0.000	0.000	0.000
-0.50	-0.625	0.000	0.000	0.000
-0.25	-0.375	0.004	0.018	0.018
0.00	-0.125	0.057	0.258	0.276
0.25	0.125	0.144	0.652	0.928
0.50	0.375	0.254	1.150	2.079
0.75	0.625	0.423	1.916	3.995
1.00	0.875	1.063	4.815	8.809
1.25	1.125	1.376	6.232	15.041
1.50	1.375	2.207	9.996	25.037
1.75	1.625	2.764	12.519	37.556
2.00	1.875	3.345	15.150	52.706
2.25	2.125	3.094	14.013	66.720
2.50	2.375	2.505	11.346	78.065
2.75	2.625	2.358	10.680	88.745
3.00	2.875	1.765	7.994	96.739
3.25	3.125	0.558	2.527	99.266
3.50	3.375	0.110	0.498	99.764
3.75	3.625	0.033	0.149	99.914
4.00	3.875	0.012	0.054	99.968
5.00	4.500	0.007	0.032	100.000

Statistical Results			
Mean:	1.9360	phi	(0.2613 mm)
Standard Dev:	0.6759	phi-units	(0.626 mm)
Skewness:	-0.2621	dimensionless	
Kurtosis:	2.7203	dimensionless	
5th Moment:	-2.0075	dimensionless	
6th Moment:	12.5871	dimensionless	
RARD *	0.3491	dimensionless	
Median	1.8303	phi	(0.2812 mm)

* RARD = reciprocal absolute relative dispersion (see below)

Statistical Explanation	
Calculations based on the Method of Moments	
Skewness: 3rd Stand. Moment; Exact Gaussian = 0.0	
Kurtosis: 4th Stand. Moment; Exact Gaussian = 3.0	
For Further Explanation, See Basille et al. 2002	
Millimeter data calculated by $mm = 2^{(-\phi)}$	

Reciprocal Absolute Relative Dispersion (RARD) Scale	
< 0.5	Excellent homogeneity (e.g., beaches)
0.5 to 1.0	Good homogeneity
1.0 to 1.33	Fair homogeneity
> 1.33	Poor homogeneity (e.g., glacial)



PB-31-BB

