

Onshore Grab Sample

Sample: PB-29
Sample Taken By: D. Phelps
Sample Collected On: 1/6/09
Splits? N/A

County: Palm Beach
Latitude: 26° 33' 45.9"
Longitude: 80° 02' 25.7"
Datum: WGS 84
Surf. Elev: N/A
Datum: N/A

Fine Data Summary

Total Sample Weight 63.154 grams
Total Fines in Sample 0.204 grams
Total Percent Fines 0.32 %

Dry Sieving Summary

Total Sample Weight 62.917 grams
Total Digested Weight 37.019 grams
Total Carbonate Weight 25.898 grams
Total Silica % 58.84 %
Total Carbonate % 41.16 %
Carbonate/Silica Ratio 0.700

General Comments:

None

Description

Worked By: M. Ladle

Pre-Digestion Grain Size Distribution

Onshore Grab Sample

Sample: PB-29

Total Sample Mass: 62.917 grams

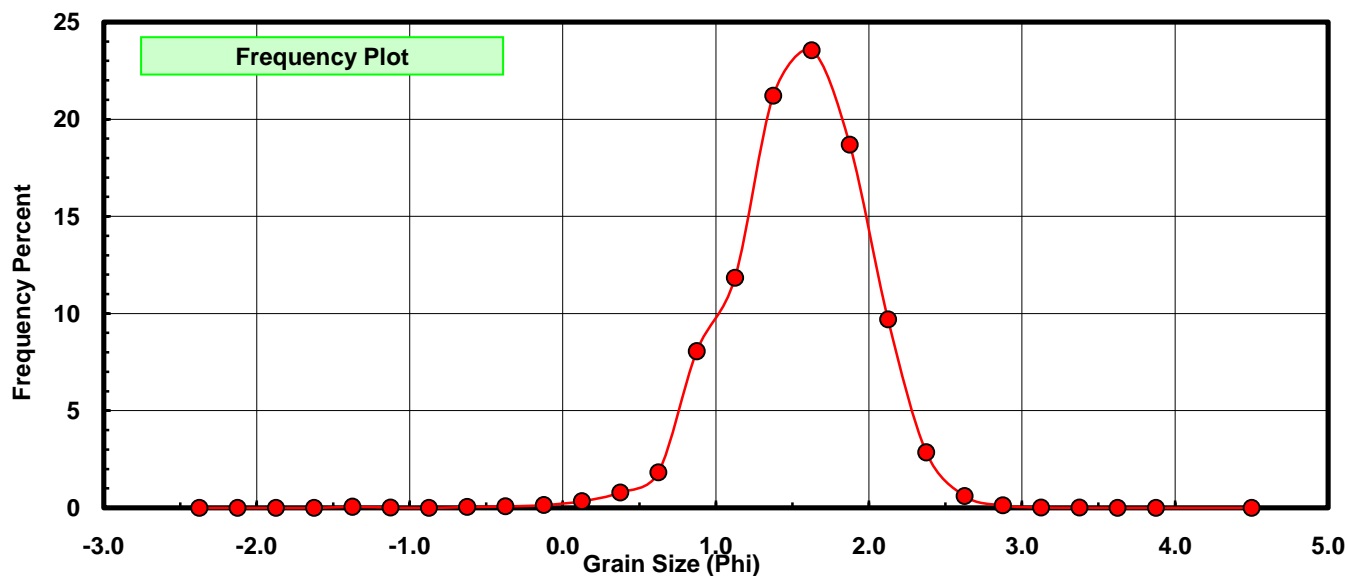
Sieve Size (phi)	Sieve Midpt (phi)	Weight (grams)	Freq Weight %	Cumulative Weight %
-2.25	-2.375	0.000	0.000	0.000
-2.00	-2.125	0.000	0.000	0.000
-1.75	-1.875	0.000	0.000	0.000
-1.50	-1.625	0.000	0.000	0.000
-1.25	-1.375	0.036	0.057	0.057
-1.00	-1.125	0.012	0.019	0.076
-0.75	-0.875	0.000	0.000	0.076
-0.50	-0.625	0.029	0.046	0.122
-0.25	-0.375	0.048	0.076	0.199
0.00	-0.125	0.091	0.145	0.343
0.25	0.125	0.217	0.345	0.688
0.50	0.375	0.499	0.793	1.481
0.75	0.625	1.152	1.831	3.312
1.00	0.875	5.072	8.061	11.374
1.25	1.125	7.453	11.846	23.219
1.50	1.375	13.347	21.214	44.433
1.75	1.625	14.815	23.547	67.980
2.00	1.875	11.761	18.693	86.673
2.25	2.125	6.098	9.692	96.365
2.50	2.375	1.797	2.856	99.221
2.75	2.625	0.386	0.614	99.835
3.00	2.875	0.080	0.127	99.962
3.25	3.125	0.013	0.021	99.983
3.50	3.375	0.007	0.011	99.994
3.75	3.625	0.001	0.002	99.995
4.00	3.875	0.001	0.002	99.997
5.00	4.50	0.002	0.003	100.000

Statistical Results			
Mean:	1.5365	phi	(0.3447 mm)
Standard Dev:	0.4469	phi-units	(0.7336 mm)
Skewness:	-0.5142	dimensionless	
Kurtosis:	4.7986	dimensionless	
5th Moment:	-12.3198	dimensionless	
6th Moment:	84.2003	dimensionless	
RARD *	0.2909	dimensionless	
Median	1.4341	phi	(0.3701 mm)

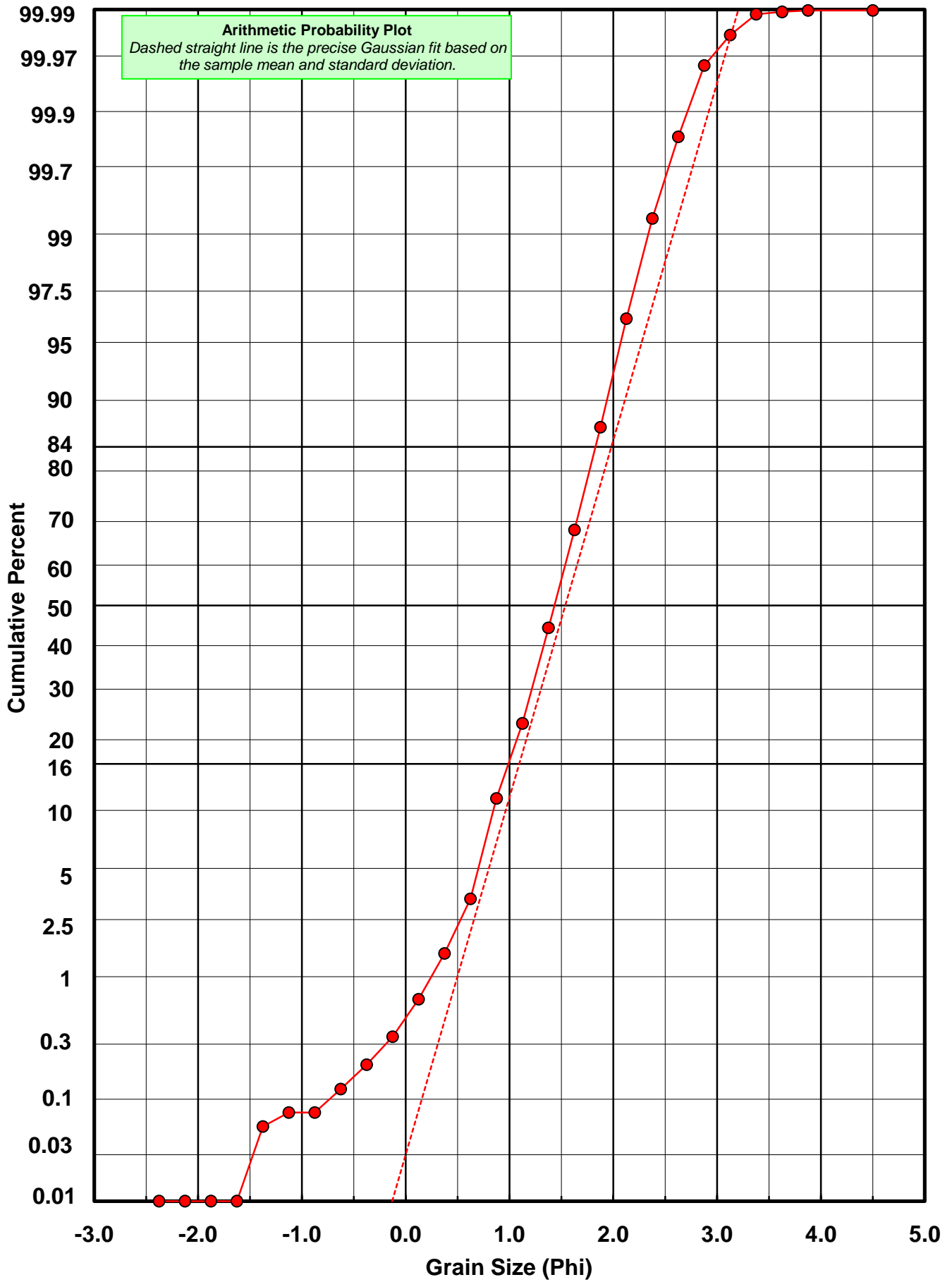
* RARD = reciprocal absolute relative dispersion (see below)

Statistical Explanation	
Calculations based on the Method of Moments	
Skewness: 3rd Stand. Moment; Exact Gaussian = 0.0	
Kurtosis: 4th Stand. Moment; Exact Gaussian = 3.0	
For Further Explanation, See Basille et al. 2002	
Millimeter data calculated by $mm = 2^{(-\phi)}$	

Reciprocal Absolute Relative Dispersion (RARD) Scale	
< 0.5	Excellent homogeneity (e.g., beaches)
0.5 to 1.0	Good homogeneity
1.0 to 1.33	Fair homogeneity
> 1.33	Poor homogeneity (e.g., glacial)



PB-29



Carbonate Grain Size Distribution

Onshore Grab Sample

Sample: PB-29

Total Carbonate Mass: 25.925 grams

% Carbonate: 41.2 %

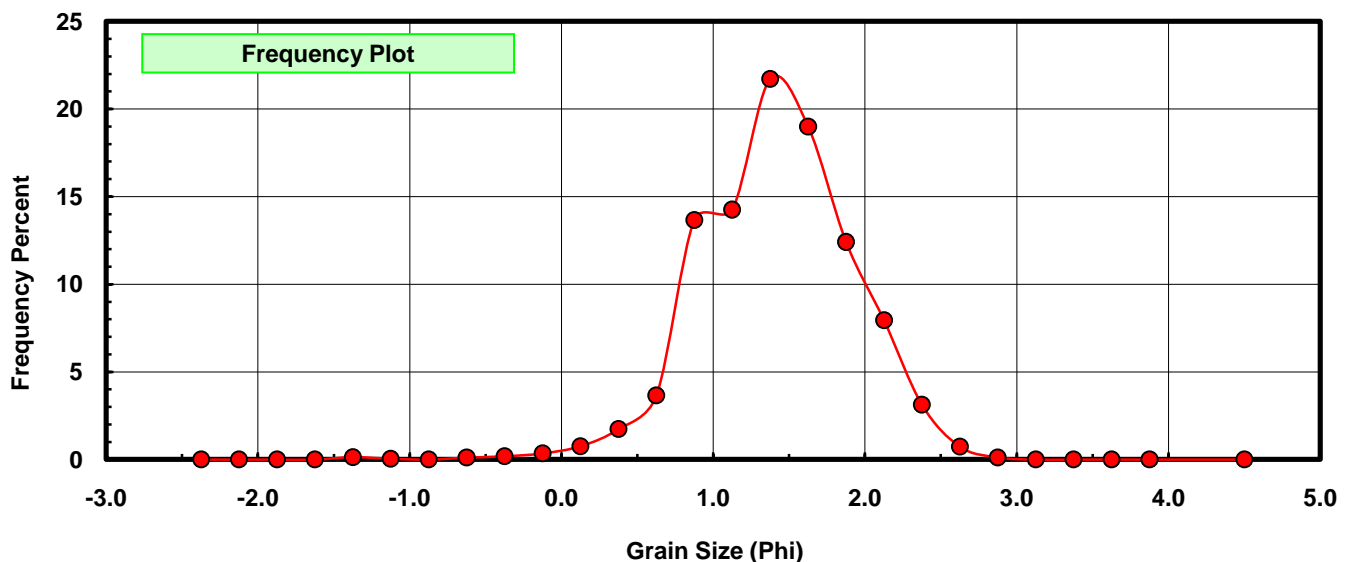
Sieve Size (phi)	Sieve Midpt (phi)	Weight (grams)	Freq Weight %	Cumulative Weight %
-2.25	-2.375	0.000	0.000	0.000
-2.00	-2.125	0.000	0.000	0.000
-1.75	-1.875	0.000	0.000	0.000
-1.50	-1.625	0.000	0.000	0.000
-1.25	-1.375	0.036	0.139	0.139
-1.00	-1.125	0.012	0.046	0.185
-0.75	-0.875	0.000	0.000	0.185
-0.50	-0.625	0.029	0.112	0.297
-0.25	-0.375	0.048	0.185	0.482
0.00	-0.125	0.091	0.351	0.833
0.25	0.125	0.197	0.760	1.593
0.50	0.375	0.450	1.736	3.329
0.75	0.625	0.948	3.657	6.986
1.00	0.875	3.545	13.674	20.660
1.25	1.125	3.697	14.260	34.920
1.50	1.375	5.631	21.720	56.640
1.75	1.625	4.927	19.005	75.645
2.00	1.875	3.219	12.417	88.062
2.25	2.125	2.061	7.950	96.012
2.50	2.375	0.812	3.132	99.144
2.75	2.625	0.191	0.737	99.880
3.00	2.875	0.031	0.120	100.000
3.25	3.125	0.000	0.000	100.000
3.50	3.375	0.000	0.000	100.000
3.75	3.625	0.000	0.000	100.000
4.00	3.875	0.000	0.000	100.000
5.00	4.500	0.000	0.000	100.000

Statistical Results			
Mean:	1.4125	phi	(0.3757 mm)
Standard Dev:	0.5161	phi-units	(0.6993 mm)
Skewness:	-0.4606	dimensionless	
Kurtosis:	4.4436	dimensionless	
5th Moment:	-10.8056	dimensionless	
6th Moment:	60.6447	dimensionless	
RARD *	0.3654	dimensionless	
Median	1.2986	phi	(0.4065 mm)

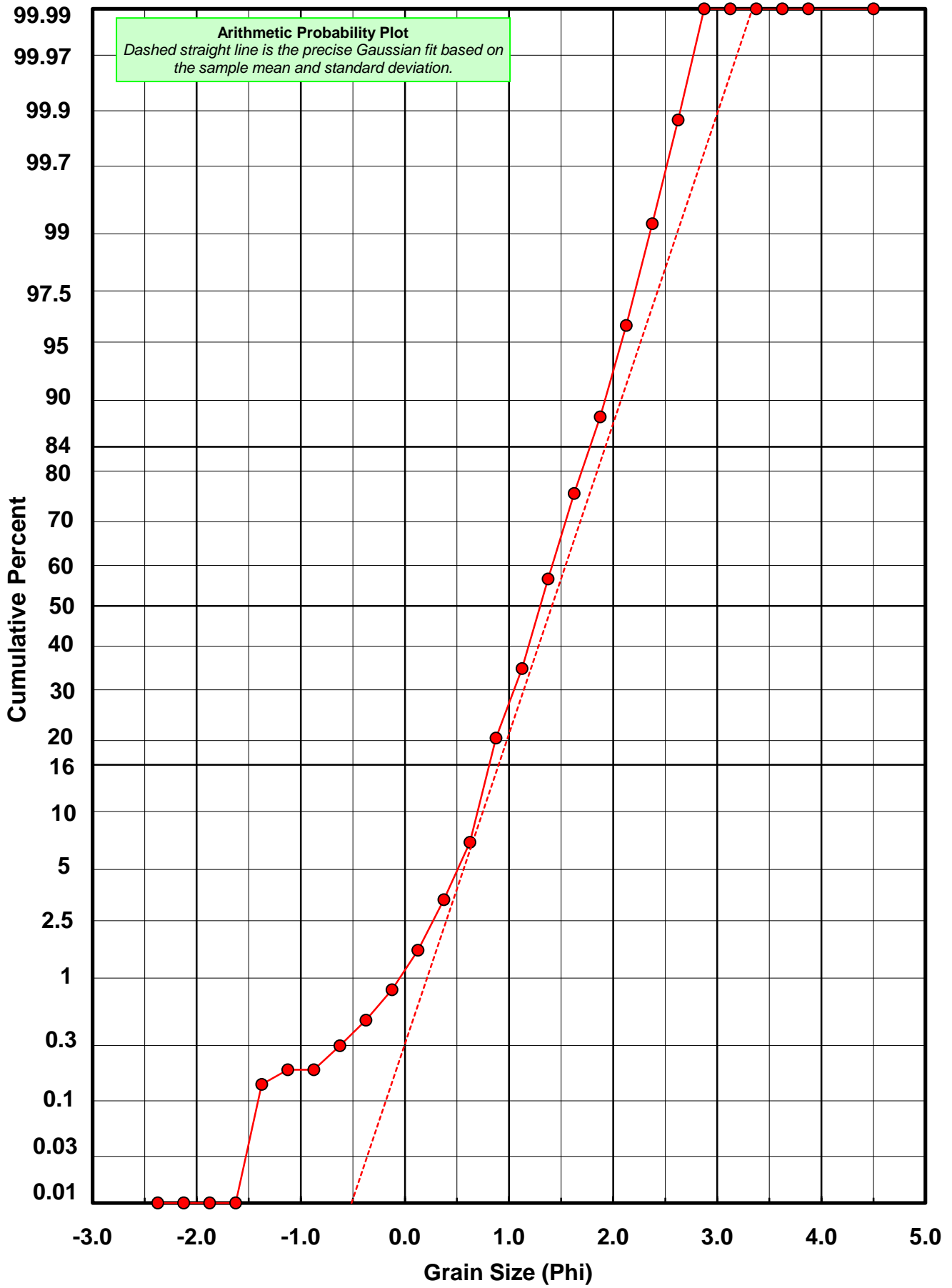
* RARD = reciprocal absolute relative dispersion (see below)

Statistical Explanation	
Calculations based on the Method of Moments	
Skewness: 3rd Stand. Moment; Exact Gaussian = 0.0	
Kurtosis: 4th Stand. Moment; Exact Gaussian = 3.0	
For Further Explanation, See Basille et al. 2002	
Millimeter data calculated by $mm = 2^{(-\phi)}$	

Reciprocal Absolute Relative Dispersion (RARD) Scale	
< 0.5	Excellent homogeneity (e.g., beaches)
0.5 to 1.0	Good homogeneity
1.0 to 1.33	Fair homogeneity
> 1.33	Poor homogeneity (e.g., glacial)



PB-29



Post-Digestion Grain Size Distribution

Onshore Grab Sample

Sample: PB-29

Total Digested Mass: 37.019 grams

% Silica: 58.8 %

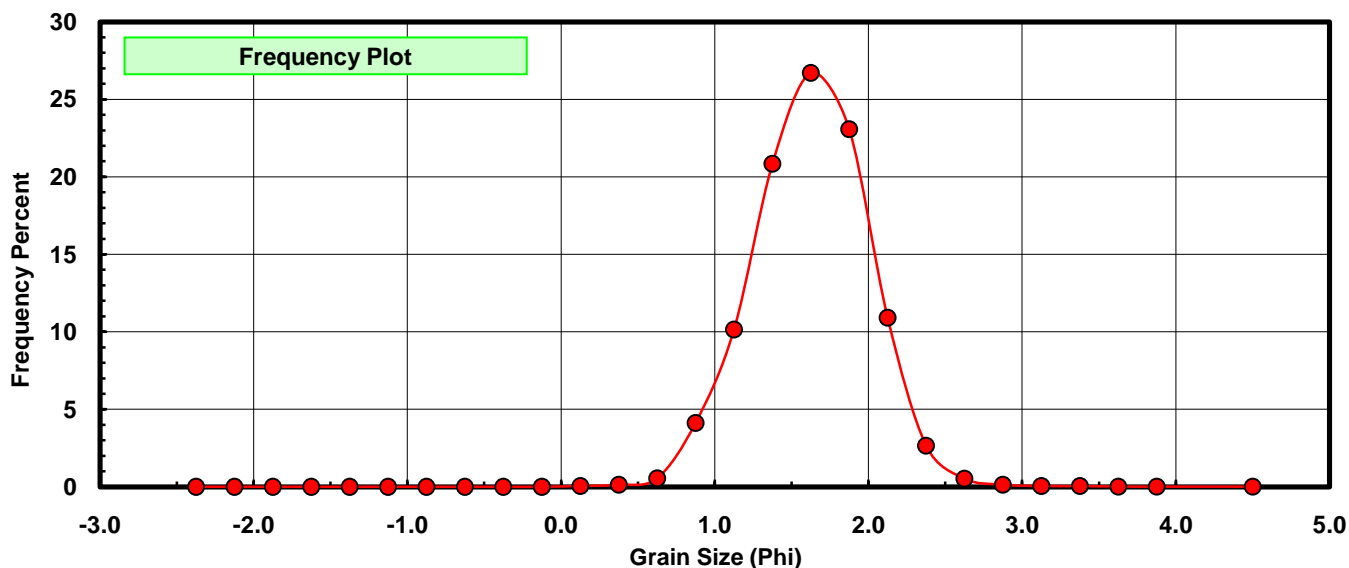
Sieve Size (phi)	Sieve Midpt (phi)	Weight (grams)	Freq Weight %	Cumulative Weight %
-2.25	-2.375	0.000	0.000	0.000
-2.00	-2.125	0.000	0.000	0.000
-1.75	-1.875	0.000	0.000	0.000
-1.50	-1.625	0.000	0.000	0.000
-1.25	-1.375	0.000	0.000	0.000
-1.00	-1.125	0.000	0.000	0.000
-0.75	-0.875	0.000	0.000	0.000
-0.50	-0.625	0.000	0.000	0.000
-0.25	-0.375	0.000	0.000	0.000
0.00	-0.125	0.000	0.000	0.000
0.25	0.125	0.020	0.054	0.054
0.50	0.375	0.049	0.132	0.186
0.75	0.625	0.204	0.551	0.737
1.00	0.875	1.527	4.125	4.862
1.25	1.125	3.756	10.146	15.009
1.50	1.375	7.716	20.843	35.852
1.75	1.625	9.888	26.711	62.562
2.00	1.875	8.542	23.075	85.637
2.25	2.125	4.037	10.905	96.542
2.50	2.375	0.985	2.661	99.203
2.75	2.625	0.195	0.527	99.730
3.00	2.875	0.049	0.132	99.862
3.25	3.125	0.019	0.051	99.914
3.50	3.375	0.017	0.046	99.959
3.75	3.625	0.007	0.019	99.978
4.00	3.875	0.004	0.011	99.989
5.00	4.500	0.004	0.011	100.000

Statistical Results			
Mean:	1.6248	phi	(0.3242 mm)
Standard Dev:	0.3781	phi-units	(0.7694 mm)
Skewness:	0.0499	dimensionless	
Kurtosis:	3.8402	dimensionless	
5th Moment:	4.9761	dimensionless	
6th Moment:	52.2715	dimensionless	
RARD *	0.2327	dimensionless	
Median	1.5074	phi	(0.3517 mm)

* RARD = reciprocal absolute relative dispersion (see below)

Statistical Explanation	
Calculations based on the Method of Moments	
Skewness: 3rd Stand. Moment; Exact Gaussian = 0.0	
Kurtosis: 4th Stand. Moment; Exact Gaussian = 3.0	
For Further Explanation, See Basille et al. 2002	
Millimeter data calculated by $mm = 2^{(-phi)}$	

Reciprocal Absolute Relative Dispersion (RARD) Scale	
< 0.5	Excellent homogeneity (e.g., beaches)
0.5 to 1.0	Good homogeneity
1.0 to 1.33	Fair homogeneity
> 1.33	Poor homogeneity (e.g., glacial)



PB-29

