

Onshore Grab Sample

Sample: PB-28
Sample Taken By: D. Phelps
Sample Collected On: 1/6/09
Splits? N/A

County: Palm Beach
Latitude: 26° 34' 36.2"
Longitude: 80° 02' 17.6"
Datum: WGS 84
Surf. Elev: N/A
Datum: N/A

Fine Data Summary

Total Sample Weight	62.313 grams
Total Fines in Sample	0.161 grams
Total Percent Fines	0.26 %

Dry Sieving Summary

Total Sample Weight	62.140 grams
Total Digested Weight	35.026 grams
Total Carbonate Weight	27.114 grams
Total Silica %	56.37 %
Total Carbonate %	43.63 %
Carbonate/Silica Ratio	0.774

General Comments:

None

Description

Worked By: M. Ladle

Pre-Digestion Grain Size Distribution

Onshore Grab Sample

Sample: PB-28

Total Sample Mass: 62.140 grams

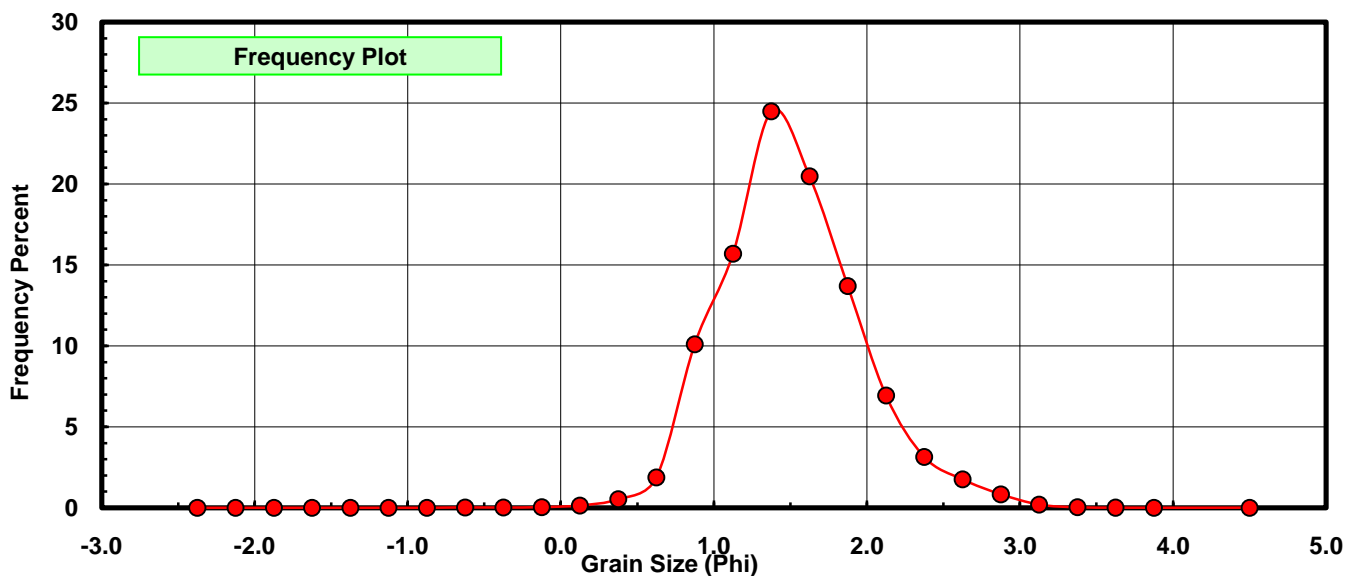
Sieve Size (phi)	Sieve Midpt (phi)	Weight (grams)	Freq Weight %	Cumulative Weight %
-2.25	-2.375	0.000	0.000	0.000
-2.00	-2.125	0.000	0.000	0.000
-1.75	-1.875	0.000	0.000	0.000
-1.50	-1.625	0.000	0.000	0.000
-1.25	-1.375	0.000	0.000	0.000
-1.00	-1.125	0.000	0.000	0.000
-0.75	-0.875	0.000	0.000	0.000
-0.50	-0.625	0.014	0.023	0.023
-0.25	-0.375	0.009	0.014	0.037
0.00	-0.125	0.024	0.039	0.076
0.25	0.125	0.091	0.146	0.222
0.50	0.375	0.328	0.528	0.750
0.75	0.625	1.165	1.875	2.625
1.00	0.875	6.280	10.106	12.731
1.25	1.125	9.749	15.689	28.420
1.50	1.375	15.215	24.485	52.905
1.75	1.625	12.728	20.483	73.388
2.00	1.875	8.515	13.703	87.090
2.25	2.125	4.309	6.934	94.025
2.50	2.375	1.949	3.136	97.161
2.75	2.625	1.090	1.754	98.915
3.00	2.875	0.520	0.837	99.752
3.25	3.125	0.123	0.198	99.950
3.50	3.375	0.019	0.031	99.981
3.75	3.625	0.006	0.010	99.990
4.00	3.875	0.002	0.003	99.994
5.00	4.50	0.004	0.006	100.000

Statistical Results			
Mean:	1.5049	phi	(0.3523 mm)
Standard Dev:	0.4628	phi-units	(0.7256 mm)
Skewness:	0.4171	dimensionless	
Kurtosis:	3.6989	dimensionless	
5th Moment:	4.2807	dimensionless	
6th Moment:	29.8685	dimensionless	
RARD *	0.3076	dimensionless	
Median	1.3453	phi	(0.3936 mm)

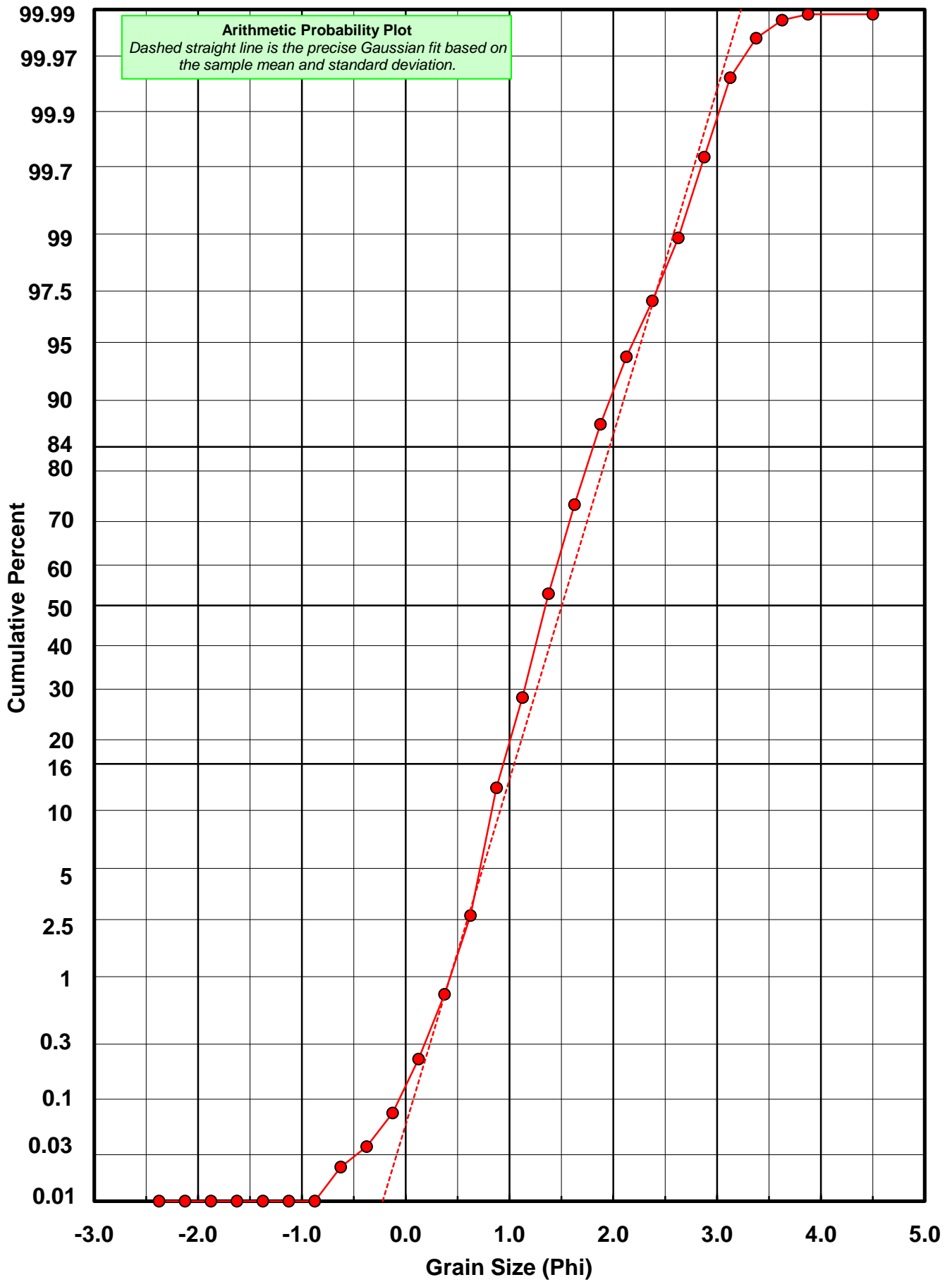
* RARD = reciprocal absolute relative dispersion (see below)

Statistical Explanation
Calculations based on the Method of Moments
Skewness: 3rd Stand. Moment; Exact Gaussian = 0.0
Kurtosis: 4th Stand. Moment; Exact Gaussian = 3.0
For Further Explanation, See Basille et al. 2002
Millimeter data calculated by $mm = 2^{(-\phi)}$

Reciprocal Absolute Relative Dispersion (RARD) Scale	
< 0.5	Excellent homogeneity (e.g., beaches)
0.5 to 1.0	Good homogeneity
1.0 to 1.33	Fair homogeneity
> 1.33	Poor homogeneity (e.g., glacial)



PB-28



Carbonate Grain Size Distribution

Onshore Grab Sample

Sample: PB-28

Total Carbonate Mass: 27.134 grams

% Carbonate: 43.6 %

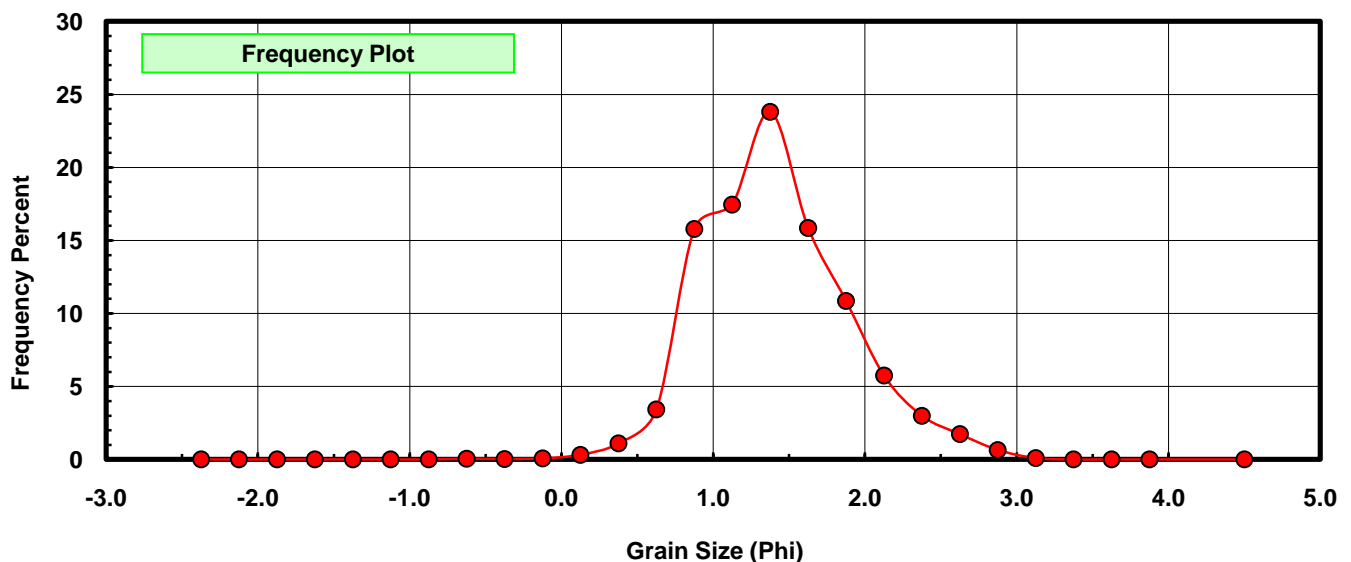
Sieve Size (phi)	Sieve Midpt (phi)	Weight (grams)	Freq Weight %	Cumulative Weight %
-2.25	-2.375	0.000	0.000	0.000
-2.00	-2.125	0.000	0.000	0.000
-1.75	-1.875	0.000	0.000	0.000
-1.50	-1.625	0.000	0.000	0.000
-1.25	-1.375	0.000	0.000	0.000
-1.00	-1.125	0.000	0.000	0.000
-0.75	-0.875	0.000	0.000	0.000
-0.50	-0.625	0.014	0.052	0.052
-0.25	-0.375	0.009	0.033	0.085
0.00	-0.125	0.020	0.074	0.158
0.25	0.125	0.088	0.324	0.483
0.50	0.375	0.300	1.106	1.588
0.75	0.625	0.928	3.420	5.008
1.00	0.875	4.283	15.785	20.793
1.25	1.125	4.738	17.461	38.255
1.50	1.375	6.462	23.815	62.070
1.75	1.625	4.302	15.855	77.924
2.00	1.875	2.947	10.861	88.785
2.25	2.125	1.559	5.746	94.531
2.50	2.375	0.812	2.993	97.523
2.75	2.625	0.470	1.732	99.256
3.00	2.875	0.177	0.652	99.908
3.25	3.125	0.025	0.092	100.000
3.50	3.375	0.000	0.000	100.000
3.75	3.625	0.000	0.000	100.000
4.00	3.875	0.000	0.000	100.000
5.00	4.500	0.000	0.000	100.000

Statistical Results			
Mean:	1.4090	phi	(0.3766 mm)
Standard Dev:	0.4921	phi-units	(0.711 mm)
Skewness:	0.3882	dimensionless	
Kurtosis:	3.3165	dimensionless	
5th Moment:	2.5382	dimensionless	
6th Moment:	20.0488	dimensionless	
RARD *	0.3492	dimensionless	
Median	1.2483	phi	(0.4209 mm)

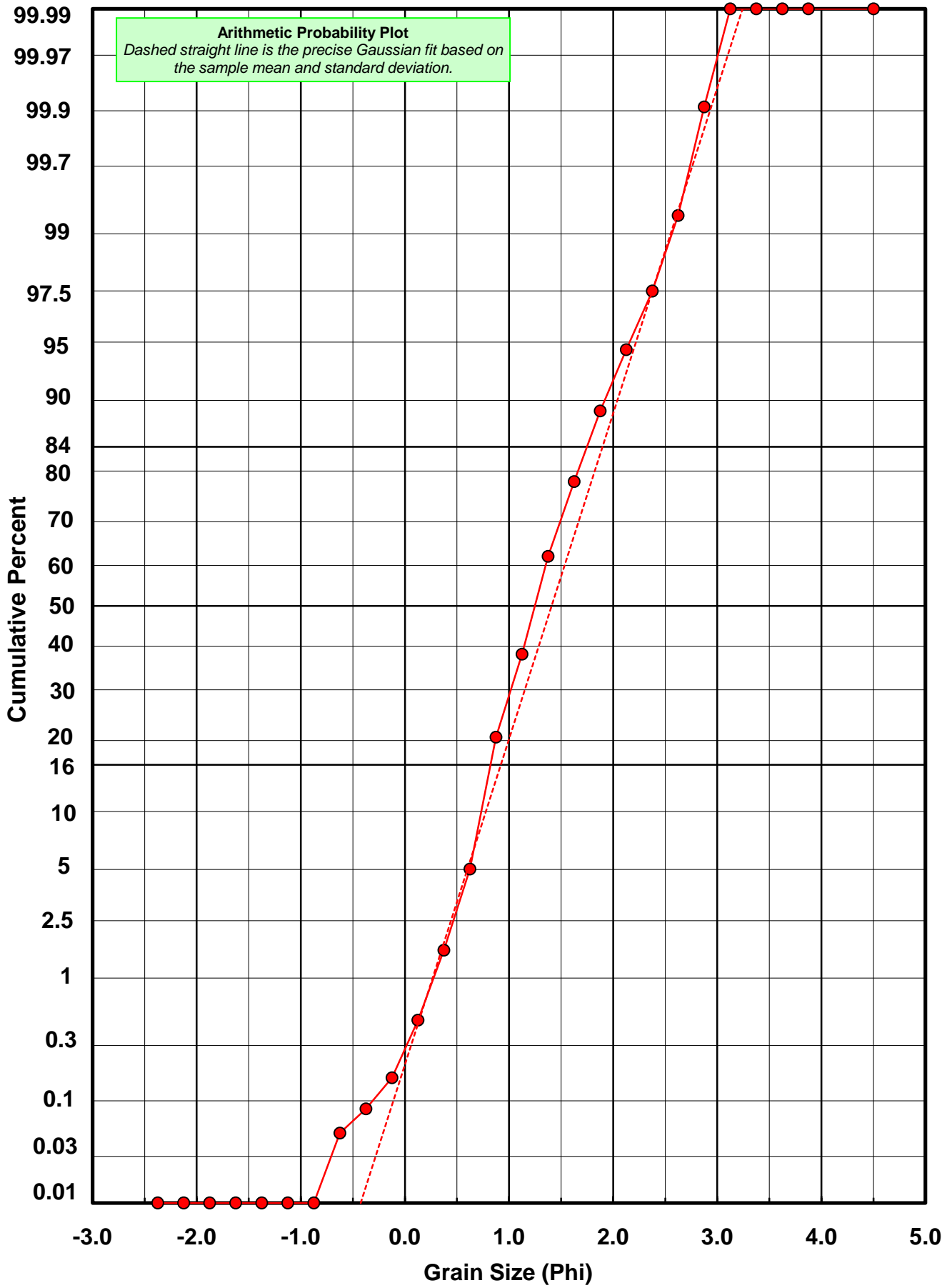
* RARD = reciprocal absolute relative dispersion (see below)

Statistical Explanation	
Calculations based on the Method of Moments	
Skewness: 3rd Stand. Moment; Exact Gaussian = 0.0	
Kurtosis: 4th Stand. Moment; Exact Gaussian = 3.0	
For Further Explanation, See Basille et al. 2002	
Millimeter data calculated by $mm = 2^{(-phi)}$	

Reciprocal Absolute Relative Dispersion (RARD) Scale	
< 0.5	Excellent homogeneity (e.g., beaches)
0.5 to 1.0	Good homogeneity
1.0 to 1.33	Fair homogeneity
> 1.33	Poor homogeneity (e.g., glacial)



PB-28



Post-Digestion Grain Size Distribution

Onshore Grab Sample

Sample: PB-28

Total Digested Mass: 35.026 grams

% Silica: 56.4 %

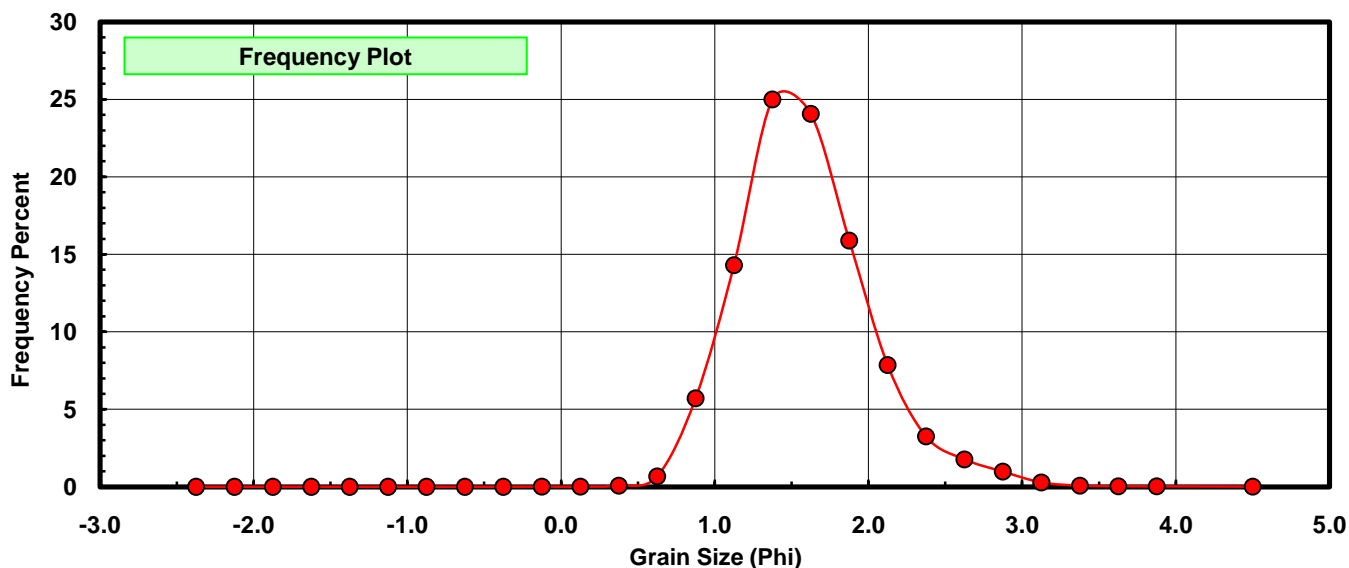
Sieve Size (phi)	Sieve Midpt (phi)	Weight (grams)	Freq Weight %	Cumulative Weight %
-2.25	-2.375	0.000	0.000	0.000
-2.00	-2.125	0.000	0.000	0.000
-1.75	-1.875	0.000	0.000	0.000
-1.50	-1.625	0.000	0.000	0.000
-1.25	-1.375	0.000	0.000	0.000
-1.00	-1.125	0.000	0.000	0.000
-0.75	-0.875	0.000	0.000	0.000
-0.50	-0.625	0.000	0.000	0.000
-0.25	-0.375	0.000	0.000	0.000
0.00	-0.125	0.004	0.011	0.011
0.25	0.125	0.003	0.009	0.020
0.50	0.375	0.028	0.080	0.100
0.75	0.625	0.237	0.677	0.777
1.00	0.875	1.997	5.701	6.478
1.25	1.125	5.011	14.307	20.785
1.50	1.375	8.753	24.990	45.775
1.75	1.625	8.426	24.056	69.831
2.00	1.875	5.568	15.897	85.728
2.25	2.125	2.750	7.851	93.579
2.50	2.375	1.137	3.246	96.825
2.75	2.625	0.620	1.770	98.595
3.00	2.875	0.343	0.979	99.575
3.25	3.125	0.098	0.280	99.854
3.50	3.375	0.026	0.074	99.929
3.75	3.625	0.012	0.034	99.963
4.00	3.875	0.009	0.026	99.989
5.00	4.500	0.004	0.011	100.000

Statistical Results			
Mean:	1.5805	phi	(0.3344 mm)
Standard Dev:	0.4341	phi-units	(0.7402 mm)
Skewness:	0.6805	dimensionless	
Kurtosis:	4.1760	dimensionless	
5th Moment:	9.3976	dimensionless	
6th Moment:	45.3825	dimensionless	
RARD *	0.2746	dimensionless	
Median	1.4189	phi	(0.374 mm)

* RARD = reciprocal absolute relative dispersion (see below)

Statistical Explanation	
Calculations based on the Method of Moments	
Skewness: 3rd Stand. Moment; Exact Gaussian = 0.0	
Kurtosis: 4th Stand. Moment; Exact Gaussian = 3.0	
For Further Explanation, See Basille et al. 2002	
Millimeter data calculated by $mm = 2^{(-\phi)}$	

Reciprocal Absolute Relative Dispersion (RARD) Scale	
< 0.5	Excellent homogeneity (e.g., beaches)
0.5 to 1.0	Good homogeneity
1.0 to 1.33	Fair homogeneity
> 1.33	Poor homogeneity (e.g., glacial)



PB-28

