

**Onshore Grab Sample**

**Sample:** PB-26-BB  
**Sample Taken By:** D. Phelps  
**Sample Collected On:** 1/7/09  
**Splits?** N/A

**County:** Palm Beach  
**Latitude:** 26° 36' 26.1"  
**Longitude:** 80° 02' 12.4"  
**Datum:** WGS 84  
**Surf. Elev:** N/A  
**Datum:** N/A

**Fine Data Summary**

Total Sample Weight 59.201 grams  
Total Fines in Sample 0.098 grams  
Total Percent Fines 0.17 %

**Dry Sieving Summary**

Total Sample Weight 59.040 grams  
Total Digested Weight 25.805 grams  
Total Carbonate Weight 33.235 grams  
Total Silica % 43.71 %  
Total Carbonate % 56.29 %  
Carbonate/Silica Ratio 1.288

**General Comments:**

None

**Description**

Worked By: M. Ladle

# Pre-Digestion Grain Size Distribution

Onshore Grab Sample

Sample: PB-26-BB

Total Sample Mass: 59.040 grams

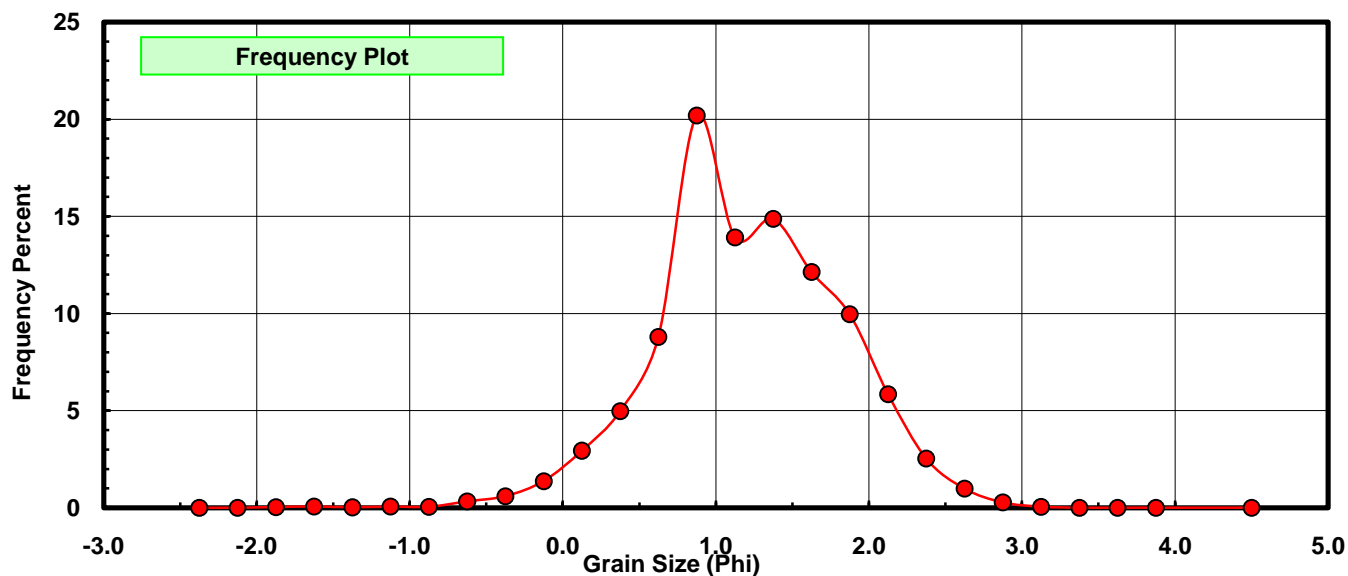
Sieve Size (phi)	Sieve Midpt (phi)	Weight (grams)	Freq Weight %	Cumulative Weight %
-2.25	-2.375	0.000	0.000	0.000
-2.00	-2.125	0.000	0.000	0.000
-1.75	-1.875	0.022	0.037	0.037
-1.50	-1.625	0.037	0.063	0.100
-1.25	-1.375	0.014	0.024	0.124
-1.00	-1.125	0.035	0.059	0.183
-0.75	-0.875	0.029	0.049	0.232
-0.50	-0.625	0.193	0.327	0.559
-0.25	-0.375	0.353	0.598	1.157
0.00	-0.125	0.811	1.374	2.530
0.25	0.125	1.735	2.939	5.469
0.50	0.375	2.939	4.978	10.447
0.75	0.625	5.196	8.801	19.248
1.00	0.875	11.916	20.183	39.431
1.25	1.125	8.213	13.911	53.342
1.50	1.375	8.782	14.875	68.216
1.75	1.625	7.163	12.132	80.349
2.00	1.875	5.878	9.956	90.305
2.25	2.125	3.452	5.847	96.152
2.50	2.375	1.493	2.529	98.681
2.75	2.625	0.580	0.982	99.663
3.00	2.875	0.162	0.274	99.937
3.25	3.125	0.032	0.054	99.992
3.50	3.375	0.002	0.003	99.995
3.75	3.625	0.001	0.002	99.997
4.00	3.875	0.001	0.002	99.998
5.00	4.50	0.001	0.002	100.000

Statistical Results			
Mean:	1.2096	phi	(0.4324 mm)
Standard Dev:	0.6145	phi-units	(0.6532 mm)
Skewness:	-0.1763	dimensionless	
Kurtosis:	3.5000	dimensionless	
5th Moment:	-3.9527	dimensionless	
6th Moment:	28.8022	dimensionless	
RARD *	0.5080	dimensionless	
Median	1.0649	phi	(0.478 mm)

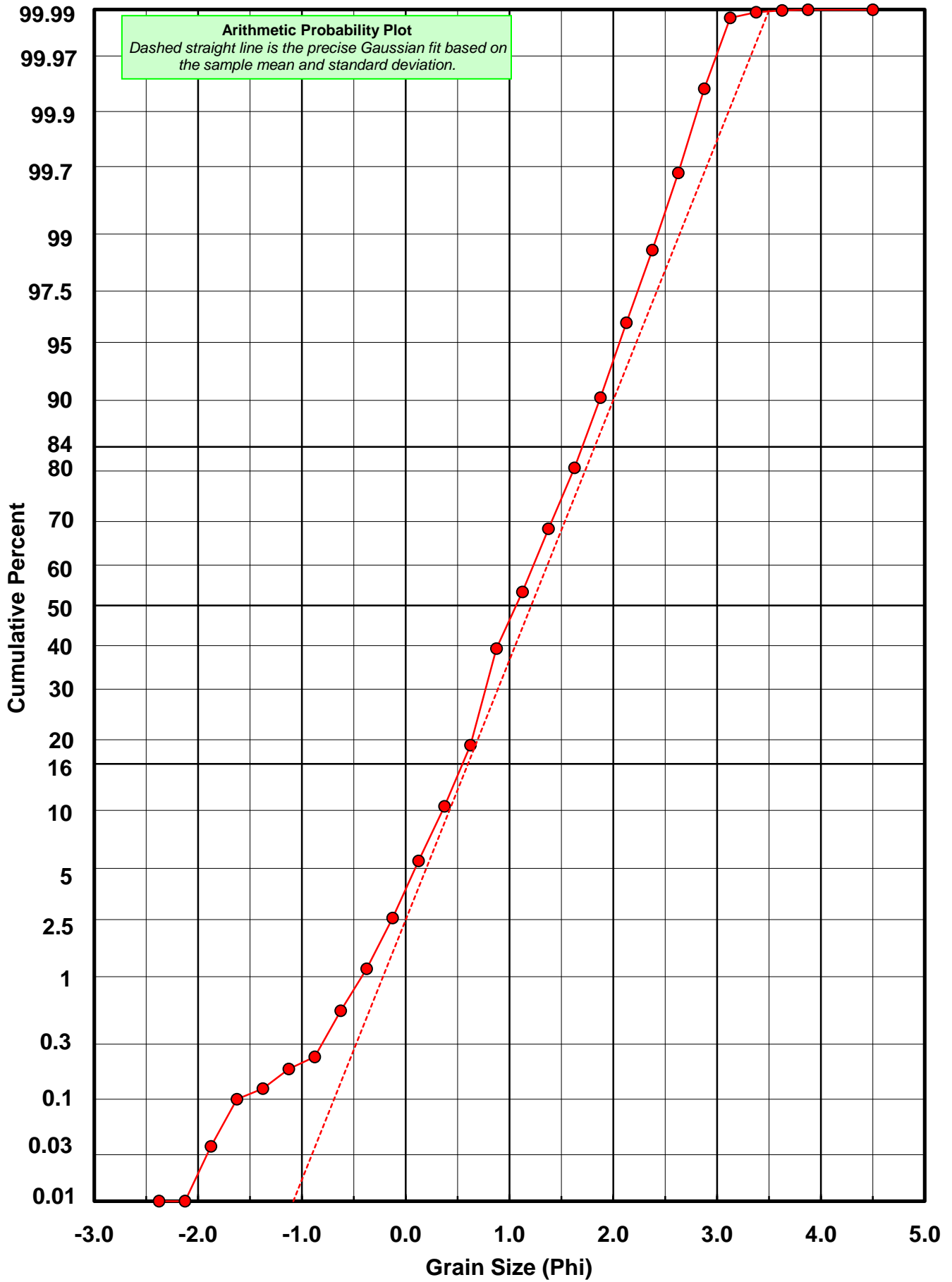
\* RARD = reciprocal absolute relative dispersion (see below)

Statistical Explanation	
Calculations based on the Method of Moments	
Skewness: 3rd Stand. Moment; Exact Gaussian = 0.0	
Kurtosis: 4th Stand. Moment; Exact Gaussian = 3.0	
For Further Explanation, See Basille et al. 2002	
Millimeter data calculated by $mm = 2^{(-\phi)}$	

Reciprocal Absolute Relative Dispersion (RARD) Scale	
< 0.5	Excellent homogeneity (e.g., beaches)
0.5 to 1.0	Good homogeneity
1.0 to 1.33	Fair homogeneity
> 1.33	Poor homogeneity (e.g., glacial)



# PB-26-BB



# Carbonate Grain Size Distribution

Onshore Grab Sample

Sample: PB-26-BB

Total Carbonate Mass: 33.324 grams

% Carbonate: 56.3 %

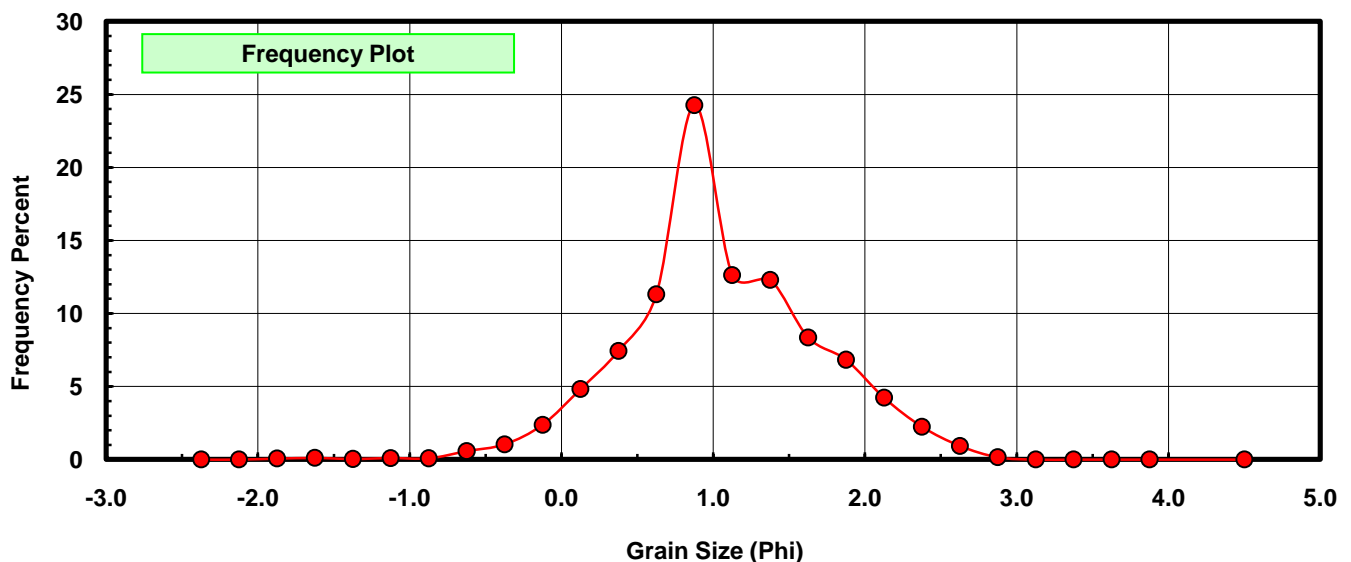
Sieve Size (phi)	Sieve Midpt (phi)	Weight (grams)	Freq Weight %	Cumulative Weight %
-2.25	-2.375	0.000	0.000	0.000
-2.00	-2.125	0.000	0.000	0.000
-1.75	-1.875	0.022	0.066	0.066
-1.50	-1.625	0.037	0.111	0.177
-1.25	-1.375	0.014	0.042	0.219
-1.00	-1.125	0.035	0.105	0.324
-0.75	-0.875	0.029	0.087	0.411
-0.50	-0.625	0.193	0.579	0.990
-0.25	-0.375	0.348	1.044	2.035
0.00	-0.125	0.795	2.386	4.420
0.25	0.125	1.609	4.828	9.249
0.50	0.375	2.479	7.439	16.688
0.75	0.625	3.768	11.307	27.995
1.00	0.875	8.090	24.277	52.272
1.25	1.125	4.210	12.634	64.905
1.50	1.375	4.103	12.312	77.218
1.75	1.625	2.788	8.366	85.584
2.00	1.875	2.278	6.836	92.420
2.25	2.125	1.411	4.234	96.654
2.50	2.375	0.750	2.251	98.905
2.75	2.625	0.313	0.939	99.844
3.00	2.875	0.052	0.156	100.000
3.25	3.125	0.000	0.000	100.000
3.50	3.375	0.000	0.000	100.000
3.75	3.625	0.000	0.000	100.000
4.00	3.875	0.000	0.000	100.000
5.00	4.500	0.000	0.000	100.000

Statistical Results			
Mean:	1.0491	phi	(0.4833 mm)
Standard Dev:	0.6442	phi-units	(0.6398 mm)
Skewness:	-0.0661	dimensionless	
Kurtosis:	3.5144	dimensionless	
5th Moment:	-3.0547	dimensionless	
6th Moment:	25.7919	dimensionless	
RARD *	0.6141	dimensionless	
Median	0.8516	phi	(0.5542 mm)

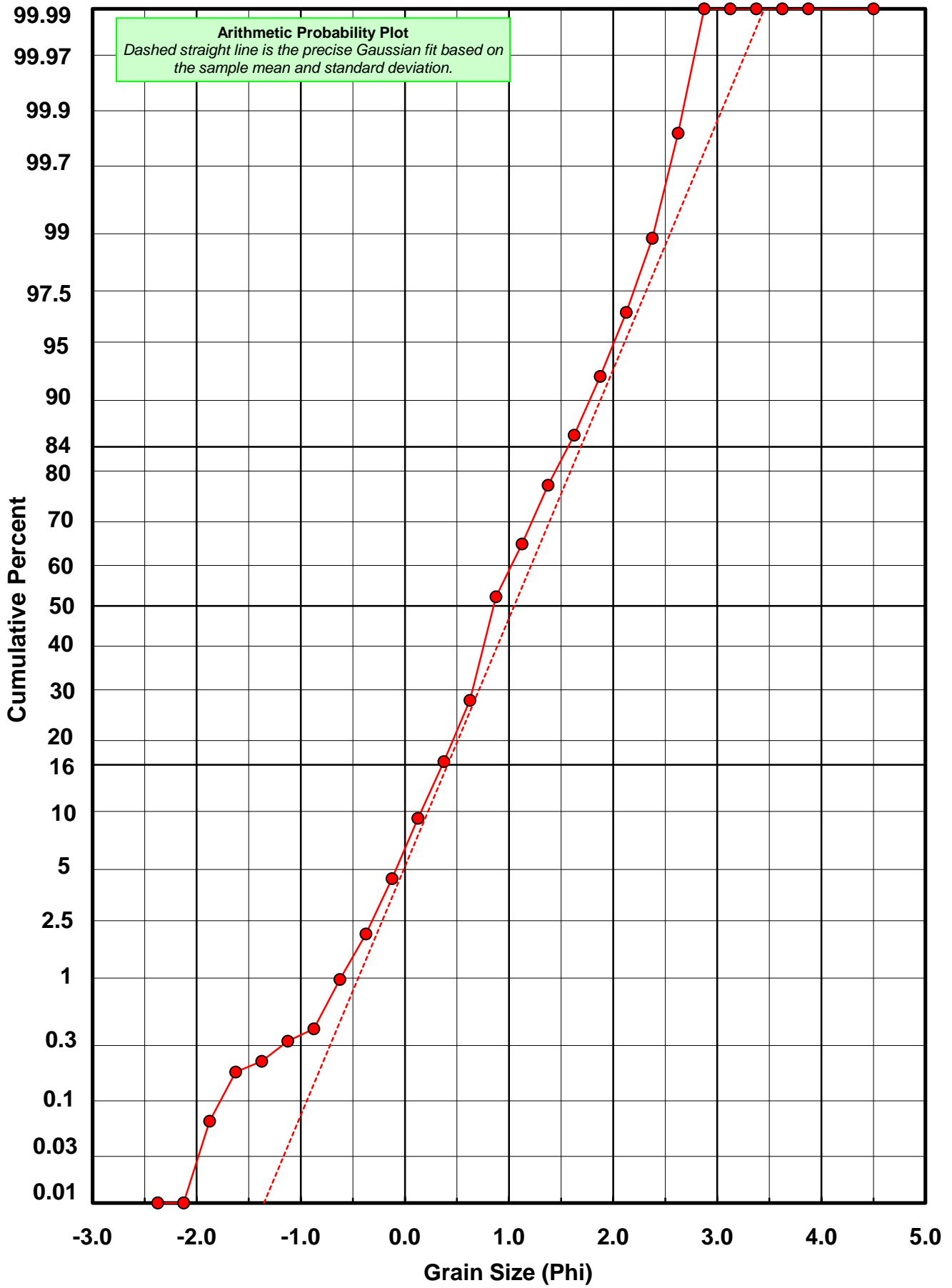
\* RARD = reciprocal absolute relative dispersion (see below)

Statistical Explanation	
Calculations based on the Method of Moments	
Skewness: 3rd Stand. Moment; Exact Gaussian = 0.0	
Kurtosis: 4th Stand. Moment; Exact Gaussian = 3.0	
For Further Explanation, See Basille et al. 2002	
Millimeter data calculated by $mm = 2^{(-\phi)}$	

Reciprocal Absolute Relative Dispersion (RARD) Scale	
< 0.5	Excellent homogeneity (e.g., beaches)
0.5 to 1.0	Good homogeneity
1.0 to 1.33	Fair homogeneity
> 1.33	Poor homogeneity (e.g., glacial)



# PB-26-BB



# Post-Digestion Grain Size Distribution

Onshore Grab Sample

Sample: PB-26-BB

Total Digested Mass: 25.805 grams

% Silica: 43.7 %

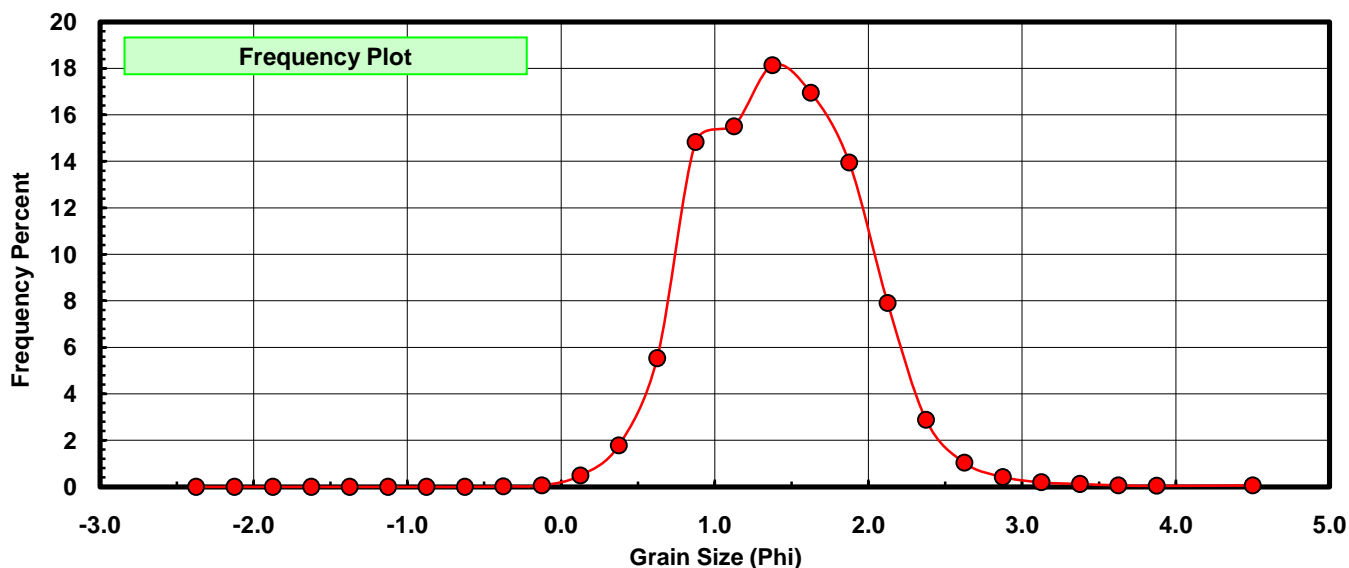
Sieve Size (phi)	Sieve Midpt (phi)	Weight (grams)	Freq Weight %	Cumulative Weight %
-2.25	-2.375	0.000	0.000	0.000
-2.00	-2.125	0.000	0.000	0.000
-1.75	-1.875	0.000	0.000	0.000
-1.50	-1.625	0.000	0.000	0.000
-1.25	-1.375	0.000	0.000	0.000
-1.00	-1.125	0.000	0.000	0.000
-0.75	-0.875	0.000	0.000	0.000
-0.50	-0.625	0.000	0.000	0.000
-0.25	-0.375	0.005	0.019	0.019
0.00	-0.125	0.016	0.062	0.081
0.25	0.125	0.126	0.488	0.570
0.50	0.375	0.460	1.783	2.352
0.75	0.625	1.428	5.534	7.886
1.00	0.875	3.826	14.827	22.713
1.25	1.125	4.003	15.512	38.225
1.50	1.375	4.679	18.132	56.357
1.75	1.625	4.375	16.954	73.311
2.00	1.875	3.600	13.951	87.262
2.25	2.125	2.041	7.909	95.171
2.50	2.375	0.743	2.879	98.051
2.75	2.625	0.267	1.035	99.085
3.00	2.875	0.110	0.426	99.512
3.25	3.125	0.050	0.194	99.705
3.50	3.375	0.032	0.124	99.829
3.75	3.625	0.017	0.066	99.895
4.00	3.875	0.011	0.043	99.938
5.00	4.500	0.016	0.062	100.000

Statistical Results			
Mean:	1.4253	phi	(0.3723 mm)
Standard Dev:	0.5302	phi-units	(0.6924 mm)
Skewness:	0.3804	dimensionless	
Kurtosis:	3.7864	dimensionless	
5th Moment:	7.9240	dimensionless	
6th Moment:	46.2884	dimensionless	
RARD *	0.3720	dimensionless	
Median	1.2873	phi	(0.4097 mm)

\* RARD = reciprocal absolute relative dispersion (see below)

Statistical Explanation	
Calculations based on the Method of Moments	
Skewness: 3rd Stand. Moment; Exact Gaussian = 0.0	
Kurtosis: 4th Stand. Moment; Exact Gaussian = 3.0	
For Further Explanation, See Basille et al. 2002	
Millimeter data calculated by $mm = 2^{(-phi)}$	

Reciprocal Absolute Relative Dispersion (RARD) Scale	
< 0.5	Excellent homogeneity (e.g., beaches)
0.5 to 1.0	Good homogeneity
1.0 to 1.33	Fair homogeneity
> 1.33	Poor homogeneity (e.g., glacial)



# PB-26-BB

