

Onshore Grab Sample

Sample: PB-25-BB
Sample Taken By: D. Phelps
Sample Collected On: 1/7/09
Splits? N/A

County: Palm Beach
Latitude: 26° 37' 23.8"
Longitude: 80° 02' 12.5"
Datum: WGS 84
Surf. Elev: N/A
Datum: N/A

Fine Data Summary

Total Sample Weight 54.233 grams
Total Fines in Sample 0.091 grams
Total Percent Fines 0.17 %

Dry Sieving Summary

Total Sample Weight 54.197 grams
Total Digested Weight 28.660 grams
Total Carbonate Weight 25.537 grams
Total Silica % 52.88 %
Total Carbonate % 47.12 %
Carbonate/Silica Ratio 0.891

General Comments:

None

Description

Worked By: M. Ladle

Pre-Digestion Grain Size Distribution

Onshore Grab Sample

Sample: PB-25-BB

Total Sample Mass: 54.197 grams

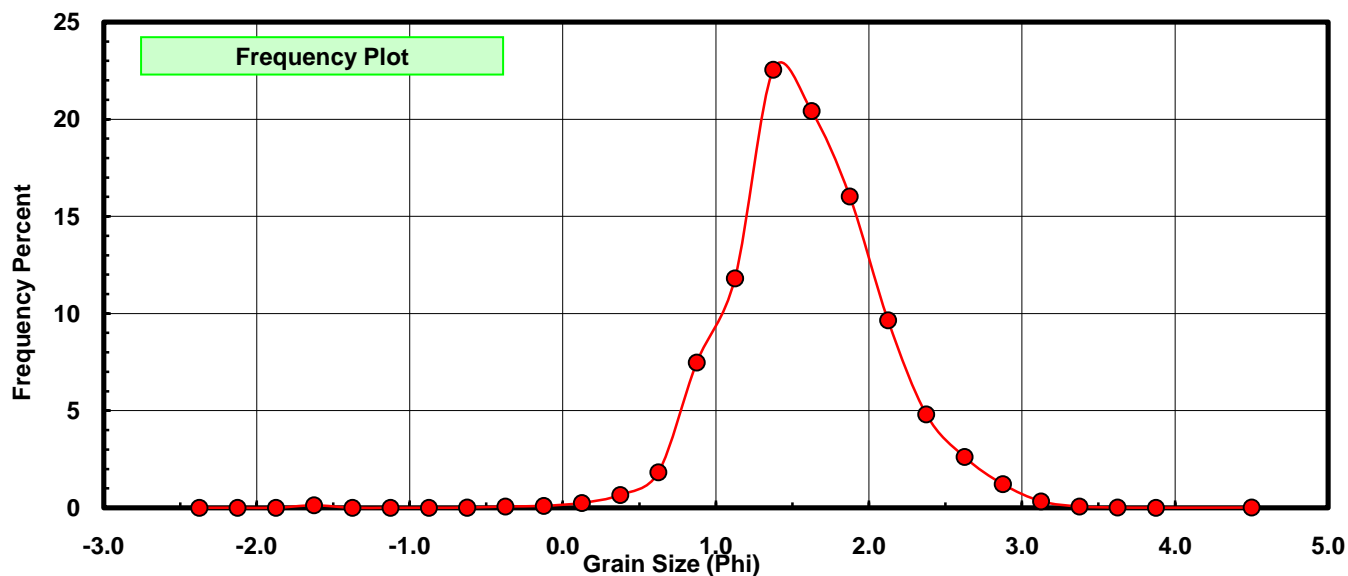
Sieve Size (phi)	Sieve Midpt (phi)	Weight (grams)	Freq Weight %	Cumulative Weight %
-2.25	-2.375	0.000	0.000	0.000
-2.00	-2.125	0.000	0.000	0.000
-1.75	-1.875	0.000	0.000	0.000
-1.50	-1.625	0.068	0.125	0.125
-1.25	-1.375	0.000	0.000	0.125
-1.00	-1.125	0.000	0.000	0.125
-0.75	-0.875	0.000	0.000	0.125
-0.50	-0.625	0.004	0.007	0.133
-0.25	-0.375	0.036	0.066	0.199
0.00	-0.125	0.053	0.098	0.297
0.25	0.125	0.137	0.253	0.550
0.50	0.375	0.359	0.662	1.212
0.75	0.625	0.988	1.823	3.035
1.00	0.875	4.049	7.471	10.506
1.25	1.125	6.401	11.811	22.317
1.50	1.375	12.216	22.540	44.857
1.75	1.625	11.067	20.420	65.277
2.00	1.875	8.684	16.023	81.300
2.25	2.125	5.226	9.643	90.942
2.50	2.375	2.606	4.808	95.751
2.75	2.625	1.415	2.611	98.362
3.00	2.875	0.657	1.212	99.574
3.25	3.125	0.181	0.334	99.908
3.50	3.375	0.036	0.066	99.974
3.75	3.625	0.007	0.013	99.987
4.00	3.875	0.002	0.004	99.991
5.00	4.50	0.005	0.009	100.000

Statistical Results			
Mean:	1.5884	phi	(0.3326 mm)
Standard Dev:	0.5098	phi-units	(0.7023 mm)
Skewness:	-0.0982	dimensionless	
Kurtosis:	5.2329	dimensionless	
5th Moment:	-11.0563	dimensionless	
6th Moment:	102.2786	dimensionless	
RARD *	0.3209	dimensionless	
Median	1.4380	phi	(0.3691 mm)

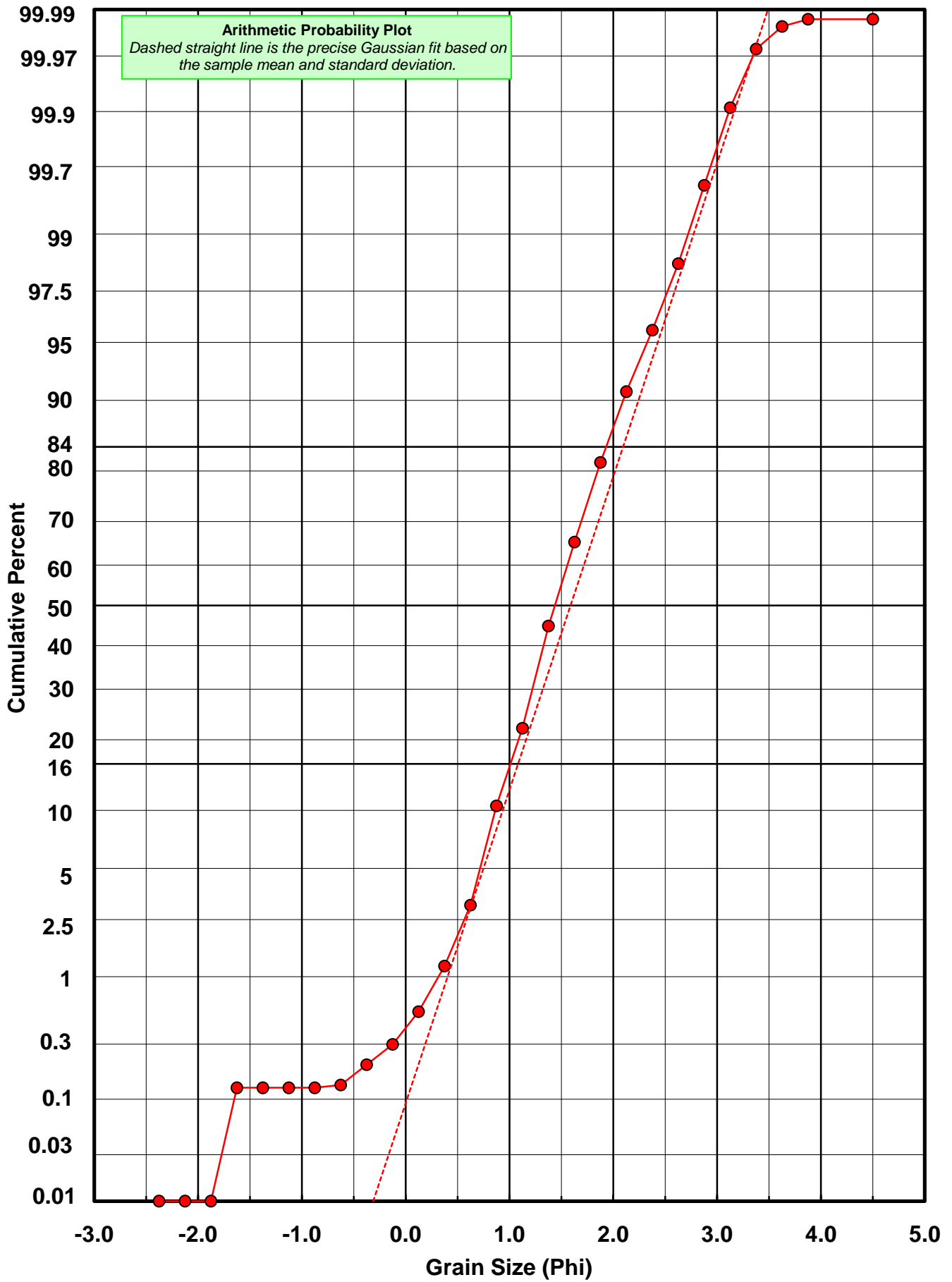
* RARD = reciprocal absolute relative dispersion (see below)

Statistical Explanation
Calculations based on the Method of Moments
Skewness: 3rd Stand. Moment; Exact Gaussian = 0.0
Kurtosis: 4th Stand. Moment; Exact Gaussian = 3.0
For Further Explanation, See Basille et al. 2002
Millimeter data calculated by $mm = 2^{(-phi)}$

Reciprocal Absolute Relative Dispersion (RARD) Scale	
< 0.5	Excellent homogeneity (e.g., beaches)
0.5 to 1.0	Good homogeneity
1.0 to 1.33	Fair homogeneity
> 1.33	Poor homogeneity (e.g., glacial)



PB-25-BB



Carbonate Grain Size Distribution

Onshore Grab Sample

Sample: PB-25-BB

Total Carbonate Mass: 25.571 grams

% Carbonate: 47.1 %

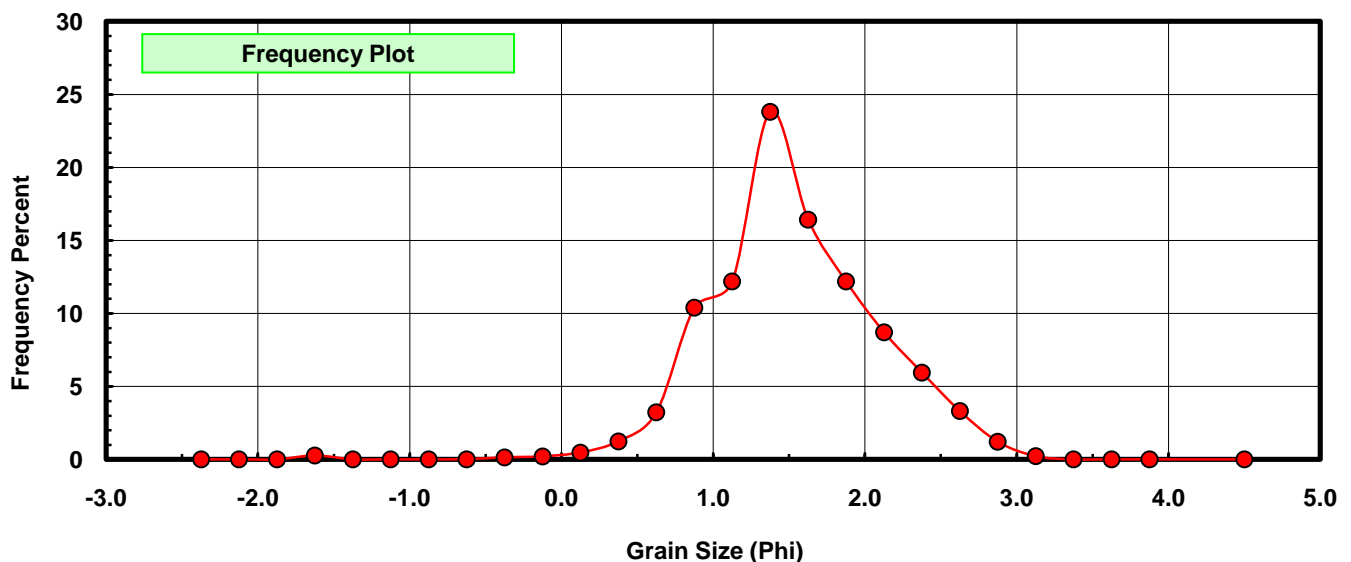
Sieve Size (phi)	Sieve Midpt (phi)	Weight (grams)	Freq Weight %	Cumulative Weight %
-2.25	-2.375	0.000	0.000	0.000
-2.00	-2.125	0.000	0.000	0.000
-1.75	-1.875	0.000	0.000	0.000
-1.50	-1.625	0.068	0.266	0.266
-1.25	-1.375	0.000	0.000	0.266
-1.00	-1.125	0.000	0.000	0.266
-0.75	-0.875	0.000	0.000	0.266
-0.50	-0.625	0.004	0.016	0.282
-0.25	-0.375	0.036	0.141	0.422
0.00	-0.125	0.053	0.207	0.630
0.25	0.125	0.122	0.477	1.107
0.50	0.375	0.318	1.244	2.350
0.75	0.625	0.825	3.226	5.577
1.00	0.875	2.658	10.395	15.971
1.25	1.125	3.116	12.186	28.157
1.50	1.375	6.090	23.816	51.973
1.75	1.625	4.202	16.433	68.406
2.00	1.875	3.119	12.197	80.603
2.25	2.125	2.227	8.709	89.312
2.50	2.375	1.522	5.952	95.264
2.75	2.625	0.846	3.308	98.573
3.00	2.875	0.309	1.208	99.781
3.25	3.125	0.056	0.219	100.000
3.50	3.375	0.000	0.000	100.000
3.75	3.625	0.000	0.000	100.000
4.00	3.875	0.000	0.000	100.000
5.00	4.500	0.000	0.000	100.000

Statistical Results			
Mean:	1.5263	phi	(0.3472 mm)
Standard Dev:	0.5745	phi-units	(0.6715 mm)
Skewness:	-0.2968	dimensionless	
Kurtosis:	5.0571	dimensionless	
5th Moment:	-13.5437	dimensionless	
6th Moment:	87.2247	dimensionless	
RARD *	0.3764	dimensionless	
Median	1.3543	phi	(0.3911 mm)

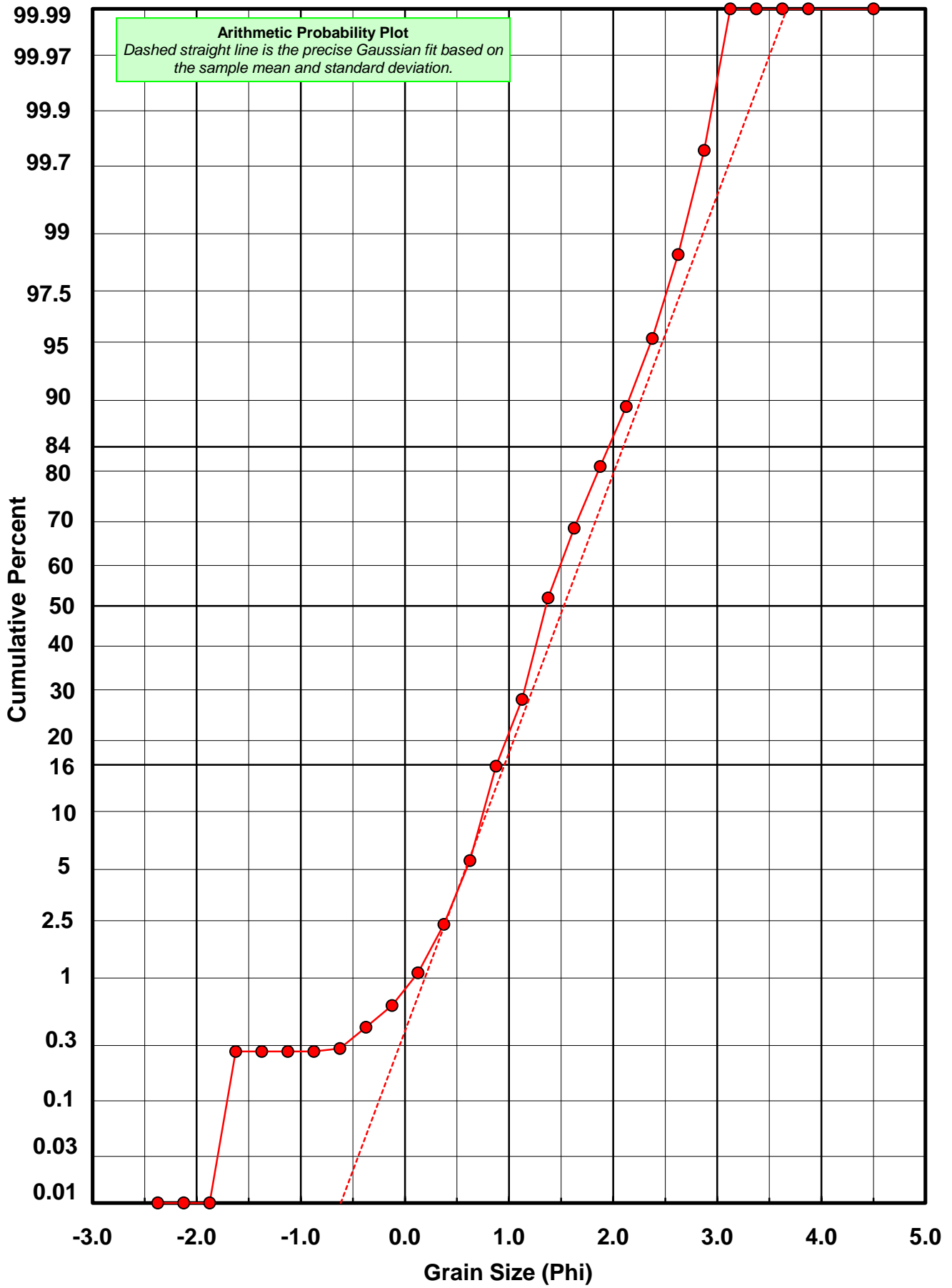
* RARD = reciprocal absolute relative dispersion (see below)

Statistical Explanation	
Calculations based on the Method of Moments	
Skewness: 3rd Stand. Moment; Exact Gaussian = 0.0	
Kurtosis: 4th Stand. Moment; Exact Gaussian = 3.0	
For Further Explanation, See Basille et al. 2002	
Millimeter data calculated by $mm = 2^{(-\phi)}$	

Reciprocal Absolute Relative Dispersion (RARD) Scale	
< 0.5	Excellent homogeneity (e.g., beaches)
0.5 to 1.0	Good homogeneity
1.0 to 1.33	Fair homogeneity
> 1.33	Poor homogeneity (e.g., glacial)



PB-25-BB



Post-Digestion Grain Size Distribution

Onshore Grab Sample

Sample: PB-25-BB

Total Digested Mass: 28.660 grams

% Silica: 52.9 %

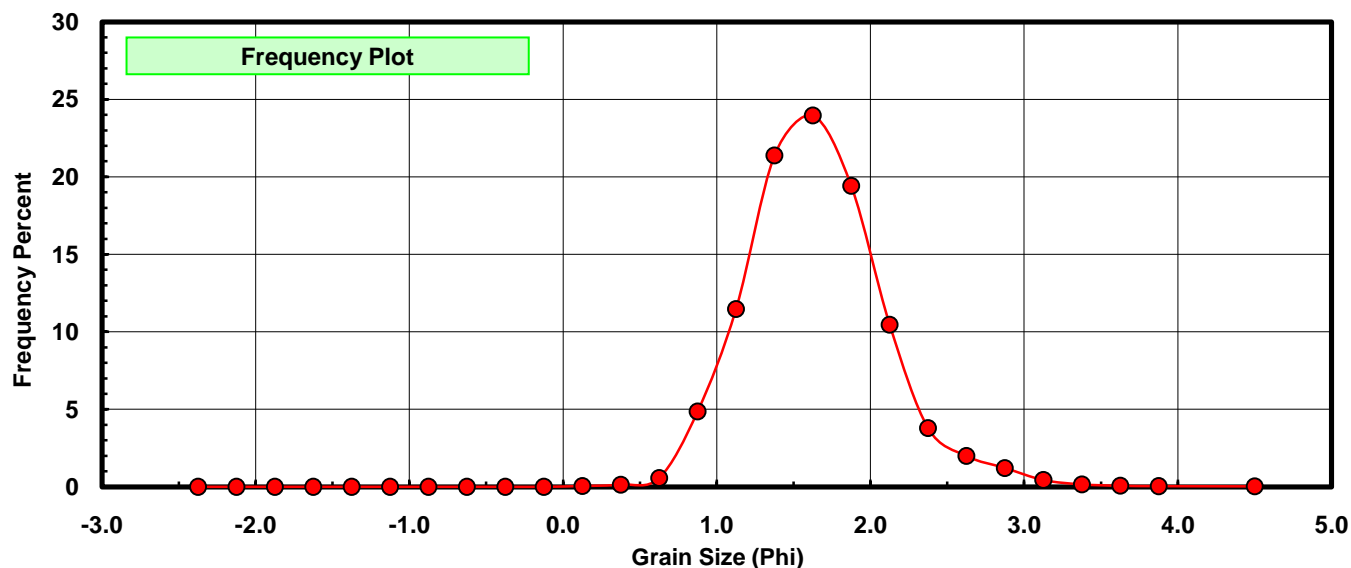
Sieve Size (phi)	Sieve Midpt (phi)	Weight (grams)	Freq Weight %	Cumulative Weight %
-2.25	-2.375	0.000	0.000	0.000
-2.00	-2.125	0.000	0.000	0.000
-1.75	-1.875	0.000	0.000	0.000
-1.50	-1.625	0.000	0.000	0.000
-1.25	-1.375	0.000	0.000	0.000
-1.00	-1.125	0.000	0.000	0.000
-0.75	-0.875	0.000	0.000	0.000
-0.50	-0.625	0.000	0.000	0.000
-0.25	-0.375	0.000	0.000	0.000
0.00	-0.125	0.000	0.000	0.000
0.25	0.125	0.015	0.052	0.052
0.50	0.375	0.041	0.143	0.195
0.75	0.625	0.163	0.569	0.764
1.00	0.875	1.391	4.853	5.618
1.25	1.125	3.285	11.462	17.080
1.50	1.375	6.126	21.375	38.454
1.75	1.625	6.865	23.953	62.408
2.00	1.875	5.565	19.417	81.825
2.25	2.125	2.999	10.464	92.289
2.50	2.375	1.084	3.782	96.071
2.75	2.625	0.569	1.985	98.057
3.00	2.875	0.348	1.214	99.271
3.25	3.125	0.125	0.436	99.707
3.50	3.375	0.045	0.157	99.864
3.75	3.625	0.019	0.066	99.930
4.00	3.875	0.012	0.042	99.972
5.00	4.500	0.008	0.028	100.000

Statistical Results			
Mean:	1.6462	phi	(0.3195 mm)
Standard Dev:	0.4530	phi-units	(0.7305 mm)
Skewness:	0.6071	dimensionless	
Kurtosis:	4.3301	dimensionless	
5th Moment:	9.7836	dimensionless	
6th Moment:	51.2133	dimensionless	
RARD *	0.2752	dimensionless	
Median	1.4955	phi	(0.3547 mm)

* RARD = reciprocal absolute relative dispersion (see below)

Statistical Explanation	
Calculations based on the Method of Moments	
Skewness: 3rd Stand. Moment; Exact Gaussian = 0.0	
Kurtosis: 4th Stand. Moment; Exact Gaussian = 3.0	
For Further Explanation, See Basille et al. 2002	
Millimeter data calculated by $mm = 2^{(-\phi)}$	

Reciprocal Absolute Relative Dispersion (RARD) Scale	
< 0.5	Excellent homogeneity (e.g., beaches)
0.5 to 1.0	Good homogeneity
1.0 to 1.33	Fair homogeneity
> 1.33	Poor homogeneity (e.g., glacial)



PB-25-BB

