

Onshore Grab Sample

Sample: PB-24-BB
Sample Taken By: D. Phelps
Sample Collected On: 1/7/09
Splits? N/A

County: Palm Beach
Latitude: 26° 38' 12.9"
Longitude: 80° 02' 14.5"
Datum: WGS 84
Surf. Elev: N/A
Datum: N/A

Fine Data Summary

Total Sample Weight 67.178 grams
Total Fines in Sample 0.120 grams
Total Percent Fines 0.18 %

Dry Sieving Summary

Total Sample Weight 67.070 grams
Total Digested Weight 30.804 grams
Total Carbonate Weight 36.266 grams
Total Silica % 45.93 %
Total Carbonate % 54.07 %
Carbonate/Silica Ratio 1.177

General Comments:

None

Description

Worked By: M. Ladle

Pre-Digestion Grain Size Distribution

Onshore Grab Sample

Sample: PB-24-BB

Total Sample Mass: 67.070 grams

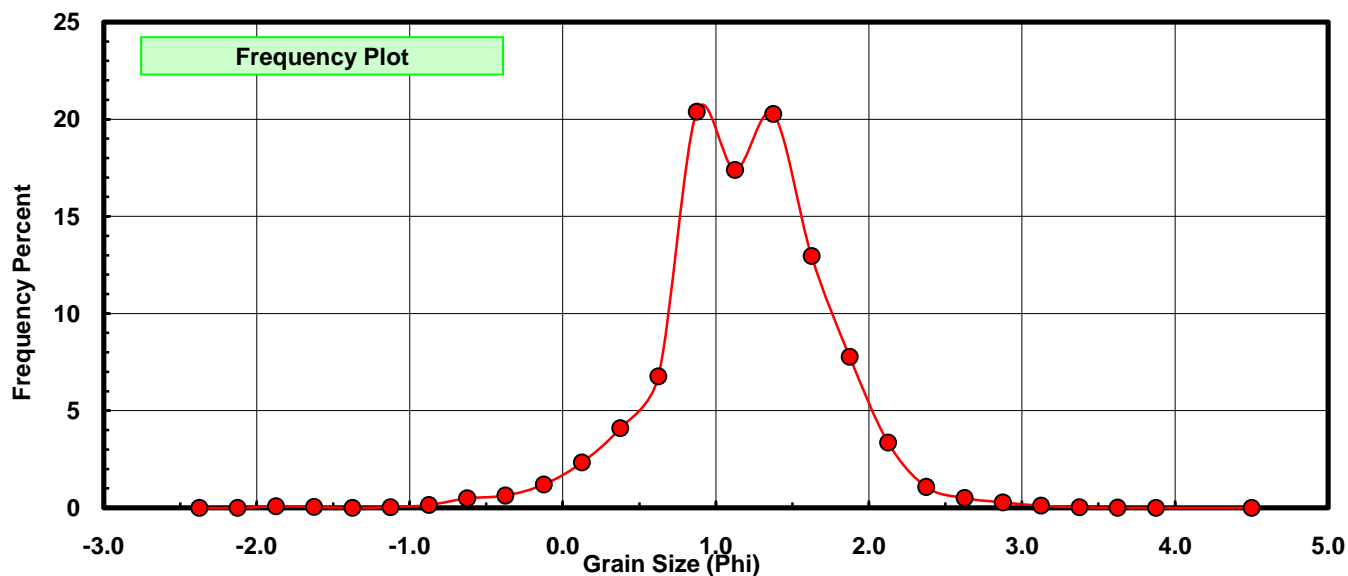
Sieve Size (phi)	Sieve Midpt (phi)	Weight (grams)	Freq Weight %	Cumulative Weight %
-2.25	-2.375	0.000	0.000	0.000
-2.00	-2.125	0.000	0.000	0.000
-1.75	-1.875	0.052	0.078	0.078
-1.50	-1.625	0.036	0.054	0.131
-1.25	-1.375	0.000	0.000	0.131
-1.00	-1.125	0.025	0.037	0.168
-0.75	-0.875	0.101	0.151	0.319
-0.50	-0.625	0.328	0.489	0.808
-0.25	-0.375	0.425	0.634	1.442
0.00	-0.125	0.804	1.199	2.641
0.25	0.125	1.563	2.330	4.971
0.50	0.375	2.747	4.096	9.067
0.75	0.625	4.542	6.772	15.839
1.00	0.875	13.673	20.386	36.225
1.25	1.125	11.666	17.394	53.619
1.50	1.375	13.592	20.265	73.884
1.75	1.625	8.696	12.966	86.850
2.00	1.875	5.210	7.768	94.618
2.25	2.125	2.256	3.364	97.981
2.50	2.375	0.723	1.078	99.059
2.75	2.625	0.339	0.505	99.565
3.00	2.875	0.190	0.283	99.848
3.25	3.125	0.075	0.112	99.960
3.50	3.375	0.019	0.028	99.988
3.75	3.625	0.005	0.007	99.996
4.00	3.875	0.001	0.001	99.997
5.00	4.50	0.002	0.003	100.000

Statistical Results			
Mean:	1.1821	phi	(0.4407 mm)
Standard Dev:	0.5572	phi-units	(0.6796 mm)
Skewness:	-0.4125	dimensionless	
Kurtosis:	4.8887	dimensionless	
5th Moment:	-8.0276	dimensionless	
6th Moment:	59.7830	dimensionless	
RARD *	0.4713	dimensionless	
Median	1.0730	phi	(0.4753 mm)

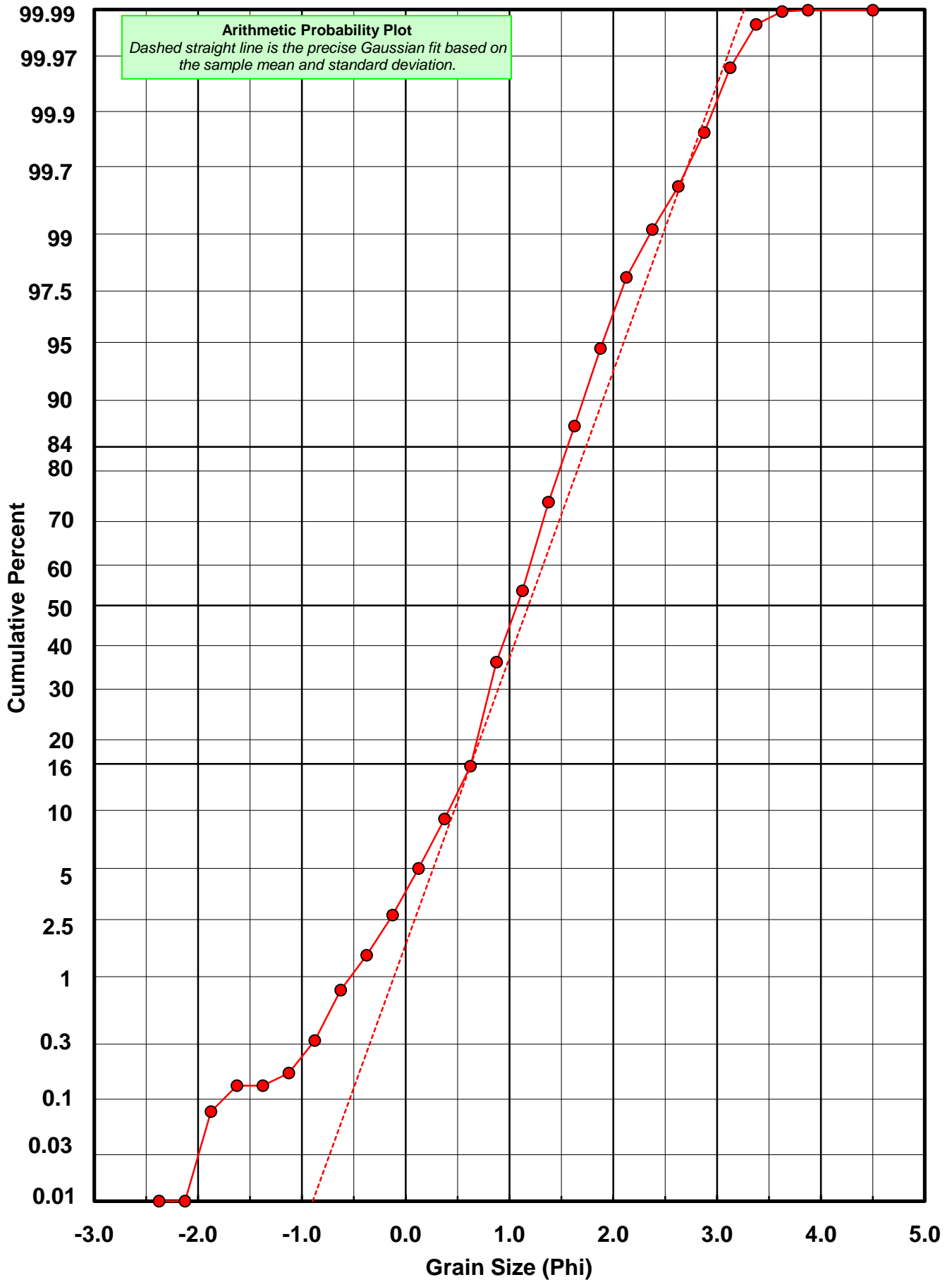
* RARD = reciprocal absolute relative dispersion (see below)

Statistical Explanation	
Calculations based on the Method of Moments	
Skewness: 3rd Stand. Moment; Exact Gaussian = 0.0	
Kurtosis: 4th Stand. Moment; Exact Gaussian = 3.0	
For Further Explanation, See Basille et al. 2002	
Millimeter data calculated by $mm = 2^{(-\phi)}$	

Reciprocal Absolute Relative Dispersion (RARD) Scale	
< 0.5	Excellent homogeneity (e.g., beaches)
0.5 to 1.0	Good homogeneity
1.0 to 1.33	Fair homogeneity
> 1.33	Poor homogeneity (e.g., glacial)



PB-24-BB



Carbonate Grain Size Distribution

Onshore Grab Sample

Sample: PB-24-BB

Total Carbonate Mass: 36.349 grams

% Carbonate: 54.1 %

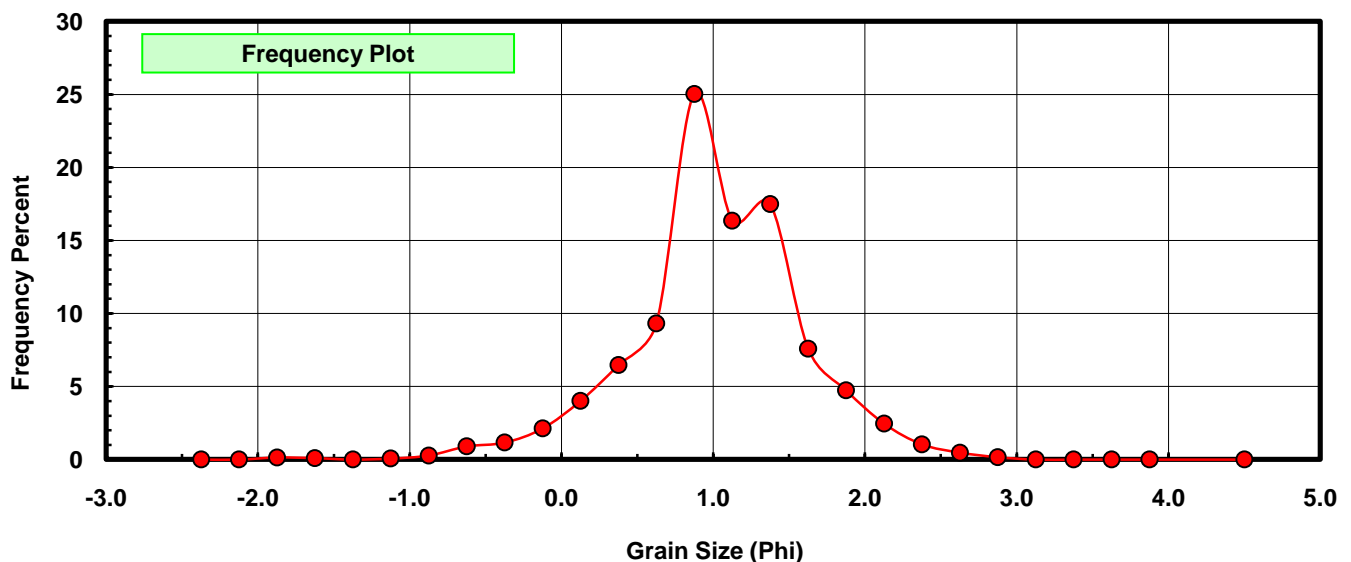
Sieve Size (phi)	Sieve Midpt (phi)	Weight (grams)	Freq Weight %	Cumulative Weight %
-2.25	-2.375	0.000	0.000	0.000
-2.00	-2.125	0.000	0.000	0.000
-1.75	-1.875	0.052	0.143	0.143
-1.50	-1.625	0.036	0.099	0.242
-1.25	-1.375	0.000	0.000	0.242
-1.00	-1.125	0.025	0.069	0.311
-0.75	-0.875	0.101	0.278	0.589
-0.50	-0.625	0.328	0.902	1.491
-0.25	-0.375	0.422	1.161	2.652
0.00	-0.125	0.773	2.127	4.779
0.25	0.125	1.460	4.017	8.795
0.50	0.375	2.356	6.482	15.277
0.75	0.625	3.391	9.329	24.606
1.00	0.875	9.102	25.041	49.646
1.25	1.125	5.948	16.364	66.010
1.50	1.375	6.359	17.494	83.504
1.75	1.625	2.762	7.599	91.103
2.00	1.875	1.726	4.748	95.851
2.25	2.125	0.896	2.465	98.316
2.50	2.375	0.379	1.043	99.359
2.75	2.625	0.174	0.479	99.838
3.00	2.875	0.059	0.162	100.000
3.25	3.125	0.000	0.000	100.000
3.50	3.375	0.000	0.000	100.000
3.75	3.625	0.000	0.000	100.000
4.00	3.875	0.000	0.000	100.000
5.00	4.500	0.000	0.000	100.000

Statistical Results			
Mean:	1.0181	phi	(0.4938 mm)
Standard Dev:	0.5908	phi-units	(0.664 mm)
Skewness:	-0.4450	dimensionless	
Kurtosis:	4.6073	dimensionless	
5th Moment:	-7.8927	dimensionless	
6th Moment:	48.0865	dimensionless	
RARD *	0.5803	dimensionless	
Median	0.8804	phi	(0.5432 mm)

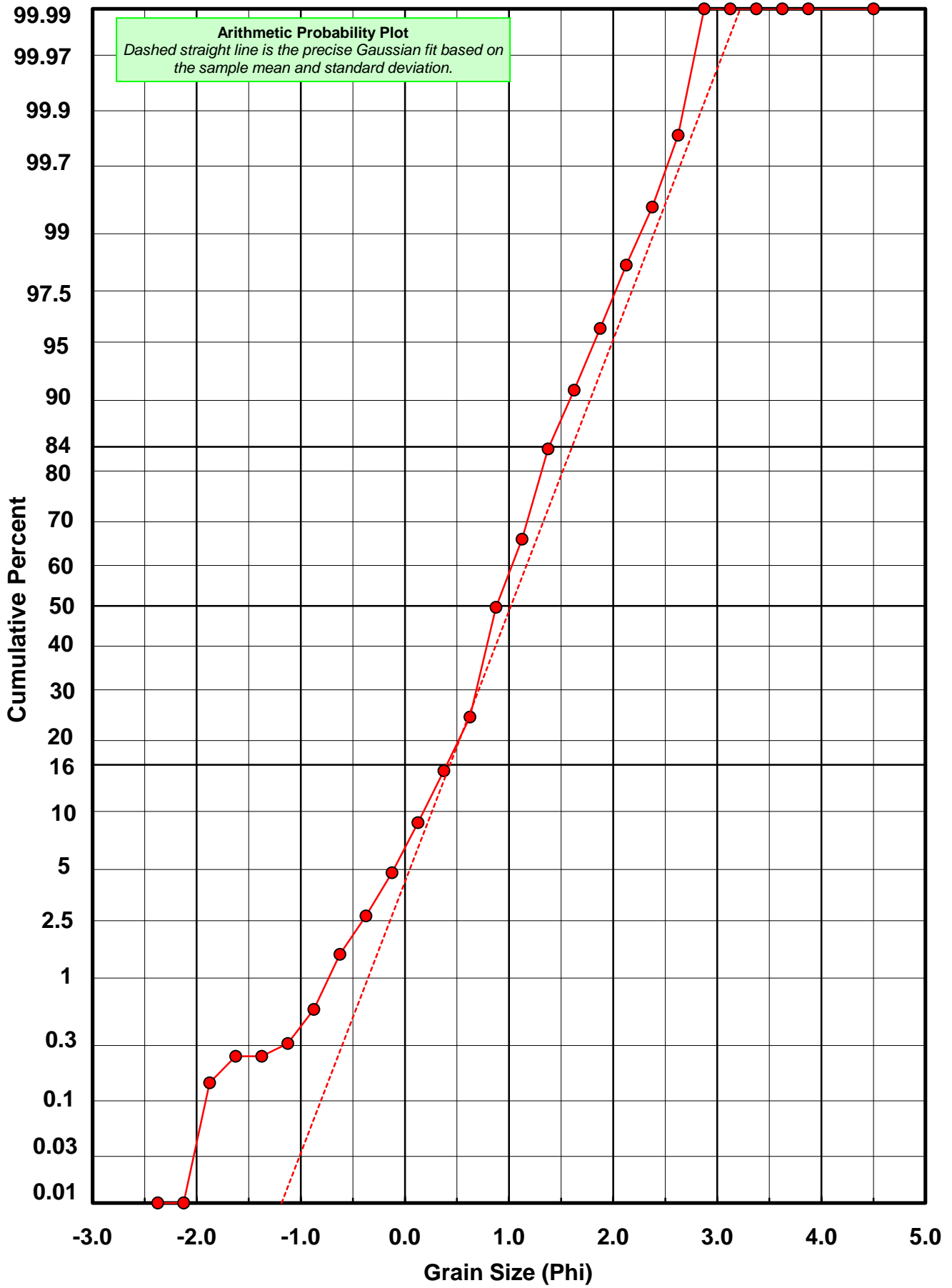
* RARD = reciprocal absolute relative dispersion (see below)

Statistical Explanation	
Calculations based on the Method of Moments	
Skewness: 3rd Stand. Moment; Exact Gaussian = 0.0	
Kurtosis: 4th Stand. Moment; Exact Gaussian = 3.0	
For Further Explanation, See Basille et al. 2002	
Millimeter data calculated by $mm = 2^{(-\phi)}$	

Reciprocal Absolute Relative Dispersion (RARD) Scale	
< 0.5	Excellent homogeneity (e.g., beaches)
0.5 to 1.0	Good homogeneity
1.0 to 1.33	Fair homogeneity
> 1.33	Poor homogeneity (e.g., glacial)



PB-24-BB



Post-Digestion Grain Size Distribution

Onshore Grab Sample

Sample: PB-24-BB

Total Digested Mass: 30.804 grams

% Silica: 45.9 %

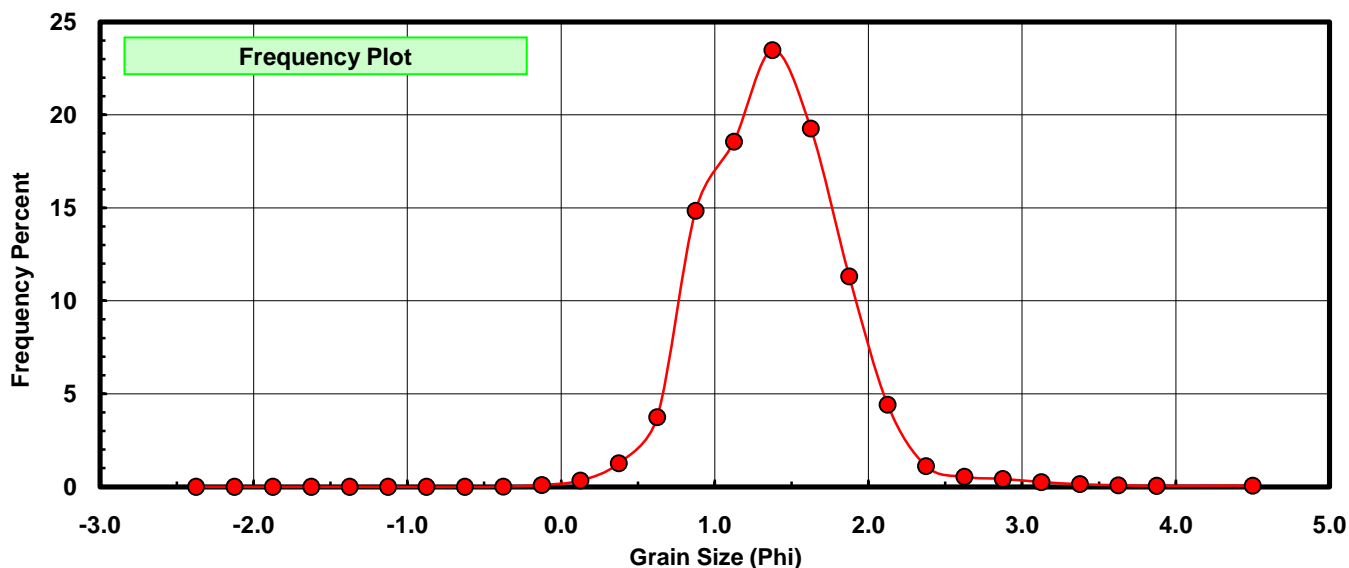
Sieve Size (phi)	Sieve Midpt (phi)	Weight (grams)	Freq Weight %	Cumulative Weight %
-2.25	-2.375	0.000	0.000	0.000
-2.00	-2.125	0.000	0.000	0.000
-1.75	-1.875	0.000	0.000	0.000
-1.50	-1.625	0.000	0.000	0.000
-1.25	-1.375	0.000	0.000	0.000
-1.00	-1.125	0.000	0.000	0.000
-0.75	-0.875	0.000	0.000	0.000
-0.50	-0.625	0.000	0.000	0.000
-0.25	-0.375	0.003	0.010	0.010
0.00	-0.125	0.031	0.101	0.110
0.25	0.125	0.103	0.334	0.445
0.50	0.375	0.391	1.269	1.714
0.75	0.625	1.151	3.737	5.451
1.00	0.875	4.571	14.839	20.290
1.25	1.125	5.718	18.563	38.852
1.50	1.375	7.233	23.481	62.333
1.75	1.625	5.934	19.264	81.597
2.00	1.875	3.484	11.310	92.907
2.25	2.125	1.360	4.415	97.322
2.50	2.375	0.344	1.117	98.439
2.75	2.625	0.165	0.536	98.974
3.00	2.875	0.131	0.425	99.399
3.25	3.125	0.079	0.256	99.656
3.50	3.375	0.043	0.140	99.795
3.75	3.625	0.026	0.084	99.880
4.00	3.875	0.016	0.052	99.932
5.00	4.500	0.021	0.068	100.000

Statistical Results			
Mean:	1.3825	phi	(0.3836 mm)
Standard Dev:	0.4681	phi-units	(0.7229 mm)
Skewness:	0.7061	dimensionless	
Kurtosis:	5.7560	dimensionless	
5th Moment:	18.7362	dimensionless	
6th Moment:	113.3735	dimensionless	
RARD *	0.3386	dimensionless	
Median	1.2437	phi	(0.4223 mm)

* RARD = reciprocal absolute relative dispersion (see below)

Statistical Explanation	
Calculations based on the Method of Moments	
Skewness: 3rd Stand. Moment; Exact Gaussian = 0.0	
Kurtosis: 4th Stand. Moment; Exact Gaussian = 3.0	
For Further Explanation, See Basille et al. 2002	
Millimeter data calculated by $mm = 2^{(-\phi)}$	

Reciprocal Absolute Relative Dispersion (RARD) Scale	
< 0.5	Excellent homogeneity (e.g., beaches)
0.5 to 1.0	Good homogeneity
1.0 to 1.33	Fair homogeneity
> 1.33	Poor homogeneity (e.g., glacial)



PB-24-BB

