

Onshore Grab Sample

Sample: PB-23
Sample Taken By: D. Phelps
Sample Collected On: 1/7/09
Splits? N/A

County: Palm Beach
Latitude: 26° 39' 3.4"
Longitude: 80° 02' 12.8"
Datum: WGS 84
Surf. Elev: N/A
Datum: N/A

Fine Data Summary

Total Sample Weight 61.868 grams
Total Fines in Sample 0.155 grams
Total Percent Fines 0.25 %

Dry Sieving Summary

Total Sample Weight 61.663 grams
Total Digested Weight 16.225 grams
Total Carbonate Weight 45.438 grams
Total Silica % 26.31 %
Total Carbonate % 73.69 %
Carbonate/Silica Ratio 2.800

General Comments:

None

Description

Worked By: M. Ladle

Pre-Digestion Grain Size Distribution

Onshore Grab Sample

Sample: PB-23

Total Sample Mass: 61.663 grams

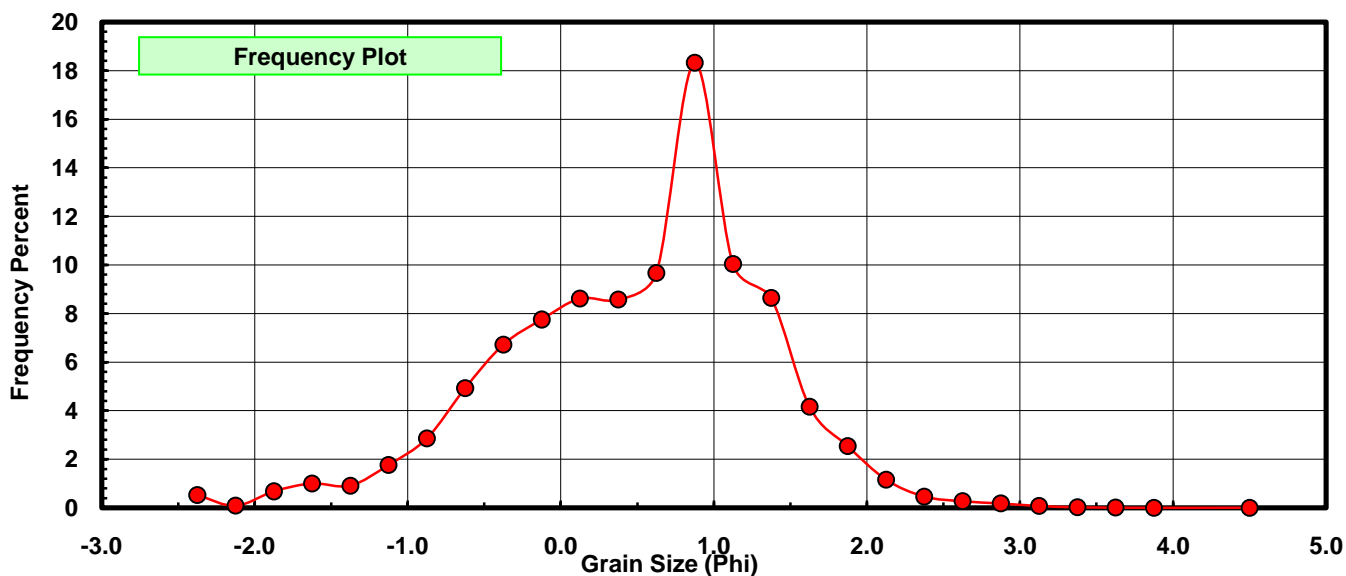
Sieve Size (phi)	Sieve Midpt (phi)	Weight (grams)	Freq Weight %	Cumulative Weight %
-2.25	-2.375	0.325	0.527	0.527
-2.00	-2.125	0.053	0.086	0.613
-1.75	-1.875	0.418	0.678	1.291
-1.50	-1.625	0.619	1.004	2.295
-1.25	-1.375	0.564	0.915	3.209
-1.00	-1.125	1.089	1.766	4.975
-0.75	-0.875	1.763	2.859	7.835
-0.50	-0.625	3.036	4.924	12.758
-0.25	-0.375	4.146	6.724	19.482
0.00	-0.125	4.781	7.753	27.235
0.25	0.125	5.314	8.618	35.853
0.50	0.375	5.286	8.572	44.425
0.75	0.625	5.964	9.672	54.097
1.00	0.875	11.298	18.322	72.419
1.25	1.125	6.188	10.035	82.455
1.50	1.375	5.330	8.644	91.098
1.75	1.625	2.568	4.165	95.263
2.00	1.875	1.568	2.543	97.806
2.25	2.125	0.717	1.163	98.969
2.50	2.375	0.287	0.465	99.434
2.75	2.625	0.167	0.271	99.705
3.00	2.875	0.111	0.180	99.885
3.25	3.125	0.047	0.076	99.961
3.50	3.375	0.014	0.023	99.984
3.75	3.625	0.006	0.010	99.994
4.00	3.875	0.001	0.002	99.995
5.00	4.50	0.003	0.005	100.000

Statistical Results			
Mean:	0.4961	phi	(0.709 mm)
Standard Dev:	0.8646	phi-units	(0.5492 mm)
Skewness:	-0.4629	dimensionless	
Kurtosis:	3.3489	dimensionless	
5th Moment:	-3.7116	dimensionless	
6th Moment:	20.4193	dimensionless	
RARD *	1.7427	dimensionless	
Median	0.5191	phi	(0.6978 mm)

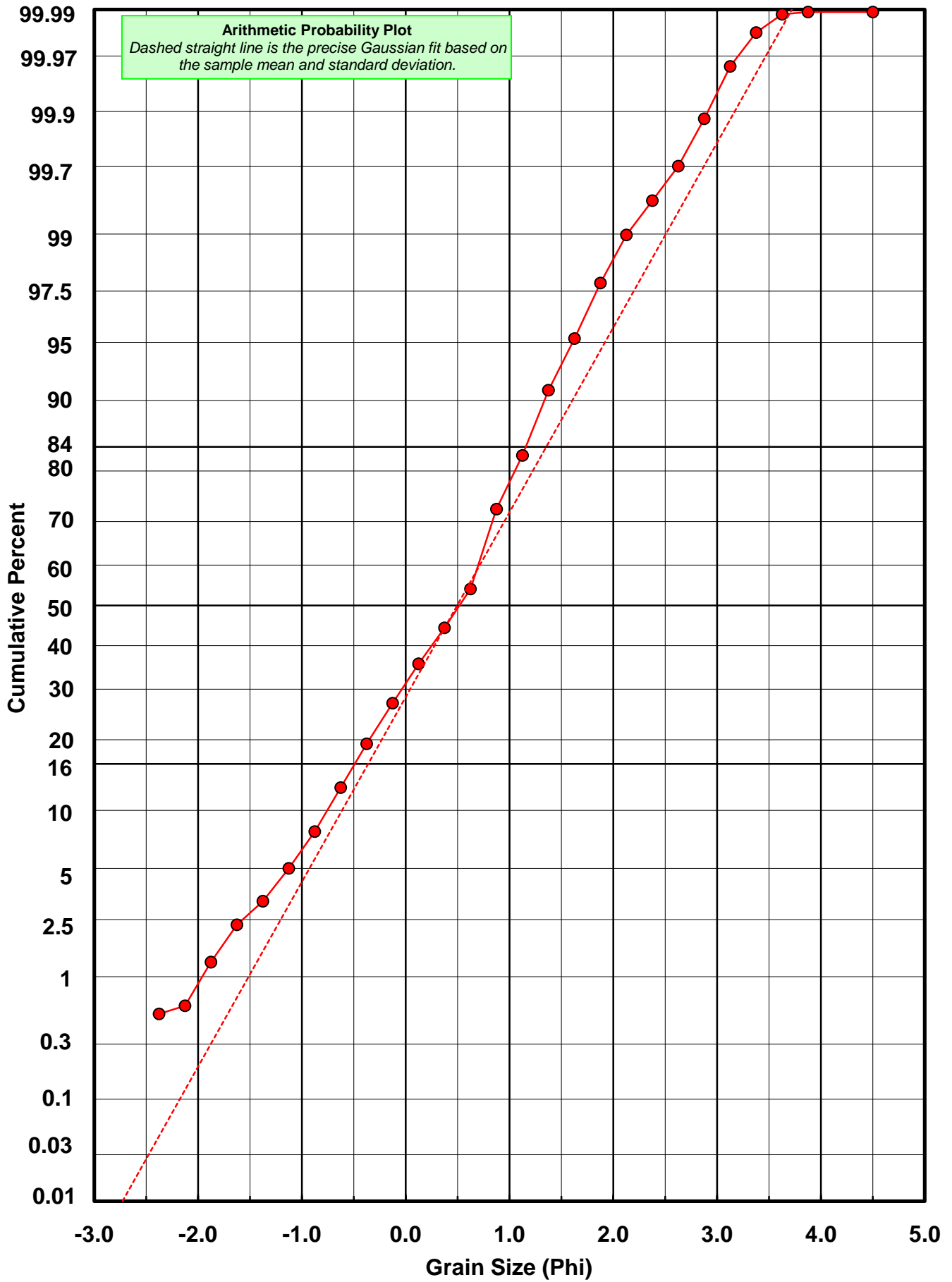
* RARD = reciprocal absolute relative dispersion (see below)

Statistical Explanation	
Calculations based on the Method of Moments	
Skewness: 3rd Stand. Moment; Exact Gaussian = 0.0	
Kurtosis: 4th Stand. Moment; Exact Gaussian = 3.0	
For Further Explanation, See Basille et al. 2002	
Millimeter data calculated by $mm = 2^{(-\phi)}$	

Reciprocal Absolute Relative Dispersion (RARD) Scale	
< 0.5	Excellent homogeneity (e.g., beaches)
0.5 to 1.0	Good homogeneity
1.0 to 1.33	Fair homogeneity
> 1.33	Poor homogeneity (e.g., glacial)



PB-23



Carbonate Grain Size Distribution

Onshore Grab Sample

Sample: PB-23

Total Carbonate Mass: 45.571 grams

% Carbonate: 73.7 %

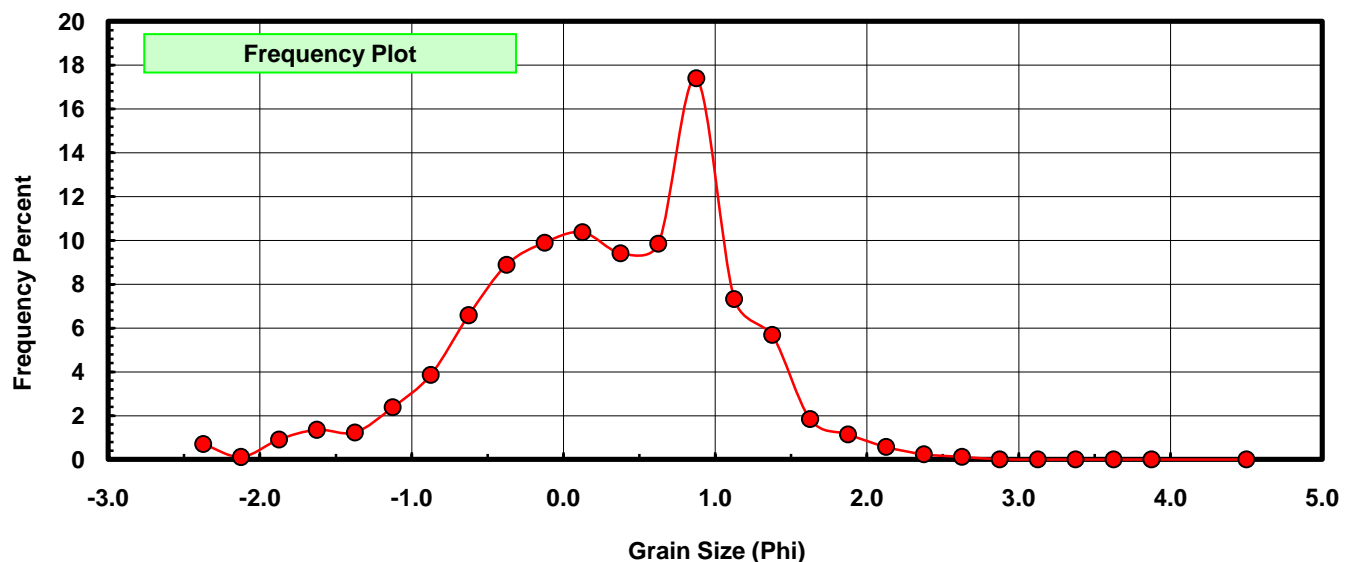
Sieve Size (phi)	Sieve Midpt (phi)	Weight (grams)	Freq Weight %	Cumulative Weight %
-2.25	-2.375	0.325	0.713	0.713
-2.00	-2.125	0.053	0.116	0.829
-1.75	-1.875	0.418	0.917	1.747
-1.50	-1.625	0.619	1.358	3.105
-1.25	-1.375	0.564	1.238	4.343
-1.00	-1.125	1.089	2.390	6.732
-0.75	-0.875	1.763	3.869	10.601
-0.50	-0.625	3.002	6.588	17.189
-0.25	-0.375	4.052	8.892	26.080
0.00	-0.125	4.513	9.903	35.983
0.25	0.125	4.729	10.377	46.361
0.50	0.375	4.293	9.420	55.781
0.75	0.625	4.487	9.846	65.627
1.00	0.875	7.933	17.408	83.035
1.25	1.125	3.340	7.329	90.364
1.50	1.375	2.595	5.694	96.059
1.75	1.625	0.840	1.843	97.902
2.00	1.875	0.524	1.150	99.052
2.25	2.125	0.262	0.575	99.627
2.50	2.375	0.109	0.239	99.866
2.75	2.625	0.055	0.121	99.987
3.00	2.875	0.006	0.013	100.000
3.25	3.125	0.000	0.000	100.000
3.50	3.375	0.000	0.000	100.000
3.75	3.625	0.000	0.000	100.000
4.00	3.875	0.000	0.000	100.000
5.00	4.500	0.000	0.000	100.000

Statistical Results			
Mean:	0.2725	phi	(0.8279 mm)
Standard Dev:	0.8383	phi-units	(0.5593 mm)
Skewness:	-0.4434	dimensionless	
Kurtosis:	3.1313	dimensionless	
5th Moment:	-3.7183	dimensionless	
6th Moment:	17.3707	dimensionless	
RARD *	3.0759	dimensionless	
Median	0.2216	phi	(0.8576 mm)

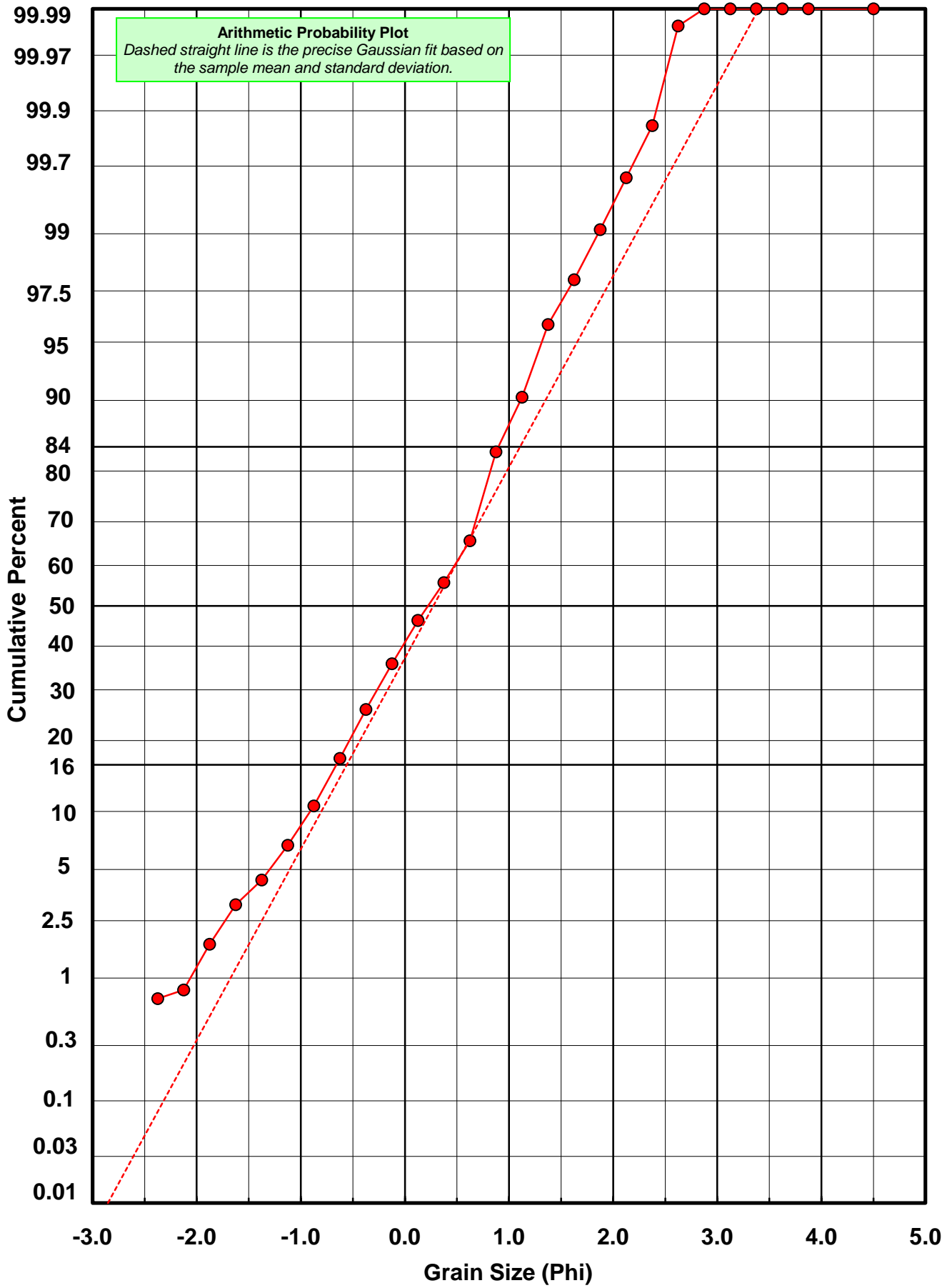
* RARD = reciprocal absolute relative dispersion (see below)

Statistical Explanation	
Calculations based on the Method of Moments	
Skewness: 3rd Stand. Moment; Exact Gaussian = 0.0	
Kurtosis: 4th Stand. Moment; Exact Gaussian = 3.0	
For Further Explanation, See Basille et al. 2002	
Millimeter data calculated by $mm = 2^{(-\phi)}$	

Reciprocal Absolute Relative Dispersion (RARD) Scale	
< 0.5	Excellent homogeneity (e.g., beaches)
0.5 to 1.0	Good homogeneity
1.0 to 1.33	Fair homogeneity
> 1.33	Poor homogeneity (e.g., glacial)



PB-23



Post-Digestion Grain Size Distribution

Onshore Grab Sample

Sample: PB-23

Total Digested Mass: 16.225 grams

% Silica: 26.3 %

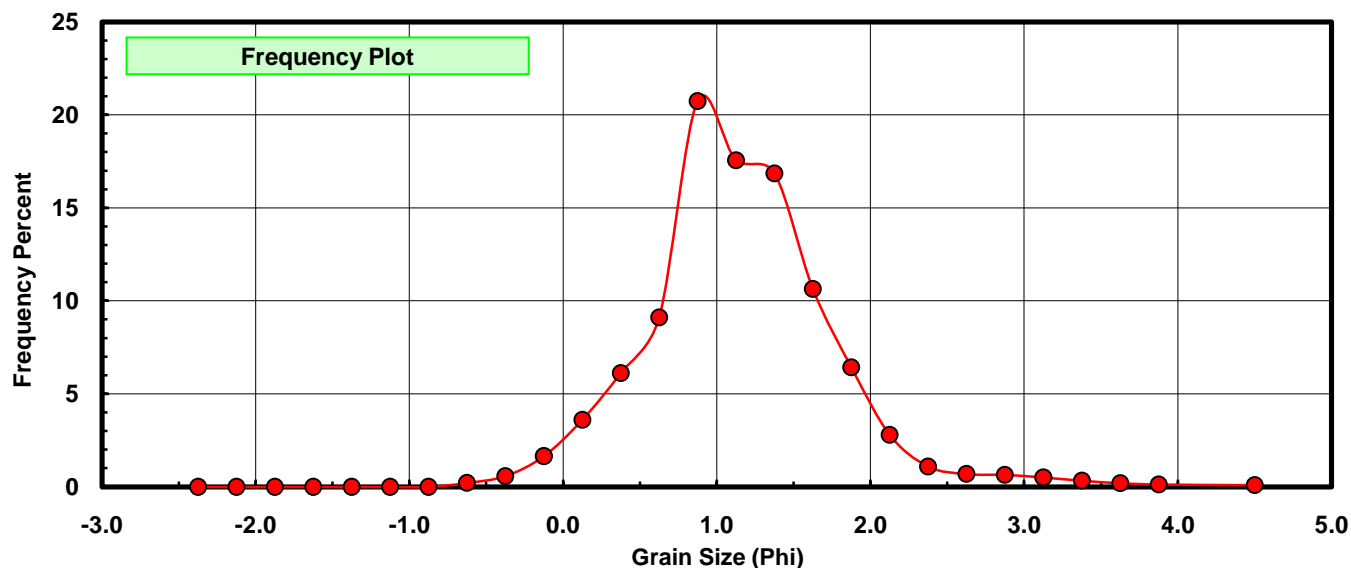
Sieve Size (phi)	Sieve Midpt (phi)	Weight (grams)	Freq Weight %	Cumulative Weight %
-2.25	-2.375	0.000	0.000	0.000
-2.00	-2.125	0.000	0.000	0.000
-1.75	-1.875	0.000	0.000	0.000
-1.50	-1.625	0.000	0.000	0.000
-1.25	-1.375	0.000	0.000	0.000
-1.00	-1.125	0.000	0.000	0.000
-0.75	-0.875	0.000	0.000	0.000
-0.50	-0.625	0.034	0.210	0.210
-0.25	-0.375	0.094	0.579	0.789
0.00	-0.125	0.268	1.652	2.441
0.25	0.125	0.585	3.606	6.046
0.50	0.375	0.993	6.120	12.166
0.75	0.625	1.477	9.103	21.270
1.00	0.875	3.365	20.740	42.009
1.25	1.125	2.848	17.553	59.562
1.50	1.375	2.735	16.857	76.419
1.75	1.625	1.728	10.650	87.069
2.00	1.875	1.044	6.435	93.504
2.25	2.125	0.455	2.804	96.308
2.50	2.375	0.178	1.097	97.405
2.75	2.625	0.112	0.690	98.096
3.00	2.875	0.105	0.647	98.743
3.25	3.125	0.082	0.505	99.248
3.50	3.375	0.054	0.333	99.581
3.75	3.625	0.032	0.197	99.778
4.00	3.875	0.021	0.129	99.908
5.00	4.500	0.015	0.092	100.000

Statistical Results			
Mean:	1.1490	phi	(0.4509 mm)
Standard Dev:	0.6317	phi-units	(0.6454 mm)
Skewness:	0.6580	dimensionless	
Kurtosis:	5.0205	dimensionless	
5th Moment:	11.8655	dimensionless	
6th Moment:	60.0291	dimensionless	
RARD *	0.5498	dimensionless	
Median	0.9888	phi	(0.5039 mm)

* RARD = reciprocal absolute relative dispersion (see below)

Statistical Explanation	
Calculations based on the Method of Moments	
Skewness: 3rd Stand. Moment; Exact Gaussian = 0.0	
Kurtosis: 4th Stand. Moment; Exact Gaussian = 3.0	
For Further Explanation, See Basille et al. 2002	
Millimeter data calculated by $mm = 2^{(-\phi)}$	

Reciprocal Absolute Relative Dispersion (RARD) Scale	
< 0.5	Excellent homogeneity (e.g., beaches)
0.5 to 1.0	Good homogeneity
1.0 to 1.33	Fair homogeneity
> 1.33	Poor homogeneity (e.g., glacial)



PB-23

