

**Onshore Grab Sample**

**Sample:** PB-21-BB  
**Sample Taken By:** D. Phelps  
**Sample Collected On:** 1/7/09  
**Splits?** N/A

**County:** Palm Beach  
**Latitude:** 26° 40' 50.6"  
**Longitude:** 80° 02' 6.5"  
**Datum:** WGS 84  
**Surf. Elev:** N/A  
**Datum:** N/A

**Fine Data Summary**

Total Sample Weight 61.669 grams  
Total Fines in Sample 0.083 grams  
Total Percent Fines 0.13 %

**Dry Sieving Summary**

Total Sample Weight 61.577 grams  
Total Digested Weight 30.327 grams  
Total Carbonate Weight 31.250 grams  
Total Silica % 49.25 %  
Total Carbonate % 50.75 %  
Carbonate/Silica Ratio 1.030

**General Comments:**

None

**Description**

Worked By: M. Ladle

# Pre-Digestion Grain Size Distribution

Onshore Grab Sample

Sample: PB-21-BB

Total Sample Mass: 61.577 grams

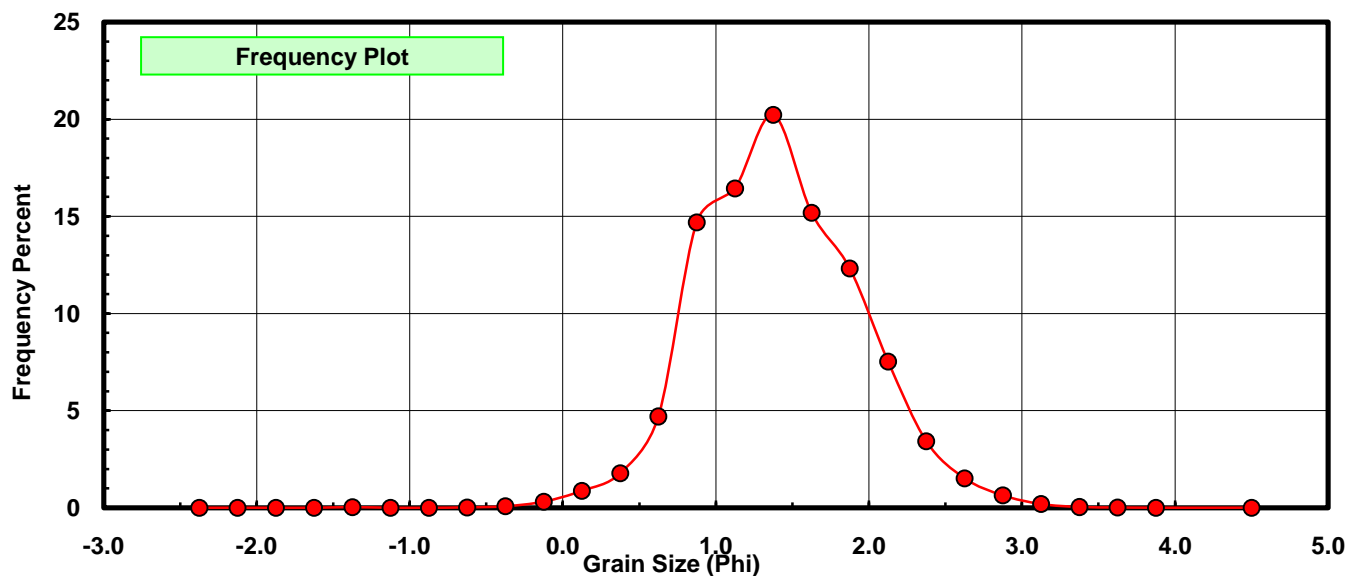
Sieve Size (phi)	Sieve Midpt (phi)	Weight (grams)	Freq Weight %	Cumulative Weight %
-2.25	-2.375	0.000	0.000	0.000
-2.00	-2.125	0.000	0.000	0.000
-1.75	-1.875	0.000	0.000	0.000
-1.50	-1.625	0.000	0.000	0.000
-1.25	-1.375	0.019	0.031	0.031
-1.00	-1.125	0.000	0.000	0.031
-0.75	-0.875	0.000	0.000	0.031
-0.50	-0.625	0.011	0.018	0.049
-0.25	-0.375	0.047	0.076	0.125
0.00	-0.125	0.193	0.313	0.438
0.25	0.125	0.537	0.872	1.311
0.50	0.375	1.093	1.775	3.086
0.75	0.625	2.895	4.701	7.787
1.00	0.875	9.046	14.691	22.478
1.25	1.125	10.120	16.435	38.912
1.50	1.375	12.452	20.222	59.134
1.75	1.625	9.350	15.184	74.318
2.00	1.875	7.586	12.320	86.638
2.25	2.125	4.638	7.532	94.170
2.50	2.375	2.108	3.423	97.593
2.75	2.625	0.934	1.517	99.110
3.00	2.875	0.393	0.638	99.748
3.25	3.125	0.118	0.192	99.940
3.50	3.375	0.025	0.041	99.981
3.75	3.625	0.009	0.015	99.995
4.00	3.875	0.001	0.002	99.997
5.00	4.50	0.002	0.003	100.000

Statistical Results			
Mean:	1.4128	phi	(0.3756 mm)
Standard Dev:	0.5330	phi-units	(0.6911 mm)
Skewness:	0.1451	dimensionless	
Kurtosis:	3.3924	dimensionless	
5th Moment:	0.3040	dimensionless	
6th Moment:	25.2775	dimensionless	
RARD *	0.3772	dimensionless	
Median	1.2621	phi	(0.4169 mm)

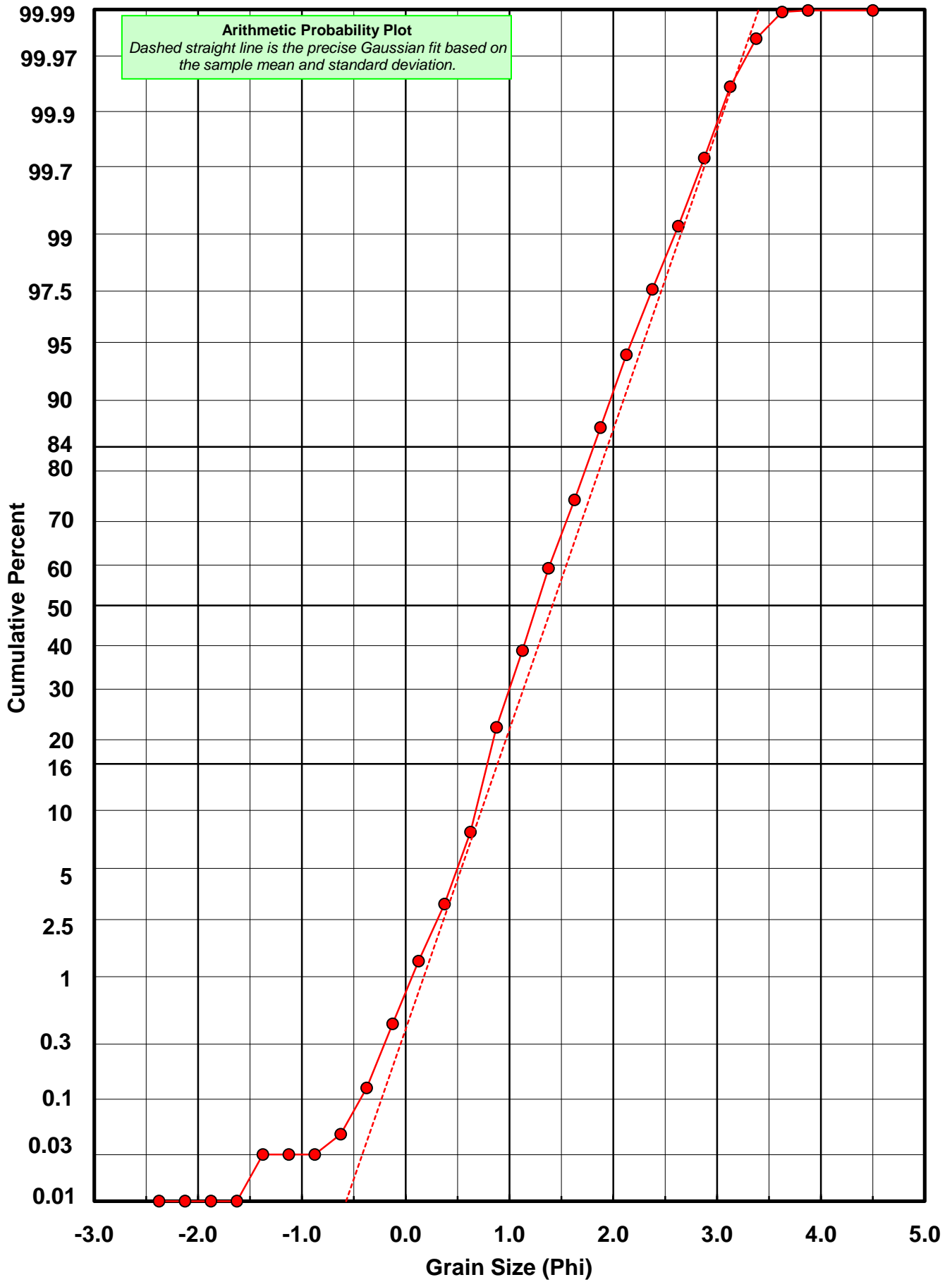
\* RARD = reciprocal absolute relative dispersion (see below)

Statistical Explanation	
Calculations based on the Method of Moments	
Skewness: 3rd Stand. Moment; Exact Gaussian = 0.0	
Kurtosis: 4th Stand. Moment; Exact Gaussian = 3.0	
For Further Explanation, See Basille et al. 2002	
Millimeter data calculated by $mm = 2^{(-\phi)}$	

Reciprocal Absolute Relative Dispersion (RARD) Scale	
< 0.5	Excellent homogeneity (e.g., beaches)
0.5 to 1.0	Good homogeneity
1.0 to 1.33	Fair homogeneity
> 1.33	Poor homogeneity (e.g., glacial)



# PB-21-BB



# Carbonate Grain Size Distribution

Onshore Grab Sample

Sample: PB-21-BB

Total Carbonate Mass: 31.413 grams

% Carbonate: 50.7 %

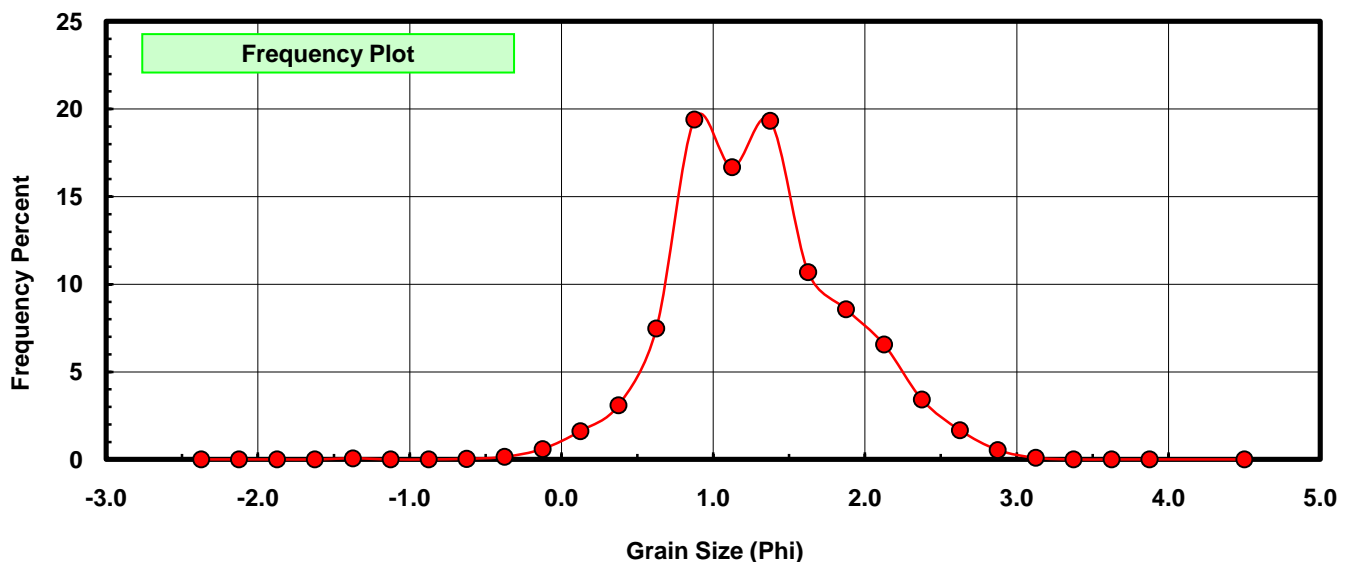
Sieve Size (phi)	Sieve Midpt (phi)	Weight (grams)	Freq Weight %	Cumulative Weight %
-2.25	-2.375	0.000	0.000	0.000
-2.00	-2.125	0.000	0.000	0.000
-1.75	-1.875	0.000	0.000	0.000
-1.50	-1.625	0.000	0.000	0.000
-1.25	-1.375	0.019	0.060	0.060
-1.00	-1.125	0.000	0.000	0.060
-0.75	-0.875	0.000	0.000	0.060
-0.50	-0.625	0.011	0.035	0.096
-0.25	-0.375	0.047	0.150	0.245
0.00	-0.125	0.188	0.598	0.844
0.25	0.125	0.510	1.624	2.467
0.50	0.375	0.972	3.094	5.561
0.75	0.625	2.350	7.481	13.042
1.00	0.875	6.095	19.403	32.445
1.25	1.125	5.241	16.684	49.129
1.50	1.375	6.073	19.333	68.462
1.75	1.625	3.356	10.683	79.146
2.00	1.875	2.695	8.579	87.725
2.25	2.125	2.060	6.558	94.283
2.50	2.375	1.073	3.416	97.698
2.75	2.625	0.525	1.671	99.370
3.00	2.875	0.169	0.538	99.908
3.25	3.125	0.029	0.092	100.000
3.50	3.375	0.000	0.000	100.000
3.75	3.625	0.000	0.000	100.000
4.00	3.875	0.000	0.000	100.000
5.00	4.500	0.000	0.000	100.000

Statistical Results			
Mean:	1.2985	phi	(0.4066 mm)
Standard Dev:	0.5710	phi-units	(0.6731 mm)
Skewness:	0.2119	dimensionless	
Kurtosis:	3.2006	dimensionless	
5th Moment:	0.0669	dimensionless	
6th Moment:	20.1427	dimensionless	
RARD *	0.4398	dimensionless	
Median	1.1363	phi	(0.4549 mm)

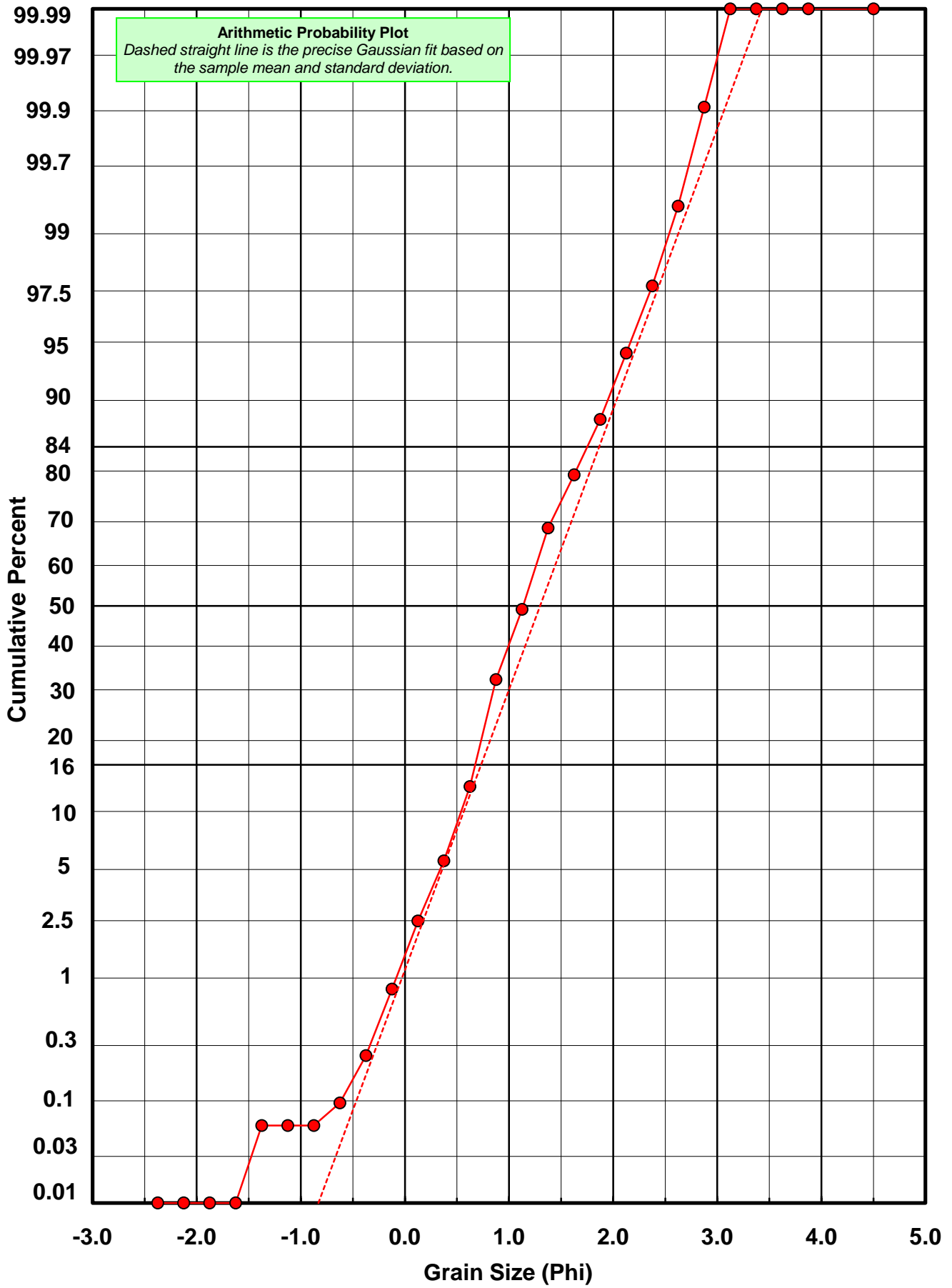
\* RARD = reciprocal absolute relative dispersion (see below)

Statistical Explanation	
Calculations based on the Method of Moments	
Skewness: 3rd Stand. Moment; Exact Gaussian = 0.0	
Kurtosis: 4th Stand. Moment; Exact Gaussian = 3.0	
For Further Explanation, See Basille et al. 2002	
Millimeter data calculated by $mm = 2^{(-phi)}$	

Reciprocal Absolute Relative Dispersion (RARD) Scale	
< 0.5	Excellent homogeneity (e.g., beaches)
0.5 to 1.0	Good homogeneity
1.0 to 1.33	Fair homogeneity
> 1.33	Poor homogeneity (e.g., glacial)



# PB-21-BB



# Post-Digestion Grain Size Distribution

Onshore Grab Sample

Sample: PB-21-BB

Total Digested Mass: 30.327 grams

% Silica: 49.3 %

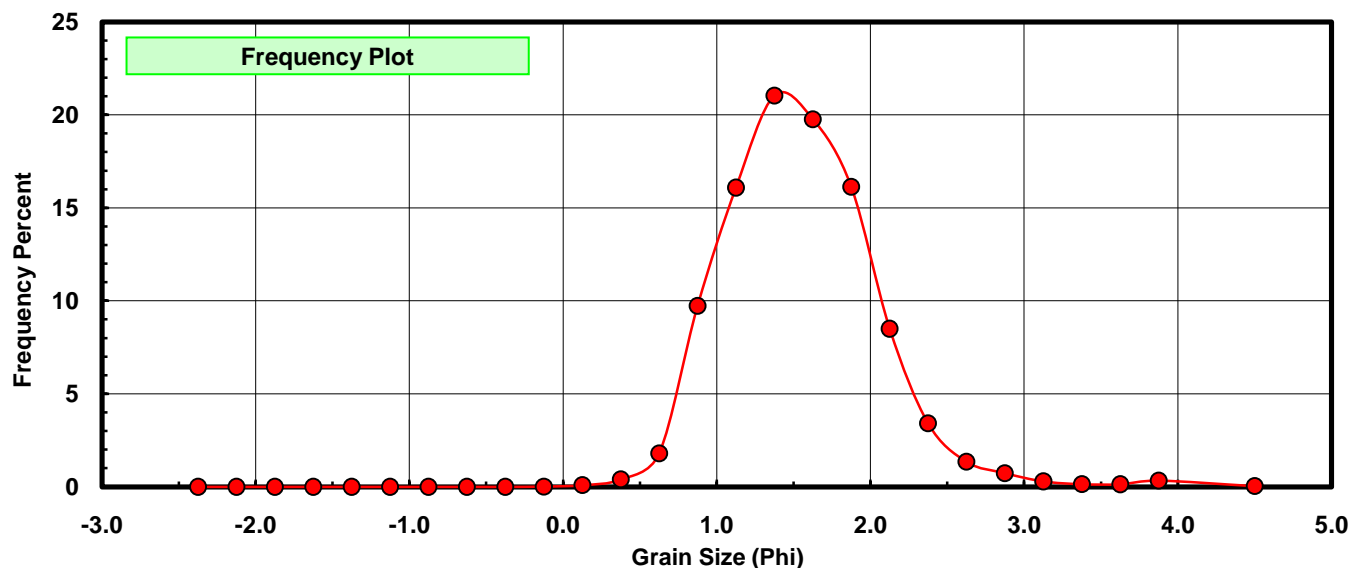
Sieve Size (phi)	Sieve Midpt (phi)	Weight (grams)	Freq Weight %	Cumulative Weight %
-2.25	-2.375	0.000	0.000	0.000
-2.00	-2.125	0.000	0.000	0.000
-1.75	-1.875	0.000	0.000	0.000
-1.50	-1.625	0.000	0.000	0.000
-1.25	-1.375	0.000	0.000	0.000
-1.00	-1.125	0.000	0.000	0.000
-0.75	-0.875	0.000	0.000	0.000
-0.50	-0.625	0.000	0.000	0.000
-0.25	-0.375	0.000	0.000	0.000
0.00	-0.125	0.005	0.016	0.016
0.25	0.125	0.027	0.089	0.106
0.50	0.375	0.121	0.399	0.505
0.75	0.625	0.545	1.797	2.302
1.00	0.875	2.951	9.731	12.032
1.25	1.125	4.879	16.088	28.120
1.50	1.375	6.379	21.034	49.154
1.75	1.625	5.994	19.765	68.919
2.00	1.875	4.891	16.128	85.046
2.25	2.125	2.578	8.501	93.547
2.50	2.375	1.035	3.413	96.960
2.75	2.625	0.409	1.349	98.308
3.00	2.875	0.224	0.739	99.047
3.25	3.125	0.089	0.293	99.341
3.50	3.375	0.044	0.145	99.486
3.75	3.625	0.042	0.138	99.624
4.00	3.875	0.102	0.336	99.960
5.00	4.500	0.012	0.040	100.000

Statistical Results			
Mean:	1.5440	phi	(0.3429 mm)
Standard Dev:	0.4989	phi-units	(0.7076 mm)
Skewness:	0.8068	dimensionless	
Kurtosis:	5.1651	dimensionless	
5th Moment:	15.4377	dimensionless	
6th Moment:	76.1460	dimensionless	
RARD *	0.3231	dimensionless	
Median	1.3857	phi	(0.3827 mm)

\* RARD = reciprocal absolute relative dispersion (see below)

Statistical Explanation	
Calculations based on the Method of Moments	
Skewness: 3rd Stand. Moment; Exact Gaussian = 0.0	
Kurtosis: 4th Stand. Moment; Exact Gaussian = 3.0	
For Further Explanation, See Basille et al. 2002	
Millimeter data calculated by $mm = 2^{(-\phi)}$	

Reciprocal Absolute Relative Dispersion (RARD) Scale	
< 0.5	Excellent homogeneity (e.g., beaches)
0.5 to 1.0	Good homogeneity
1.0 to 1.33	Fair homogeneity
> 1.33	Poor homogeneity (e.g., glacial)



# PB-21-BB

