

**Onshore Grab Sample**

**Sample:** PB-19-BB  
**Sample Taken By:** D. Phelps  
**Sample Collected On:** 1/7/09  
**Splits?** N/A

**County:** Palm Beach  
**Latitude:** 26° 42' 42.5"  
**Longitude:** 80° 01' 59.3"  
**Datum:** WGS 84  
**Surf. Elev:** N/A  
**Datum:** N/A

**Fine Data Summary**

Total Sample Weight 62.679 grams  
Total Fines in Sample 0.114 grams  
Total Percent Fines 0.18 %

**Dry Sieving Summary**

Total Sample Weight 62.564 grams  
Total Digested Weight 35.041 grams  
Total Carbonate Weight 27.523 grams  
Total Silica % 56.01 %  
Total Carbonate % 43.99 %  
Carbonate/Silica Ratio 0.785

**General Comments:**

None

**Description**

Worked By: M. Ladle

# Pre-Digestion Grain Size Distribution

Onshore Grab Sample

Sample: PB-19-BB

Total Sample Mass: 62.564 grams

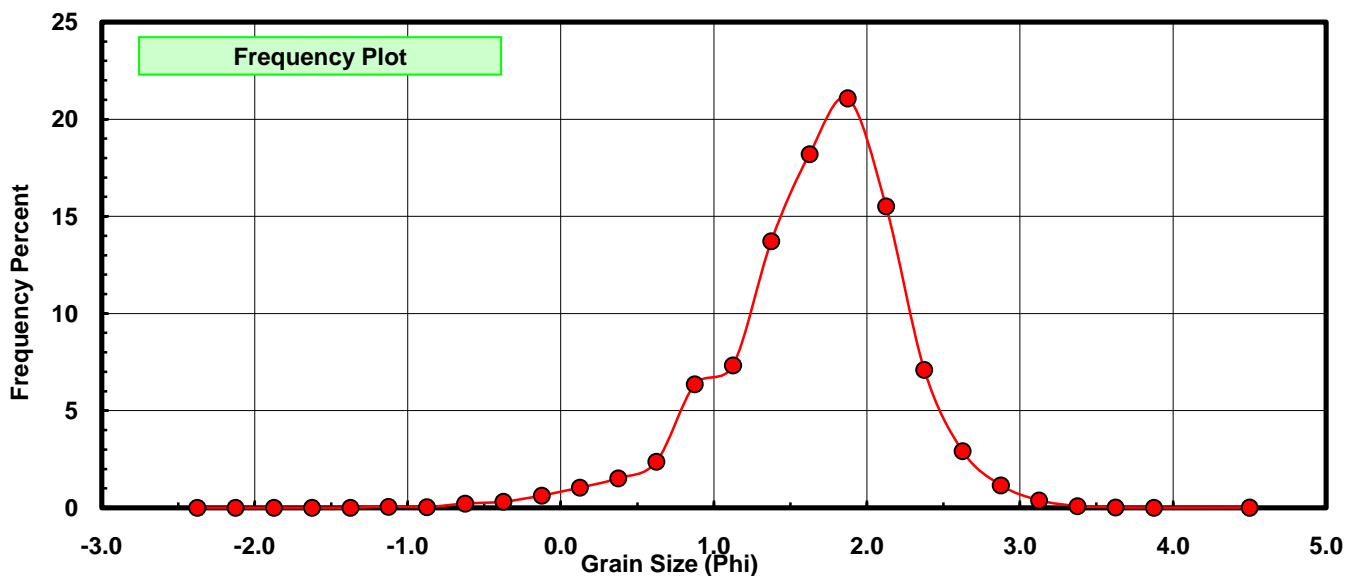
Sieve Size (phi)	Sieve Midpt (phi)	Weight (grams)	Freq Weight %	Cumulative Weight %
-2.25	-2.375	0.000	0.000	0.000
-2.00	-2.125	0.000	0.000	0.000
-1.75	-1.875	0.000	0.000	0.000
-1.50	-1.625	0.000	0.000	0.000
-1.25	-1.375	0.000	0.000	0.000
-1.00	-1.125	0.032	0.051	0.051
-0.75	-0.875	0.022	0.035	0.086
-0.50	-0.625	0.133	0.213	0.299
-0.25	-0.375	0.193	0.308	0.607
0.00	-0.125	0.391	0.625	1.232
0.25	0.125	0.648	1.036	2.268
0.50	0.375	0.947	1.514	3.782
0.75	0.625	1.485	2.374	6.155
1.00	0.875	3.973	6.350	12.506
1.25	1.125	4.581	7.322	19.828
1.50	1.375	8.584	13.720	33.548
1.75	1.625	11.390	18.205	51.753
2.00	1.875	13.183	21.071	72.825
2.25	2.125	9.702	15.507	88.332
2.50	2.375	4.440	7.097	95.429
2.75	2.625	1.821	2.911	98.339
3.00	2.875	0.724	1.157	99.497
3.25	3.125	0.239	0.382	99.879
3.50	3.375	0.055	0.088	99.966
3.75	3.625	0.014	0.022	99.989
4.00	3.875	0.002	0.003	99.992
5.00	4.50	0.005	0.008	100.000

Statistical Results			
Mean:	1.6591	phi	(0.3166 mm)
Standard Dev:	0.5813	phi-units	(0.6684 mm)
Skewness:	-0.6879	dimensionless	
Kurtosis:	4.3383	dimensionless	
5th Moment:	-8.1471	dimensionless	
6th Moment:	39.3324	dimensionless	
RARD *	0.3504	dimensionless	
Median	1.6009	phi	(0.3297 mm)

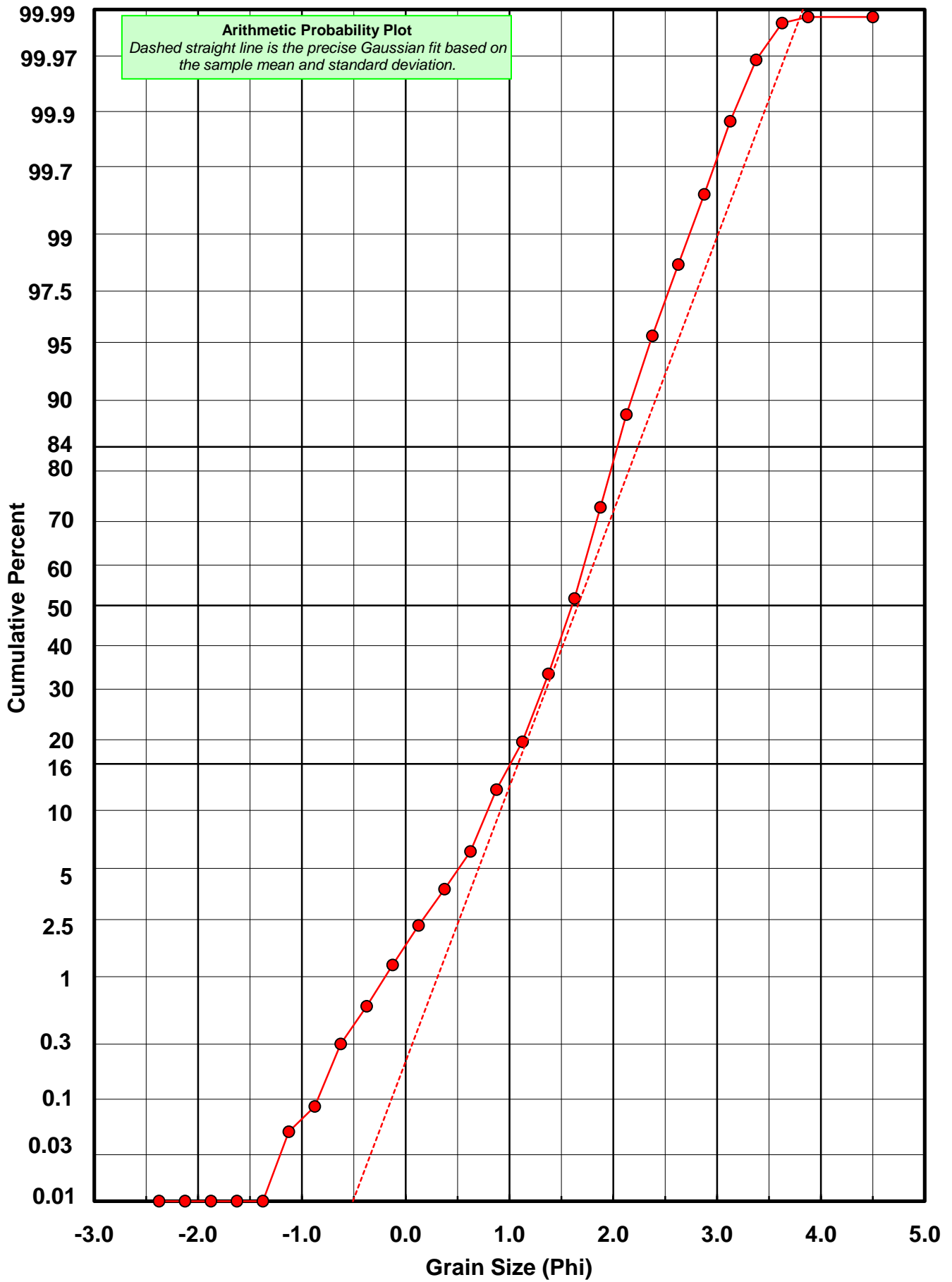
\* RARD = reciprocal absolute relative dispersion (see below)

Statistical Explanation	
Calculations based on the Method of Moments	
Skewness: 3rd Stand. Moment; Exact Gaussian = 0.0	
Kurtosis: 4th Stand. Moment; Exact Gaussian = 3.0	
For Further Explanation, See Basille et al. 2002	
Millimeter data calculated by $mm = 2^{(-\phi)}$	

Reciprocal Absolute Relative Dispersion (RARD) Scale	
< 0.5	Excellent homogeneity (e.g., beaches)
0.5 to 1.0	Good homogeneity
1.0 to 1.33	Fair homogeneity
> 1.33	Poor homogeneity (e.g., glacial)



# PB-19-BB



# Carbonate Grain Size Distribution

Onshore Grab Sample

Sample: PB-19-BB

Total Carbonate Mass: 27.538 grams

% Carbonate: 44.0 %

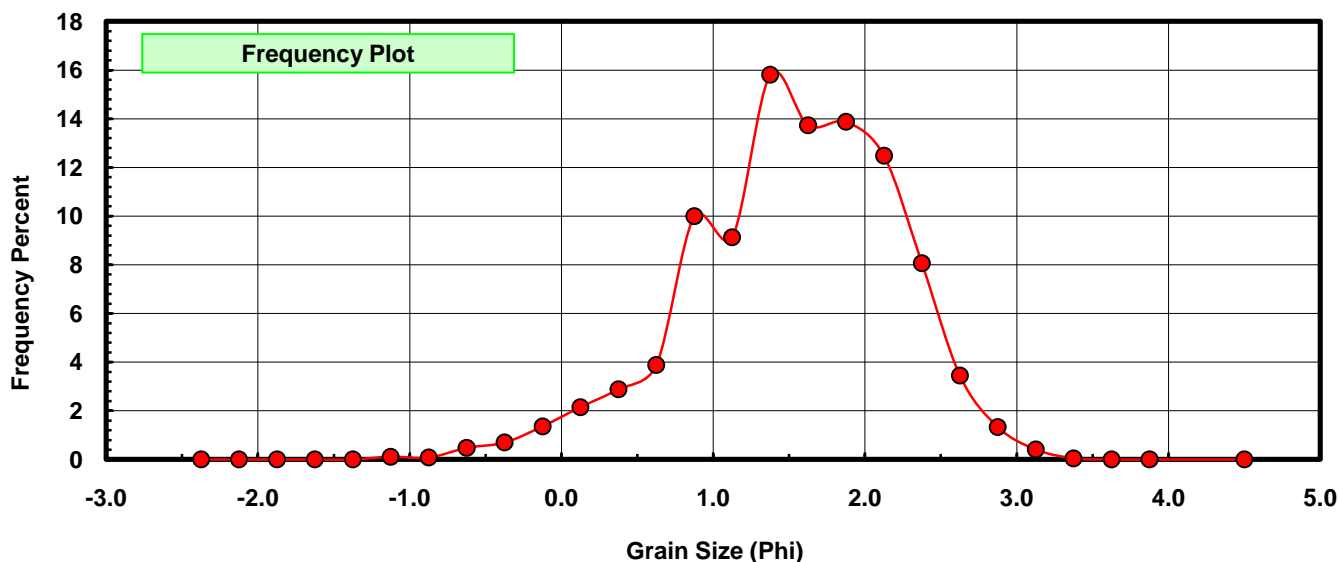
Sieve Size (phi)	Sieve Midpt (phi)	Weight (grams)	Freq Weight %	Cumulative Weight %
-2.25	-2.375	0.000	0.000	0.000
-2.00	-2.125	0.000	0.000	0.000
-1.75	-1.875	0.000	0.000	0.000
-1.50	-1.625	0.000	0.000	0.000
-1.25	-1.375	0.000	0.000	0.000
-1.00	-1.125	0.032	0.116	0.116
-0.75	-0.875	0.022	0.080	0.196
-0.50	-0.625	0.133	0.483	0.679
-0.25	-0.375	0.192	0.697	1.376
0.00	-0.125	0.376	1.365	2.742
0.25	0.125	0.593	2.153	4.895
0.50	0.375	0.796	2.891	7.786
0.75	0.625	1.070	3.886	11.671
1.00	0.875	2.753	9.997	21.668
1.25	1.125	2.514	9.129	30.797
1.50	1.375	4.353	15.807	46.605
1.75	1.625	3.781	13.730	60.335
2.00	1.875	3.820	13.872	74.207
2.25	2.125	3.436	12.477	86.684
2.50	2.375	2.220	8.062	94.745
2.75	2.625	0.951	3.453	98.199
3.00	2.875	0.368	1.336	99.535
3.25	3.125	0.114	0.414	99.949
3.50	3.375	0.014	0.051	100.000
3.75	3.625	0.000	0.000	100.000
4.00	3.875	0.000	0.000	100.000
5.00	4.500	0.000	0.000	100.000

Statistical Results			
Mean:	1.5195	phi	(0.3488 mm)
Standard Dev:	0.6982	phi-units	(0.6164 mm)
Skewness:	-0.5055	dimensionless	
Kurtosis:	3.2444	dimensionless	
5th Moment:	-4.6917	dimensionless	
6th Moment:	19.1476	dimensionless	
RARD *	0.4595	dimensionless	
Median	1.4368	phi	(0.3694 mm)

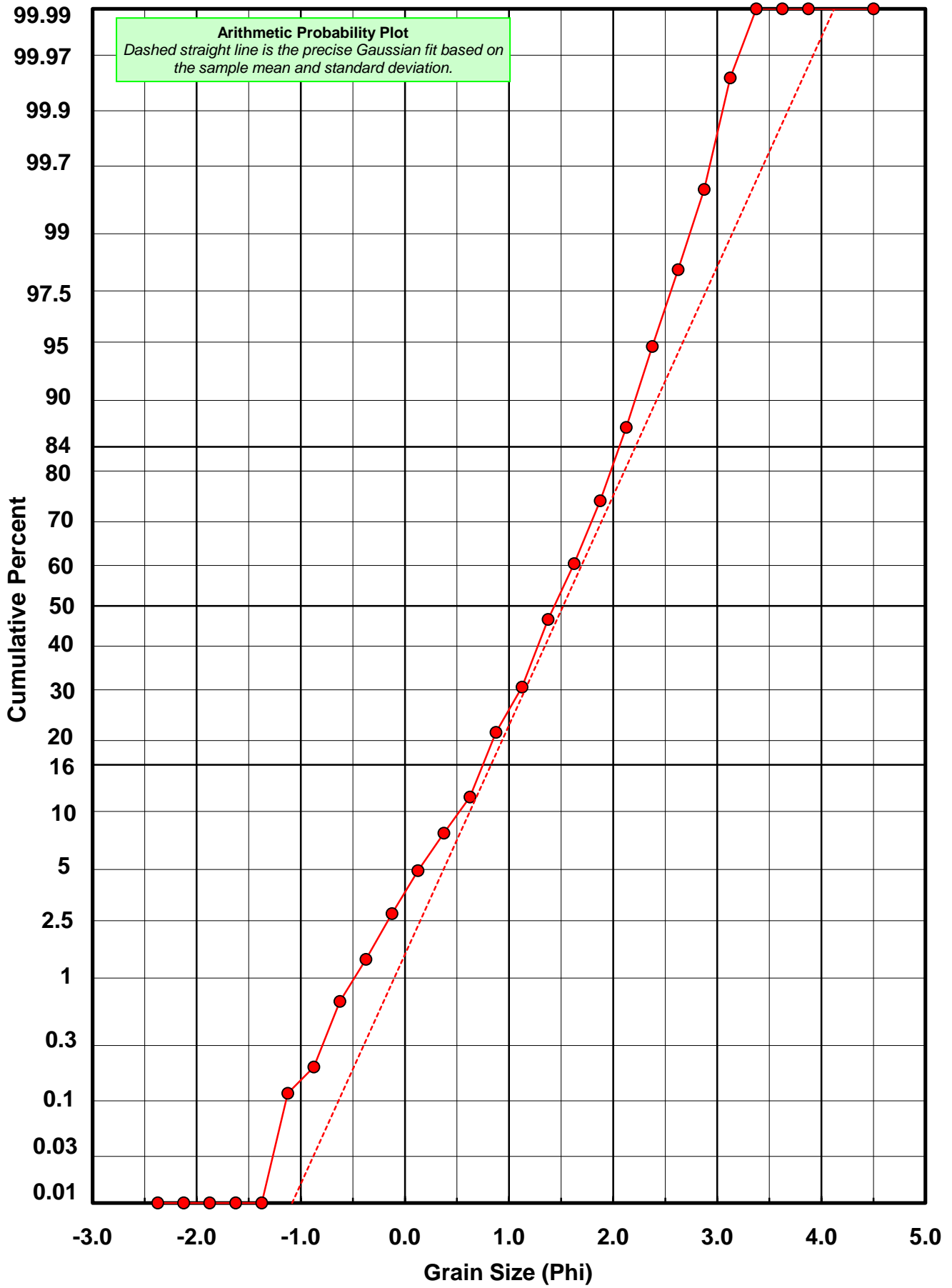
\* RARD = reciprocal absolute relative dispersion (see below)

Statistical Explanation	
Calculations based on the Method of Moments	
Skewness: 3rd Stand. Moment; Exact Gaussian = 0.0	
Kurtosis: 4th Stand. Moment; Exact Gaussian = 3.0	
For Further Explanation, See Basille et al. 2002	
Millimeter data calculated by $mm = 2^{(-\phi)}$	

Reciprocal Absolute Relative Dispersion (RARD) Scale	
< 0.5	Excellent homogeneity (e.g., beaches)
0.5 to 1.0	Good homogeneity
1.0 to 1.33	Fair homogeneity
> 1.33	Poor homogeneity (e.g., glacial)



# PB-19-BB



# Post-Digestion Grain Size Distribution

Onshore Grab Sample

Sample: PB-19-BB

Total Digested Mass: 35.041 grams

% Silica: 56.0 %

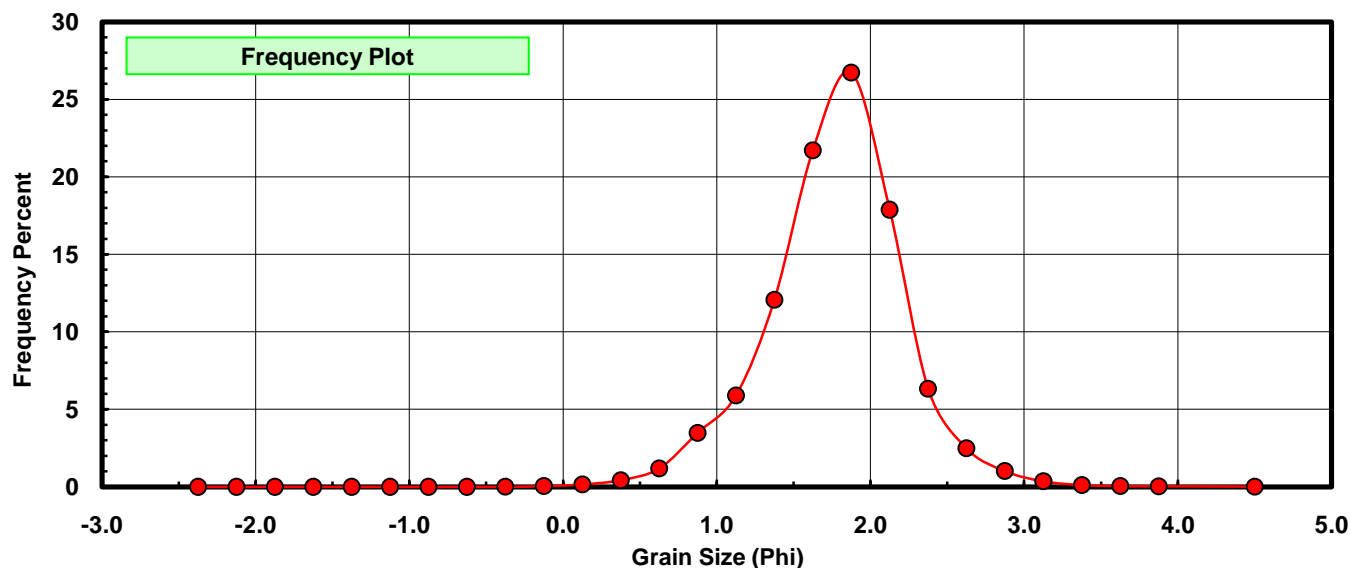
Sieve Size (phi)	Sieve Midpt (phi)	Weight (grams)	Freq Weight %	Cumulative Weight %
-2.25	-2.375	0.000	0.000	0.000
-2.00	-2.125	0.000	0.000	0.000
-1.75	-1.875	0.000	0.000	0.000
-1.50	-1.625	0.000	0.000	0.000
-1.25	-1.375	0.000	0.000	0.000
-1.00	-1.125	0.000	0.000	0.000
-0.75	-0.875	0.000	0.000	0.000
-0.50	-0.625	0.000	0.000	0.000
-0.25	-0.375	0.001	0.003	0.003
0.00	-0.125	0.015	0.043	0.046
0.25	0.125	0.055	0.157	0.203
0.50	0.375	0.151	0.431	0.634
0.75	0.625	0.415	1.184	1.818
1.00	0.875	1.220	3.482	5.300
1.25	1.125	2.067	5.899	11.198
1.50	1.375	4.231	12.074	23.273
1.75	1.625	7.609	21.715	44.987
2.00	1.875	9.363	26.720	71.707
2.25	2.125	6.266	17.882	89.589
2.50	2.375	2.220	6.335	95.925
2.75	2.625	0.870	2.483	98.408
3.00	2.875	0.356	1.016	99.424
3.25	3.125	0.125	0.357	99.780
3.50	3.375	0.041	0.117	99.897
3.75	3.625	0.016	0.046	99.943
4.00	3.875	0.013	0.037	99.980
5.00	4.500	0.007	0.020	100.000

Statistical Results			
Mean:	1.7698	phi	(0.2933 mm)
Standard Dev:	0.4528	phi-units	(0.7306 mm)
Skewness:	-0.1409	dimensionless	
Kurtosis:	4.2426	dimensionless	
5th Moment:	0.7752	dimensionless	
6th Moment:	40.8704	dimensionless	
RARD *	0.2558	dimensionless	
Median	1.6719	phi	(0.3138 mm)

\* RARD = reciprocal absolute relative dispersion (see below)

Statistical Explanation	
Calculations based on the Method of Moments	
Skewness: 3rd Stand. Moment; Exact Gaussian = 0.0	
Kurtosis: 4th Stand. Moment; Exact Gaussian = 3.0	
For Further Explanation, See Basille et al. 2002	
Millimeter data calculated by $mm = 2^{(-\phi)}$	

Reciprocal Absolute Relative Dispersion (RARD) Scale	
< 0.5	Excellent homogeneity (e.g., beaches)
0.5 to 1.0	Good homogeneity
1.0 to 1.33	Fair homogeneity
> 1.33	Poor homogeneity (e.g., glacial)



# PB-19-BB

