

## **Onshore Grab Sample**

**Sample:** PB-18  
**Sample Taken By:** D. Phelps  
**Sample Collected On:** 1/7/09  
**Splits?** N/A

**County:** Palm Beach  
**Latitude:** 26° 43' 42.6"  
**Longitude:** 80° 02' 5.8"  
**Datum:** WGS 84  
**Surf. Elev:** N/A  
**Datum:** N/A

### **Fine Data Summary**

Total Sample Weight	66.111 grams
Total Fines in Sample	0.141 grams
Total Percent Fines	0.21 %

### **Dry Sieving Summary**

Total Sample Weight	65.974 grams
Total Digested Weight	23.601 grams
Total Carbonate Weight	42.373 grams
Total Silica %	35.77 %
Total Carbonate %	64.23 %
Carbonate/Silica Ratio	1.795

### **General Comments:**

None

### **Description**

Worked By: M. Ladle

# Pre-Digestion Grain Size Distribution

Onshore Grab Sample

Sample: PB-18

Total Sample Mass: 65.974 grams

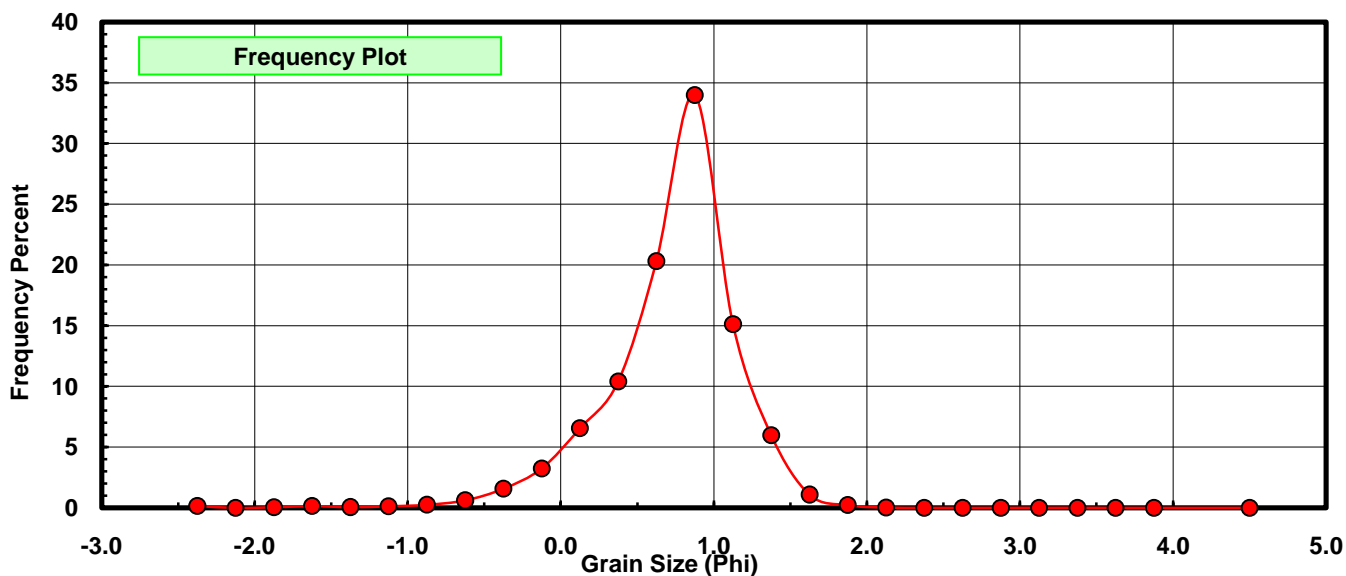
Sieve Size (phi)	Sieve Midpt (phi)	Weight (grams)	Freq Weight %	Cumulative Weight %
-2.25	-2.375	0.107	0.162	0.162
-2.00	-2.125	0.000	0.000	0.162
-1.75	-1.875	0.035	0.053	0.215
-1.50	-1.625	0.096	0.146	0.361
-1.25	-1.375	0.043	0.065	0.426
-1.00	-1.125	0.086	0.130	0.556
-0.75	-0.875	0.169	0.256	0.812
-0.50	-0.625	0.408	0.618	1.431
-0.25	-0.375	1.041	1.578	3.009
0.00	-0.125	2.138	3.241	6.249
0.25	0.125	4.320	6.548	12.797
0.50	0.375	6.860	10.398	23.196
0.75	0.625	13.396	20.305	43.500
1.00	0.875	22.426	33.992	77.493
1.25	1.125	9.979	15.126	92.618
1.50	1.375	3.953	5.992	98.610
1.75	1.625	0.721	1.093	99.703
2.00	1.875	0.148	0.224	99.927
2.25	2.125	0.020	0.030	99.958
2.50	2.375	0.004	0.006	99.964
2.75	2.625	0.002	0.003	99.967
3.00	2.875	0.004	0.006	99.973
3.25	3.125	0.005	0.008	99.980
3.50	3.375	0.006	0.009	99.989
3.75	3.625	0.003	0.005	99.994
4.00	3.875	0.001	0.002	99.995
5.00	4.50	0.003	0.005	100.000

Statistical Results			
Mean:	0.7224	phi	(0.6061 mm)
Standard Dev:	0.4569	phi-units	(0.7285 mm)
Skewness:	-1.3549	dimensionless	
Kurtosis:	8.9116	dimensionless	
5th Moment:	-35.1493	dimensionless	
6th Moment:	258.4652	dimensionless	
RARD *	0.6325	dimensionless	
Median	0.6728	phi	(0.6273 mm)

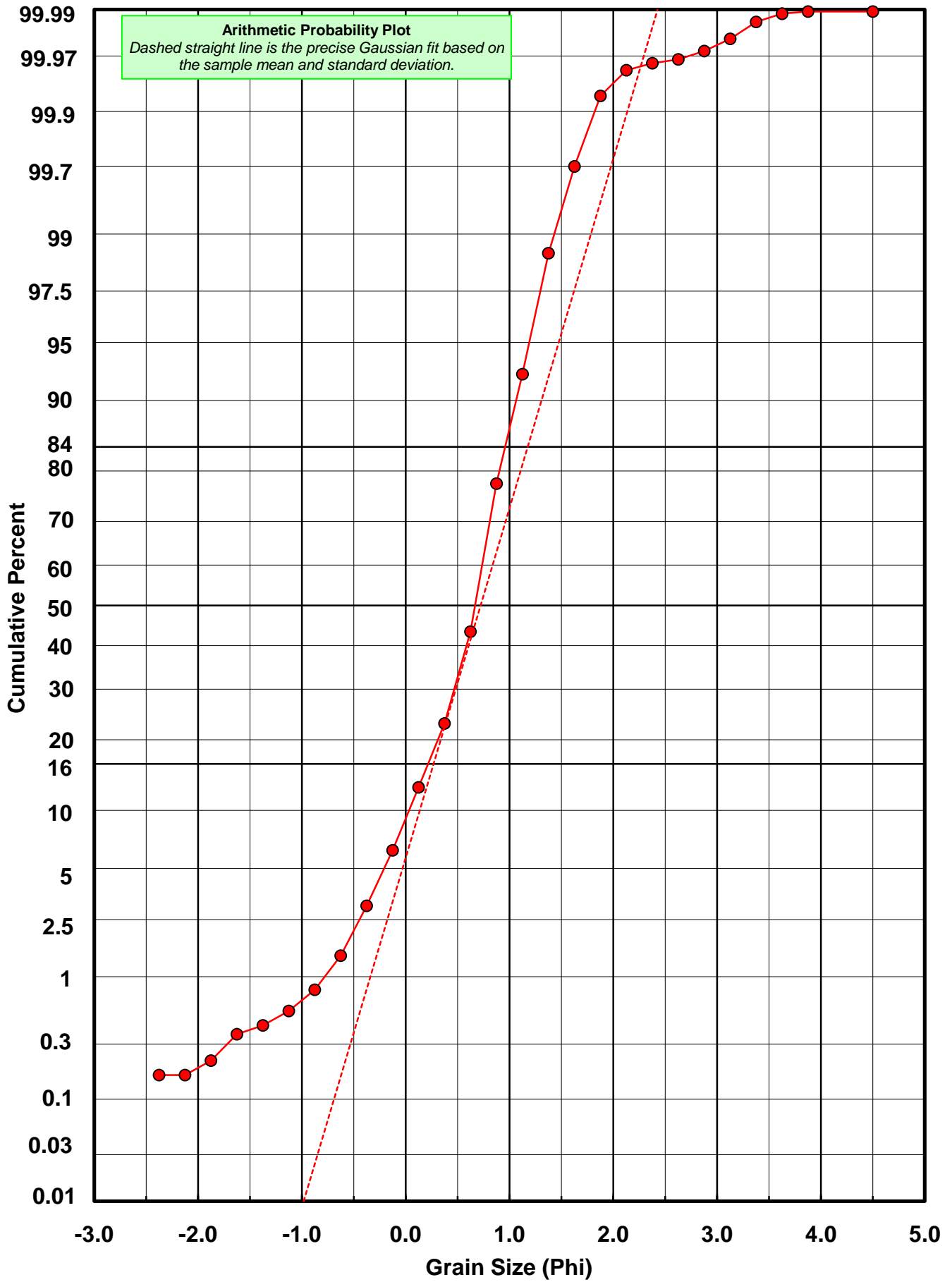
\* RARD = reciprocal absolute relative dispersion (see below)

Statistical Explanation	
Calculations based on the Method of Moments	
Skewness: 3rd Stand. Moment; Exact Gaussian = 0.0	
Kurtosis: 4th Stand. Moment; Exact Gaussian = 3.0	
For Further Explanation, See Basille et al. 2002	
Millimeter data calculated by $mm = 2^{(-\phi)}$	

Reciprocal Absolute Relative Dispersion (RARD) Scale	
< 0.5	Excellent homogeneity (e.g., beaches)
0.5 to 1.0	Good homogeneity
1.0 to 1.33	Fair homogeneity
> 1.33	Poor homogeneity (e.g., glacial)



# PB-18



# Carbonate Grain Size Distribution

Onshore Grab Sample

Sample: PB-18

Total Carbonate Mass: 42.617 grams

% Carbonate: 64.2 %

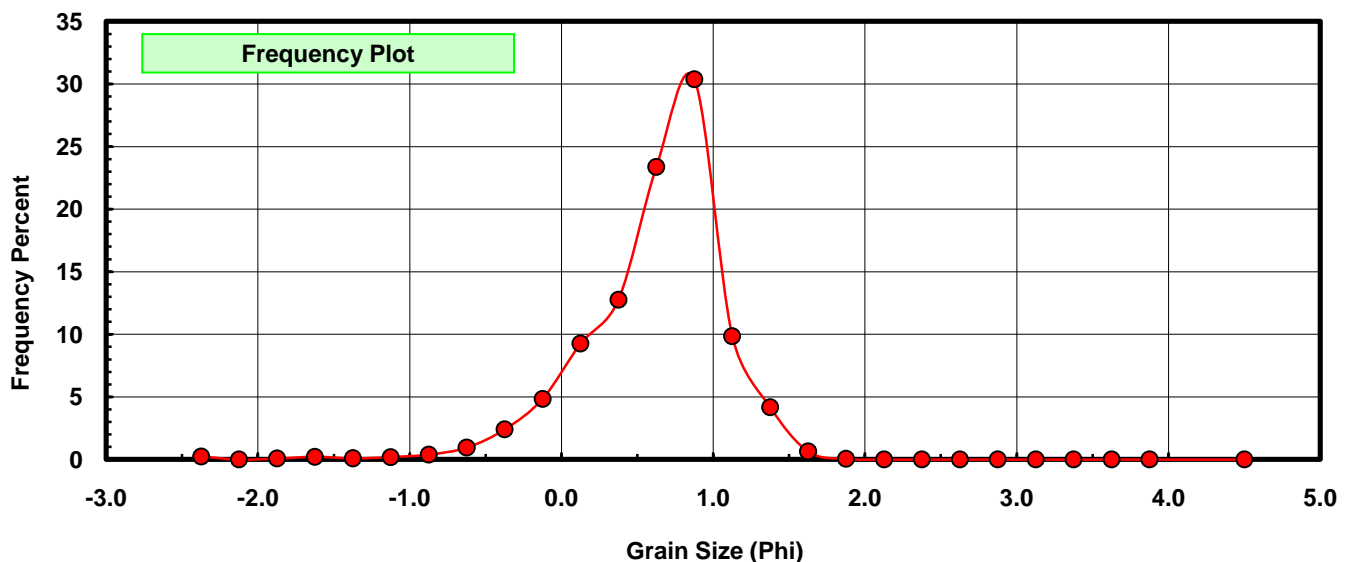
Sieve Size (phi)	Sieve Midpt (phi)	Weight (grams)	Freq Weight %	Cumulative Weight %
-2.25	-2.375	0.107	0.251	0.251
-2.00	-2.125	0.000	0.000	0.251
-1.75	-1.875	0.035	0.082	0.333
-1.50	-1.625	0.096	0.225	0.558
-1.25	-1.375	0.043	0.101	0.659
-1.00	-1.125	0.086	0.202	0.861
-0.75	-0.875	0.169	0.397	1.258
-0.50	-0.625	0.408	0.957	2.215
-0.25	-0.375	1.026	2.407	4.623
0.00	-0.125	2.068	4.853	9.475
0.25	0.125	3.944	9.255	18.730
0.50	0.375	5.440	12.765	31.494
0.75	0.625	9.962	23.376	54.870
1.00	0.875	12.945	30.375	85.245
1.25	1.125	4.204	9.865	95.110
1.50	1.375	1.785	4.188	99.298
1.75	1.625	0.277	0.650	99.948
2.00	1.875	0.022	0.052	100.000
2.25	2.125	0.000	0.000	100.000
2.50	2.375	0.000	0.000	100.000
2.75	2.625	0.000	0.000	100.000
3.00	2.875	0.000	0.000	100.000
3.25	3.125	0.000	0.000	100.000
3.50	3.375	0.000	0.000	100.000
3.75	3.625	0.000	0.000	100.000
4.00	3.875	0.000	0.000	100.000
5.00	4.500	0.000	0.000	100.000

Statistical Results			
Mean:	0.6120	phi	(0.6543 mm)
Standard Dev:	0.4854	phi-units	(0.7143 mm)
Skewness:	-1.4701	dimensionless	
Kurtosis:	8.0636	dimensionless	
5th Moment:	-35.4877	dimensionless	
6th Moment:	196.2130	dimensionless	
RARD *	0.7930	dimensionless	
Median	0.5729	phi	(0.6723 mm)

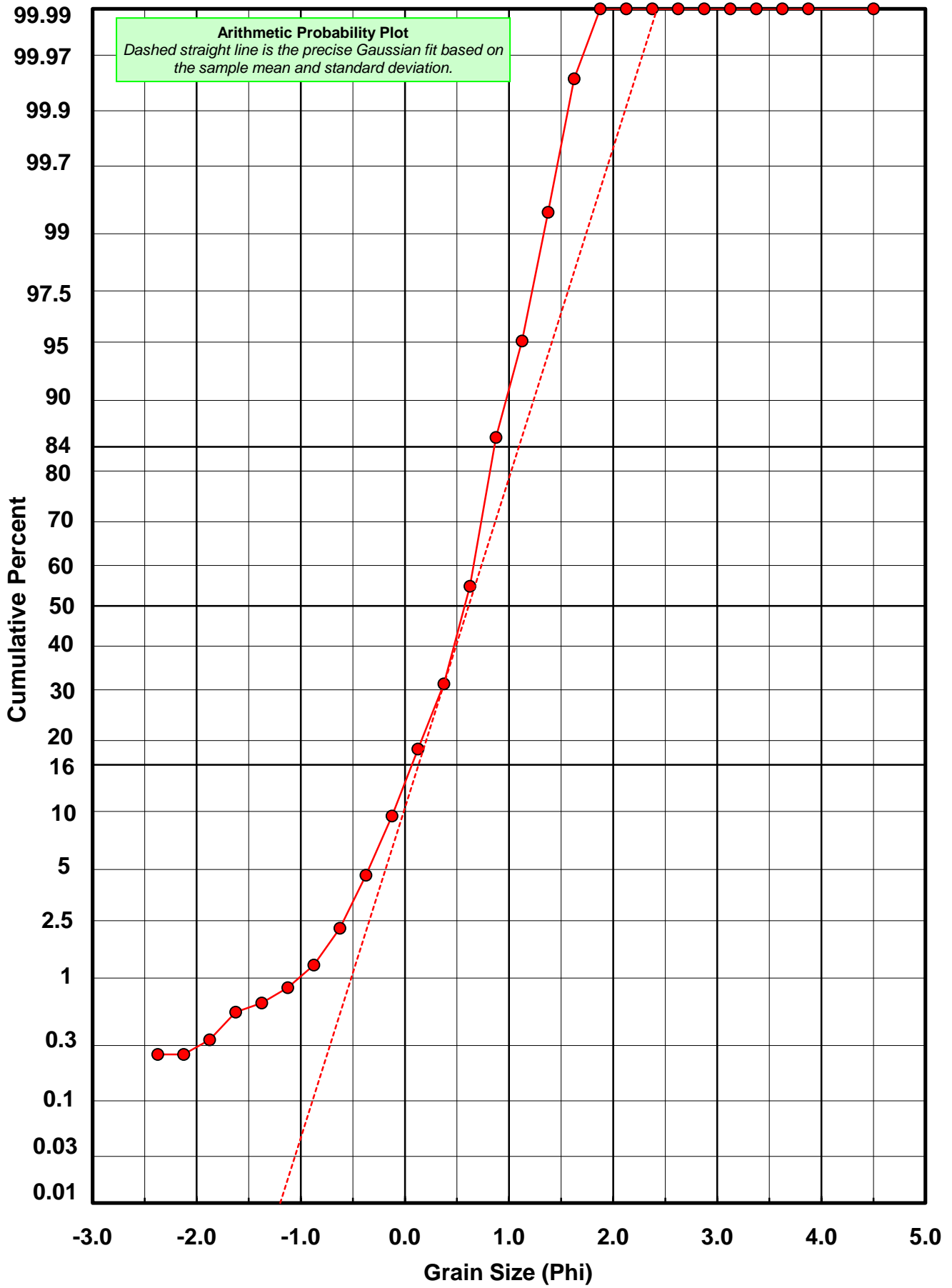
\* RARD = reciprocal absolute relative dispersion (see below)

Statistical Explanation	
Calculations based on the Method of Moments	
Skewness: 3rd Stand. Moment; Exact Gaussian = 0.0	
Kurtosis: 4th Stand. Moment; Exact Gaussian = 3.0	
For Further Explanation, See Basille et al. 2002	
Millimeter data calculated by $mm = 2^{(-\phi)}$	

Reciprocal Absolute Relative Dispersion (RARD) Scale	
< 0.5	Excellent homogeneity (e.g., beaches)
0.5 to 1.0	Good homogeneity
1.0 to 1.33	Fair homogeneity
> 1.33	Poor homogeneity (e.g., glacial)



# PB-18



# Post-Digestion Grain Size Distribution

Onshore Grab Sample

Sample: PB-18

Total Digested Mass: 23.601 grams

% Silica: 35.8 %

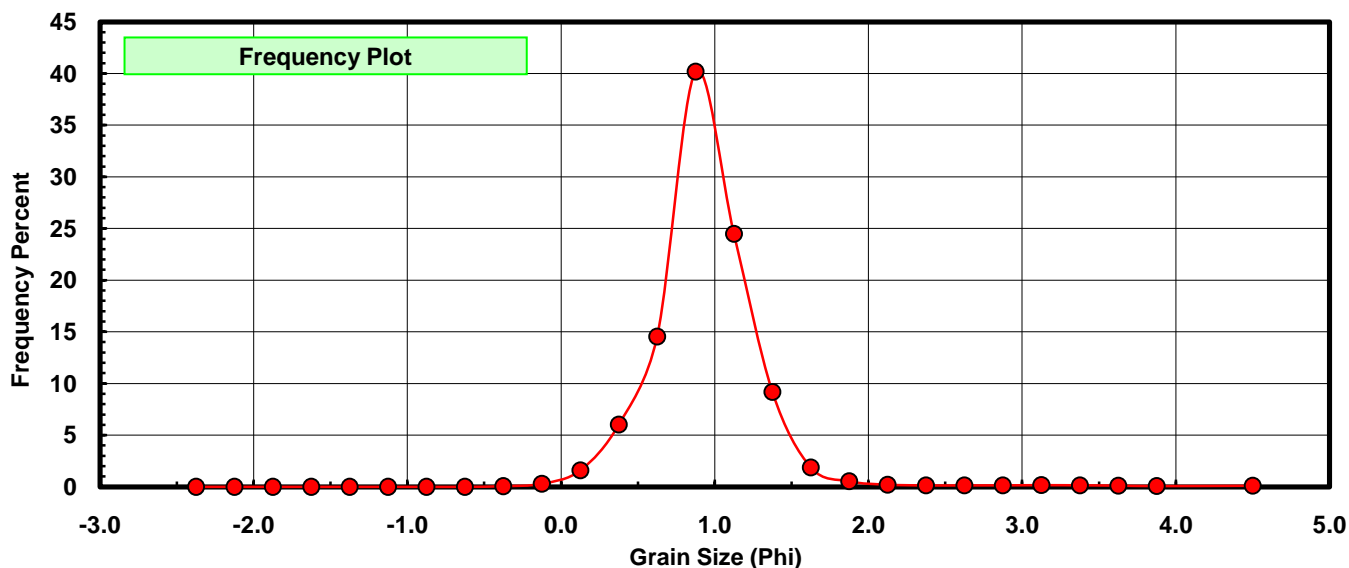
Sieve Size (phi)	Sieve Midpt (phi)	Weight (grams)	Freq Weight %	Cumulative Weight %
-2.25	-2.375	0.000	0.000	0.000
-2.00	-2.125	0.000	0.000	0.000
-1.75	-1.875	0.000	0.000	0.000
-1.50	-1.625	0.000	0.000	0.000
-1.25	-1.375	0.000	0.000	0.000
-1.00	-1.125	0.000	0.000	0.000
-0.75	-0.875	0.000	0.000	0.000
-0.50	-0.625	0.000	0.000	0.000
-0.25	-0.375	0.015	0.064	0.064
0.00	-0.125	0.070	0.297	0.360
0.25	0.125	0.376	1.593	1.953
0.50	0.375	1.420	6.017	7.970
0.75	0.625	3.434	14.550	22.520
1.00	0.875	9.481	40.172	62.692
1.25	1.125	5.775	24.469	87.162
1.50	1.375	2.168	9.186	96.348
1.75	1.625	0.444	1.881	98.229
2.00	1.875	0.126	0.534	98.763
2.25	2.125	0.050	0.212	98.975
2.50	2.375	0.032	0.136	99.110
2.75	2.625	0.033	0.140	99.250
3.00	2.875	0.034	0.144	99.394
3.25	3.125	0.038	0.161	99.555
3.50	3.375	0.035	0.148	99.703
3.75	3.625	0.028	0.119	99.822
4.00	3.875	0.017	0.072	99.894
5.00	4.500	0.025	0.106	100.000

Statistical Results			
Mean:	0.9460	phi	(0.5191 mm)
Standard Dev:	0.3950	phi-units	(0.7605 mm)
Skewness:	2.3642	dimensionless	
Kurtosis:	19.0598	dimensionless	
5th Moment:	128.7399	dimensionless	
6th Moment:	1003.4748	dimensionless	
RARD *	0.4175	dimensionless	
Median	0.7960	phi	(0.5759 mm)

\* RARD = reciprocal absolute relative dispersion (see below)

Statistical Explanation	
Calculations based on the Method of Moments	
Skewness: 3rd Stand. Moment; Exact Gaussian = 0.0	
Kurtosis: 4th Stand. Moment; Exact Gaussian = 3.0	
For Further Explanation, See Basille et al. 2002	
Millimeter data calculated by $mm = 2^{(-\phi)}$	

Reciprocal Absolute Relative Dispersion (RARD) Scale	
< 0.5	Excellent homogeneity (e.g., beaches)
0.5 to 1.0	Good homogeneity
1.0 to 1.33	Fair homogeneity
> 1.33	Poor homogeneity (e.g., glacial)



# PB-18

