

**Onshore Grab Sample**

**Sample:** PB-16-BB  
**Sample Taken By:** D. Phelps  
**Sample Collected On:** 1/7/09  
**Splits?** N/A

**County:** Palm Beach  
**Latitude:** 26° 45' 31.6"  
**Longitude:** 80° 02' 12.0"  
**Datum:** WGS 84  
**Surf. Elev:** N/A  
**Datum:** N/A

**Fine Data Summary**

Total Sample Weight 58.348 grams  
Total Fines in Sample 0.044 grams  
Total Percent Fines 0.08 %

**Dry Sieving Summary**

Total Sample Weight 58.328 grams  
Total Digested Weight 30.693 grams  
Total Carbonate Weight 27.635 grams  
Total Silica % 52.62 %  
Total Carbonate % 47.38 %  
Carbonate/Silica Ratio 0.900

**General Comments:**

None

**Description**

Worked By: M. Ladle

# Pre-Digestion Grain Size Distribution

Onshore Grab Sample

Sample: PB-16-BB

Total Sample Mass: 58.328 grams

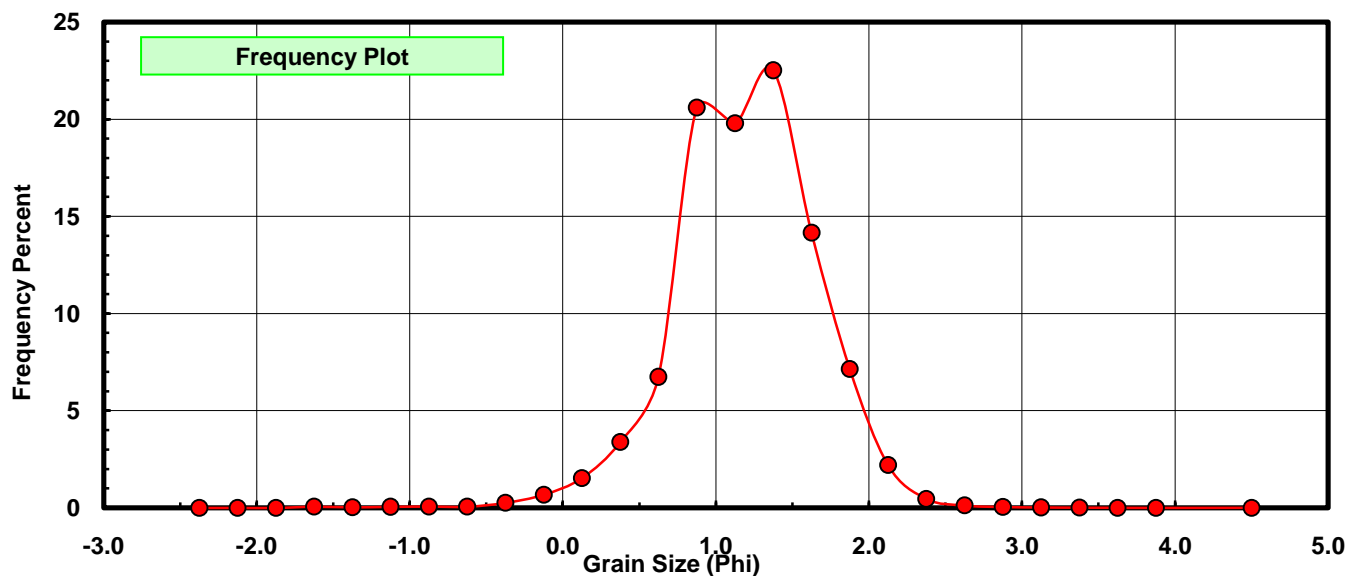
Sieve Size (phi)	Sieve Midpt (phi)	Weight (grams)	Freq Weight %	Cumulative Weight %
-2.25	-2.375	0.000	0.000	0.000
-2.00	-2.125	0.000	0.000	0.000
-1.75	-1.875	0.000	0.000	0.000
-1.50	-1.625	0.036	0.062	0.062
-1.25	-1.375	0.017	0.029	0.091
-1.00	-1.125	0.033	0.057	0.147
-0.75	-0.875	0.041	0.070	0.218
-0.50	-0.625	0.035	0.060	0.278
-0.25	-0.375	0.152	0.261	0.538
0.00	-0.125	0.395	0.677	1.216
0.25	0.125	0.894	1.533	2.748
0.50	0.375	1.974	3.384	6.133
0.75	0.625	3.933	6.743	12.875
1.00	0.875	12.013	20.596	33.471
1.25	1.125	11.544	19.792	53.263
1.50	1.375	13.136	22.521	75.784
1.75	1.625	8.265	14.170	89.953
2.00	1.875	4.170	7.149	97.103
2.25	2.125	1.286	2.205	99.307
2.50	2.375	0.273	0.468	99.775
2.75	2.625	0.072	0.123	99.899
3.00	2.875	0.028	0.048	99.947
3.25	3.125	0.014	0.024	99.971
3.50	3.375	0.008	0.014	99.985
3.75	3.625	0.004	0.007	99.991
4.00	3.875	0.001	0.002	99.993
5.00	4.50	0.004	0.007	100.000

Statistical Results			
Mean:	1.1932	phi	(0.4373 mm)
Standard Dev:	0.4690	phi-units	(0.7225 mm)
Skewness:	-0.4300	dimensionless	
Kurtosis:	5.0706	dimensionless	
5th Moment:	-9.2908	dimensionless	
6th Moment:	82.3147	dimensionless	
RARD *	0.3931	dimensionless	
Median	1.0838	phi	(0.4718 mm)

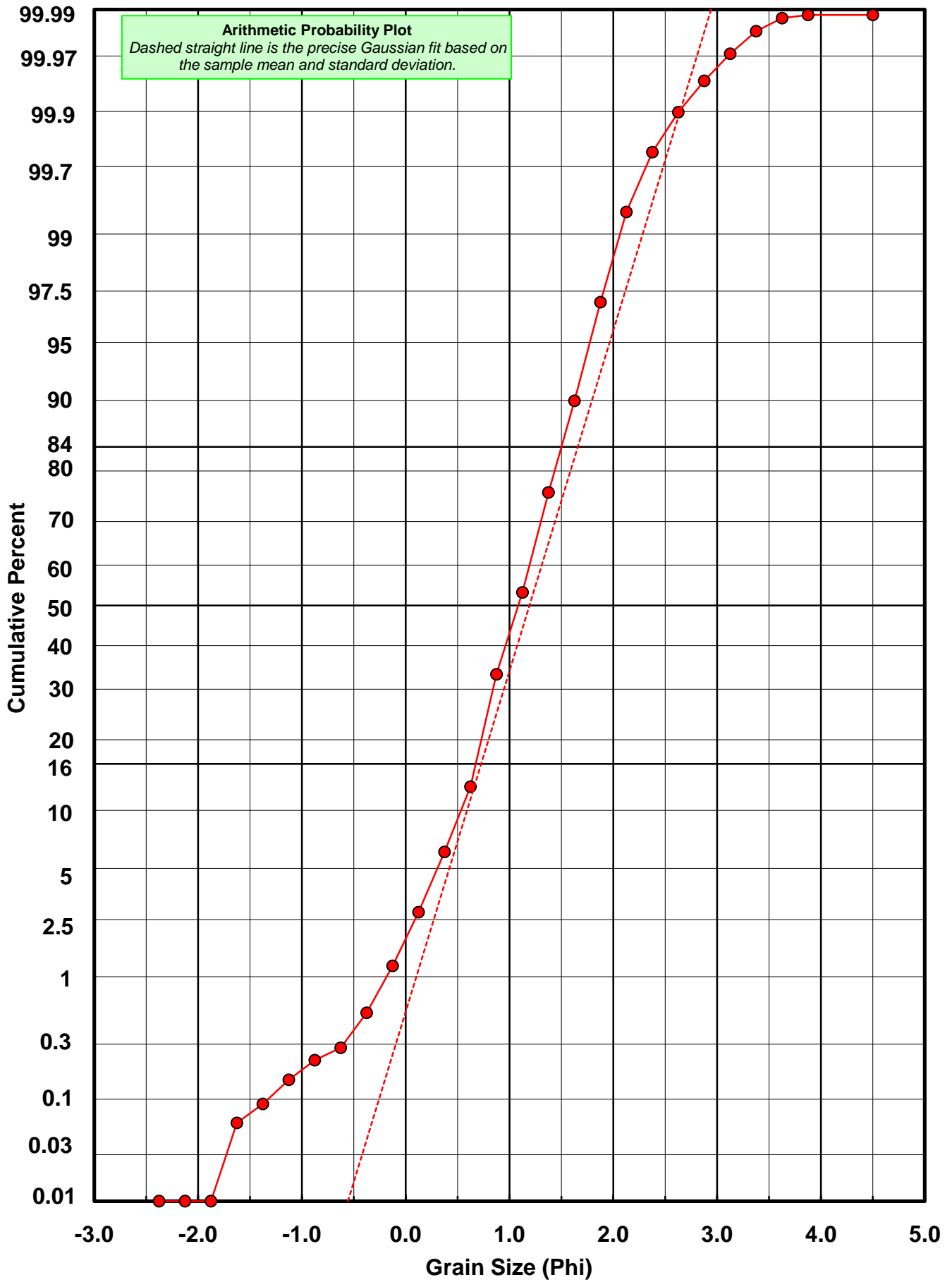
\* RARD = reciprocal absolute relative dispersion (see below)

Statistical Explanation
Calculations based on the Method of Moments
Skewness: 3rd Stand. Moment; Exact Gaussian = 0.0
Kurtosis: 4th Stand. Moment; Exact Gaussian = 3.0
For Further Explanation, See Basille et al. 2002
Millimeter data calculated by $mm = 2^{(-\phi)}$

Reciprocal Absolute Relative Dispersion (RARD) Scale	
< 0.5	Excellent homogeneity (e.g., beaches)
0.5 to 1.0	Good homogeneity
1.0 to 1.33	Fair homogeneity
> 1.33	Poor homogeneity (e.g., glacial)



# PB-16-BB



# Carbonate Grain Size Distribution

Onshore Grab Sample

Sample: PB-16-BB

Total Carbonate Mass: 27.663 grams

% Carbonate: 47.4 %

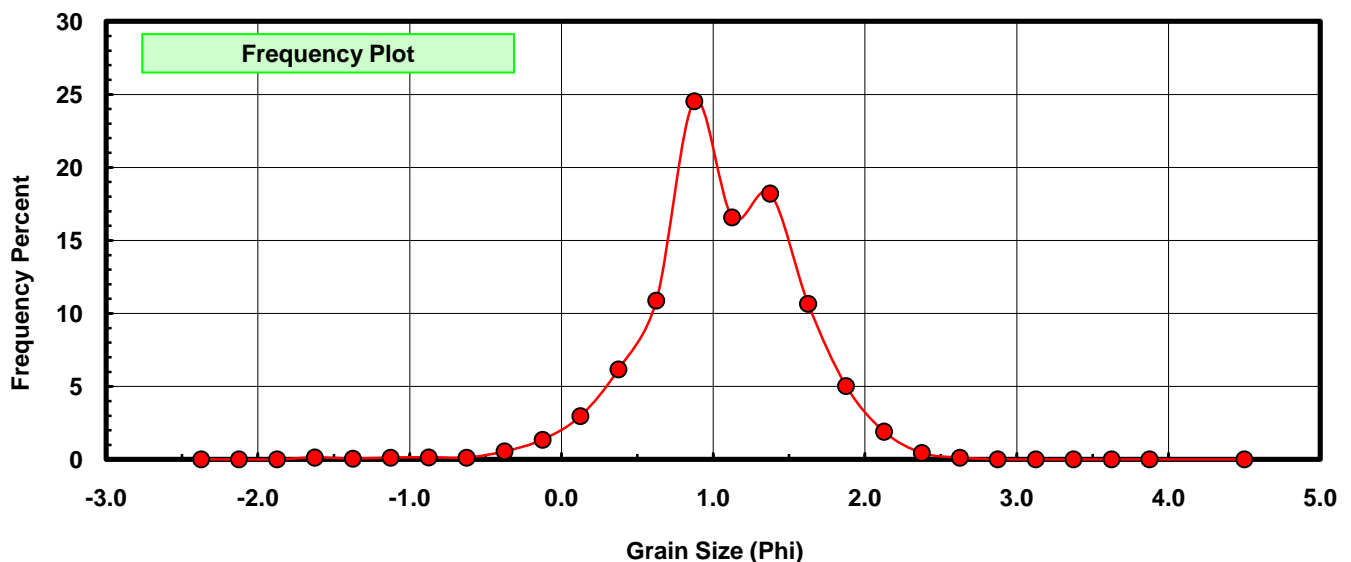
Sieve Size (phi)	Sieve Midpt (phi)	Weight (grams)	Freq Weight %	Cumulative Weight %
-2.25	-2.375	0.000	0.000	0.000
-2.00	-2.125	0.000	0.000	0.000
-1.75	-1.875	0.000	0.000	0.000
-1.50	-1.625	0.036	0.130	0.130
-1.25	-1.375	0.017	0.061	0.192
-1.00	-1.125	0.033	0.119	0.311
-0.75	-0.875	0.041	0.148	0.459
-0.50	-0.625	0.035	0.127	0.586
-0.25	-0.375	0.152	0.549	1.135
0.00	-0.125	0.375	1.356	2.491
0.25	0.125	0.822	2.971	5.462
0.50	0.375	1.705	6.163	11.626
0.75	0.625	3.009	10.877	22.503
1.00	0.875	6.788	24.538	47.041
1.25	1.125	4.587	16.582	63.623
1.50	1.375	5.037	18.208	81.831
1.75	1.625	2.948	10.657	92.488
2.00	1.875	1.393	5.036	97.524
2.25	2.125	0.527	1.905	99.429
2.50	2.375	0.123	0.445	99.873
2.75	2.625	0.032	0.116	99.989
3.00	2.875	0.003	0.011	100.000
3.25	3.125	0.000	0.000	100.000
3.50	3.375	0.000	0.000	100.000
3.75	3.625	0.000	0.000	100.000
4.00	3.875	0.000	0.000	100.000
5.00	4.500	0.000	0.000	100.000

Statistical Results			
Mean:	1.0583	phi	(0.4802 mm)
Standard Dev:	0.5202	phi-units	(0.6973 mm)
Skewness:	-0.4785	dimensionless	
Kurtosis:	4.5093	dimensionless	
5th Moment:	-9.9222	dimensionless	
6th Moment:	55.0369	dimensionless	
RARD *	0.4915	dimensionless	
Median	0.9196	phi	(0.5287 mm)

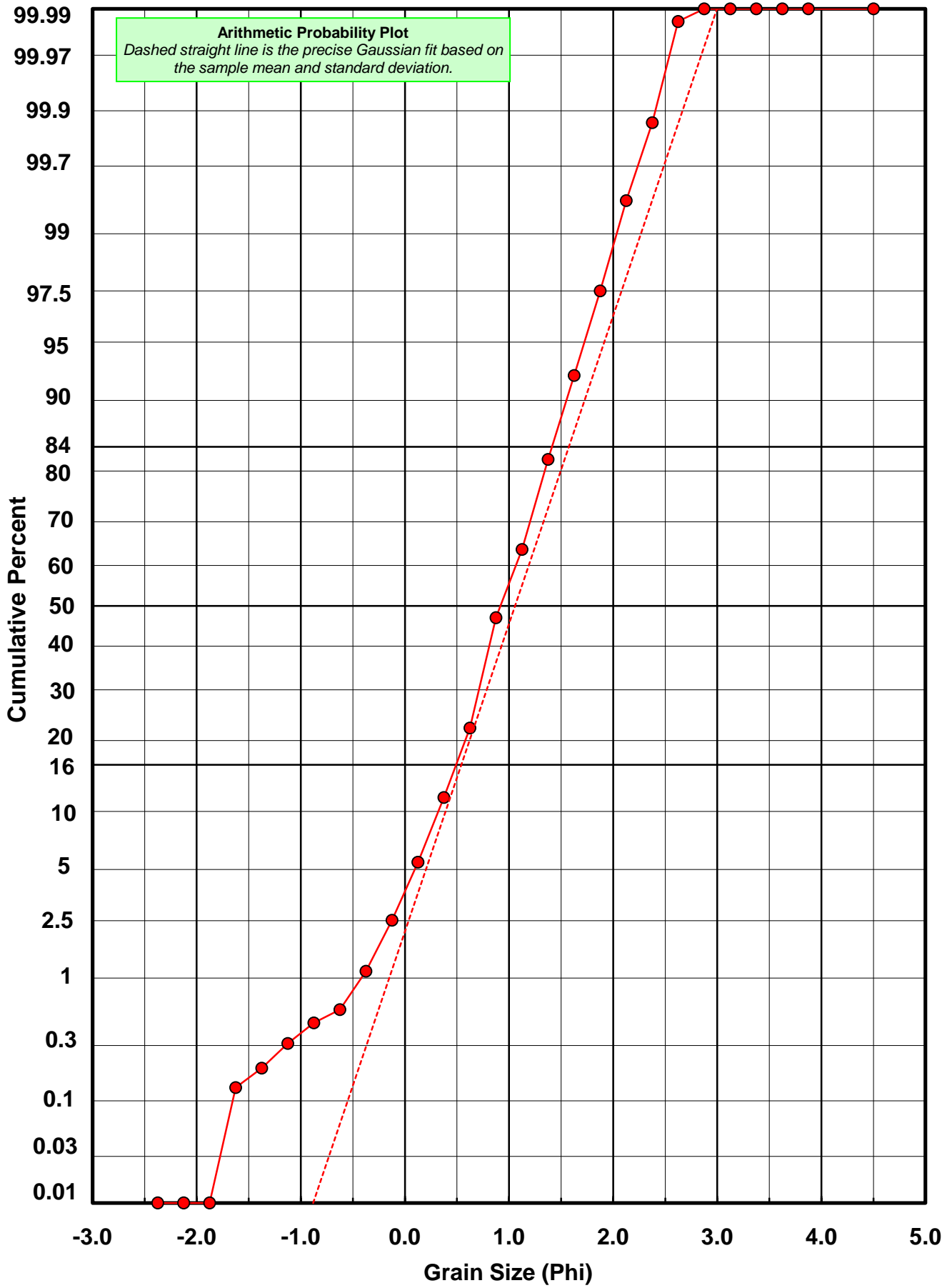
\* RARD = reciprocal absolute relative dispersion (see below)

Statistical Explanation	
Calculations based on the Method of Moments	
Skewness: 3rd Stand. Moment; Exact Gaussian = 0.0	
Kurtosis: 4th Stand. Moment; Exact Gaussian = 3.0	
For Further Explanation, See Basille et al. 2002	
Millimeter data calculated by $mm = 2^{(-\phi)}$	

Reciprocal Absolute Relative Dispersion (RARD) Scale	
< 0.5	Excellent homogeneity (e.g., beaches)
0.5 to 1.0	Good homogeneity
1.0 to 1.33	Fair homogeneity
> 1.33	Poor homogeneity (e.g., glacial)



# PB-16-BB



# Post-Digestion Grain Size Distribution

Onshore Grab Sample

Sample: PB-16-BB

Total Digested Mass: 30.693 grams

% Silica: 52.6 %

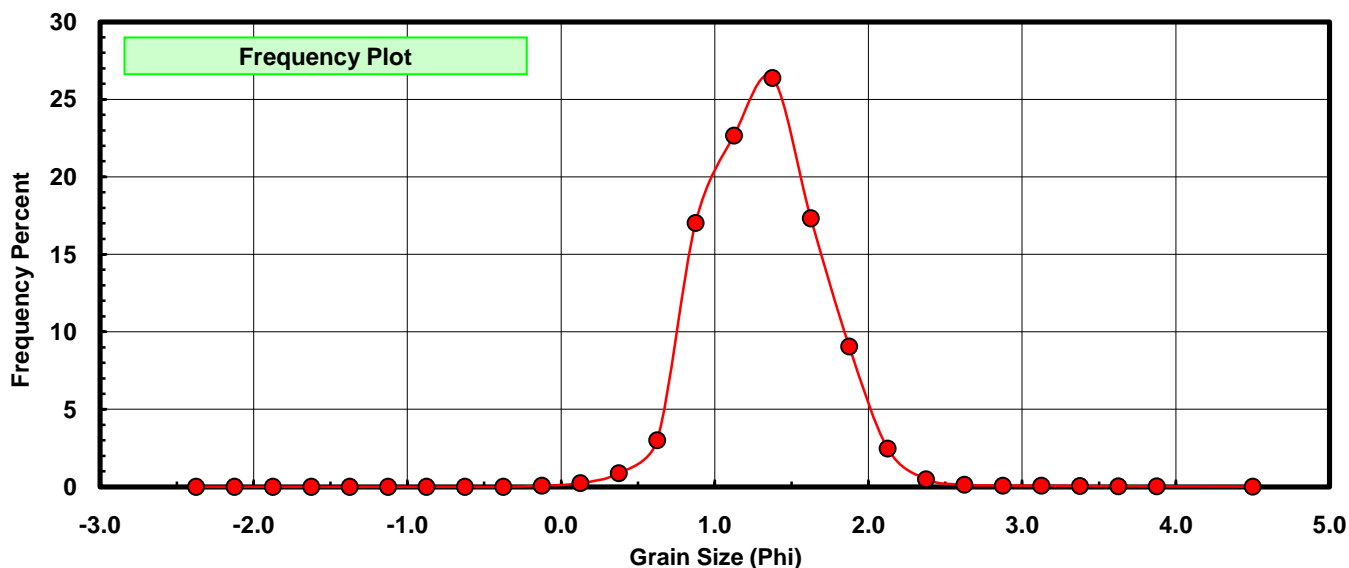
Sieve Size (phi)	Sieve Midpt (phi)	Weight (grams)	Freq Weight %	Cumulative Weight %
-2.25	-2.375	0.000	0.000	0.000
-2.00	-2.125	0.000	0.000	0.000
-1.75	-1.875	0.000	0.000	0.000
-1.50	-1.625	0.000	0.000	0.000
-1.25	-1.375	0.000	0.000	0.000
-1.00	-1.125	0.000	0.000	0.000
-0.75	-0.875	0.000	0.000	0.000
-0.50	-0.625	0.000	0.000	0.000
-0.25	-0.375	0.000	0.000	0.000
0.00	-0.125	0.020	0.065	0.065
0.25	0.125	0.072	0.235	0.300
0.50	0.375	0.269	0.876	1.176
0.75	0.625	0.924	3.010	4.187
1.00	0.875	5.225	17.023	21.210
1.25	1.125	6.957	22.666	43.876
1.50	1.375	8.099	26.387	70.264
1.75	1.625	5.317	17.323	87.587
2.00	1.875	2.777	9.048	96.634
2.25	2.125	0.759	2.473	99.107
2.50	2.375	0.150	0.489	99.596
2.75	2.625	0.040	0.130	99.726
3.00	2.875	0.025	0.081	99.808
3.25	3.125	0.021	0.068	99.876
3.50	3.375	0.016	0.052	99.928
3.75	3.625	0.011	0.036	99.964
4.00	3.875	0.007	0.023	99.987
5.00	4.500	0.004	0.013	100.000

Statistical Results			
Mean:	1.3168	phi	(0.4014 mm)
Standard Dev:	0.3924	phi-units	(0.7619 mm)
Skewness:	0.4657	dimensionless	
Kurtosis:	4.9591	dimensionless	
5th Moment:	14.7199	dimensionless	
6th Moment:	106.2451	dimensionless	
RARD *	0.2980	dimensionless	
Median	1.1830	phi	(0.4404 mm)

\* RARD = reciprocal absolute relative dispersion (see below)

Statistical Explanation	
Calculations based on the Method of Moments	
Skewness: 3rd Stand. Moment; Exact Gaussian = 0.0	
Kurtosis: 4th Stand. Moment; Exact Gaussian = 3.0	
For Further Explanation, See Basille et al. 2002	
Millimeter data calculated by $mm = 2^{(-\phi)}$	

Reciprocal Absolute Relative Dispersion (RARD) Scale	
< 0.5	Excellent homogeneity (e.g., beaches)
0.5 to 1.0	Good homogeneity
1.0 to 1.33	Fair homogeneity
> 1.33	Poor homogeneity (e.g., glacial)



# PB-16-BB

