

Onshore Grab Sample

Sample: PB-15-BB
Sample Taken By: D. Phelps
Sample Collected On: 1/6/09
Splits? N/A

County: Palm Beach
Latitude: 26° 46' 25.6"
Longitude: 80° 01' 54.6"
Datum: WGS 84
Surf. Elev: N/A
Datum: N/A

Fine Data Summary

Total Sample Weight 63.224 grams
Total Fines in Sample 0.100 grams
Total Percent Fines 0.16 %

Dry Sieving Summary

Total Sample Weight 63.110 grams
Total Digested Weight 19.637 grams
Total Carbonate Weight 43.473 grams
Total Silica % 31.12 %
Total Carbonate % 68.88 %
Carbonate/Silica Ratio 2.214

General Comments:

None

Description

Worked By: M. Ladle

Pre-Digestion Grain Size Distribution

Onshore Grab Sample

Sample: PB-15-BB

Total Sample Mass: 63.110 grams

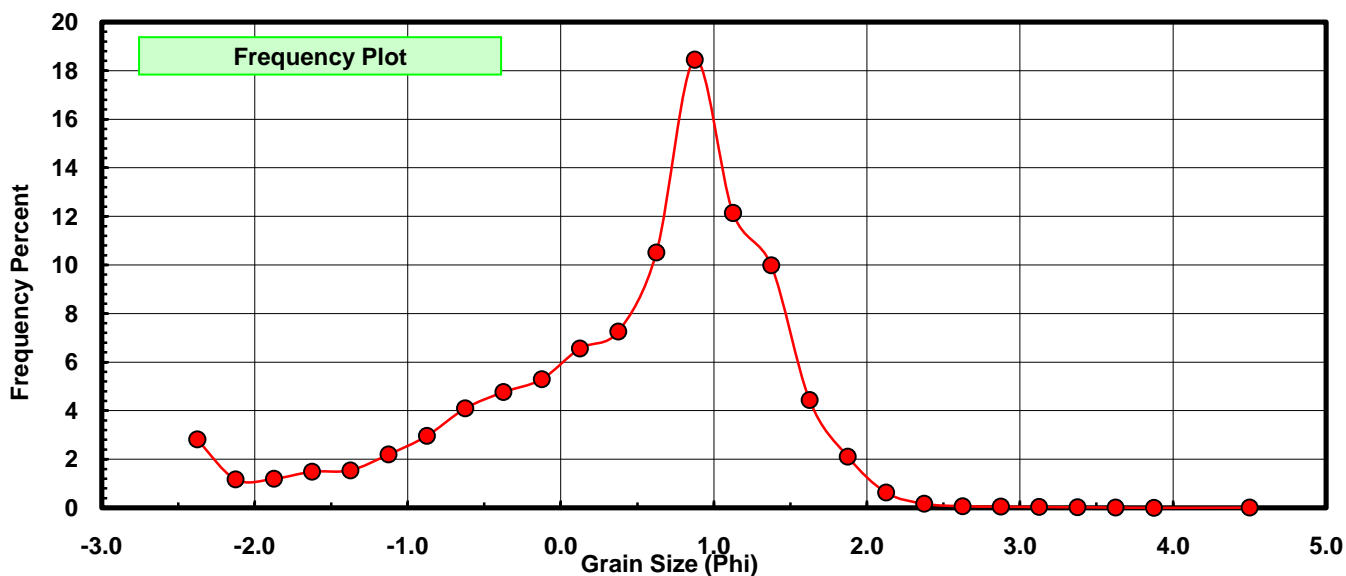
Sieve Size (phi)	Sieve Midpt (phi)	Weight (grams)	Freq Weight %	Cumulative Weight %
-2.25	-2.375	1.776	2.814	2.814
-2.00	-2.125	0.741	1.174	3.988
-1.75	-1.875	0.753	1.193	5.181
-1.50	-1.625	0.940	1.489	6.671
-1.25	-1.375	0.976	1.547	8.217
-1.00	-1.125	1.387	2.198	10.415
-0.75	-0.875	1.868	2.960	13.375
-0.50	-0.625	2.582	4.091	17.466
-0.25	-0.375	3.007	4.765	22.231
0.00	-0.125	3.342	5.296	27.527
0.25	0.125	4.142	6.563	34.090
0.50	0.375	4.580	7.257	41.347
0.75	0.625	6.635	10.513	51.860
1.00	0.875	11.645	18.452	70.312
1.25	1.125	7.662	12.141	82.453
1.50	1.375	6.301	9.984	92.437
1.75	1.625	2.804	4.443	96.880
2.00	1.875	1.332	2.111	98.991
2.25	2.125	0.399	0.632	99.623
2.50	2.375	0.108	0.171	99.794
2.75	2.625	0.043	0.068	99.862
3.00	2.875	0.031	0.049	99.911
3.25	3.125	0.023	0.036	99.948
3.50	3.375	0.016	0.025	99.973
3.75	3.625	0.009	0.014	99.987
4.00	3.875	0.002	0.003	99.990
5.00	4.50	0.006	0.010	100.000

Statistical Results			
Mean:	0.4117	phi	(0.7518 mm)
Standard Dev:	1.0140	phi-units	(0.4952 mm)
Skewness:	-0.9692	dimensionless	
Kurtosis:	3.5715	dimensionless	
5th Moment:	-6.6281	dimensionless	
6th Moment:	20.4979	dimensionless	
RARD *	2.4632	dimensionless	
Median	0.5808	phi	(0.6686 mm)

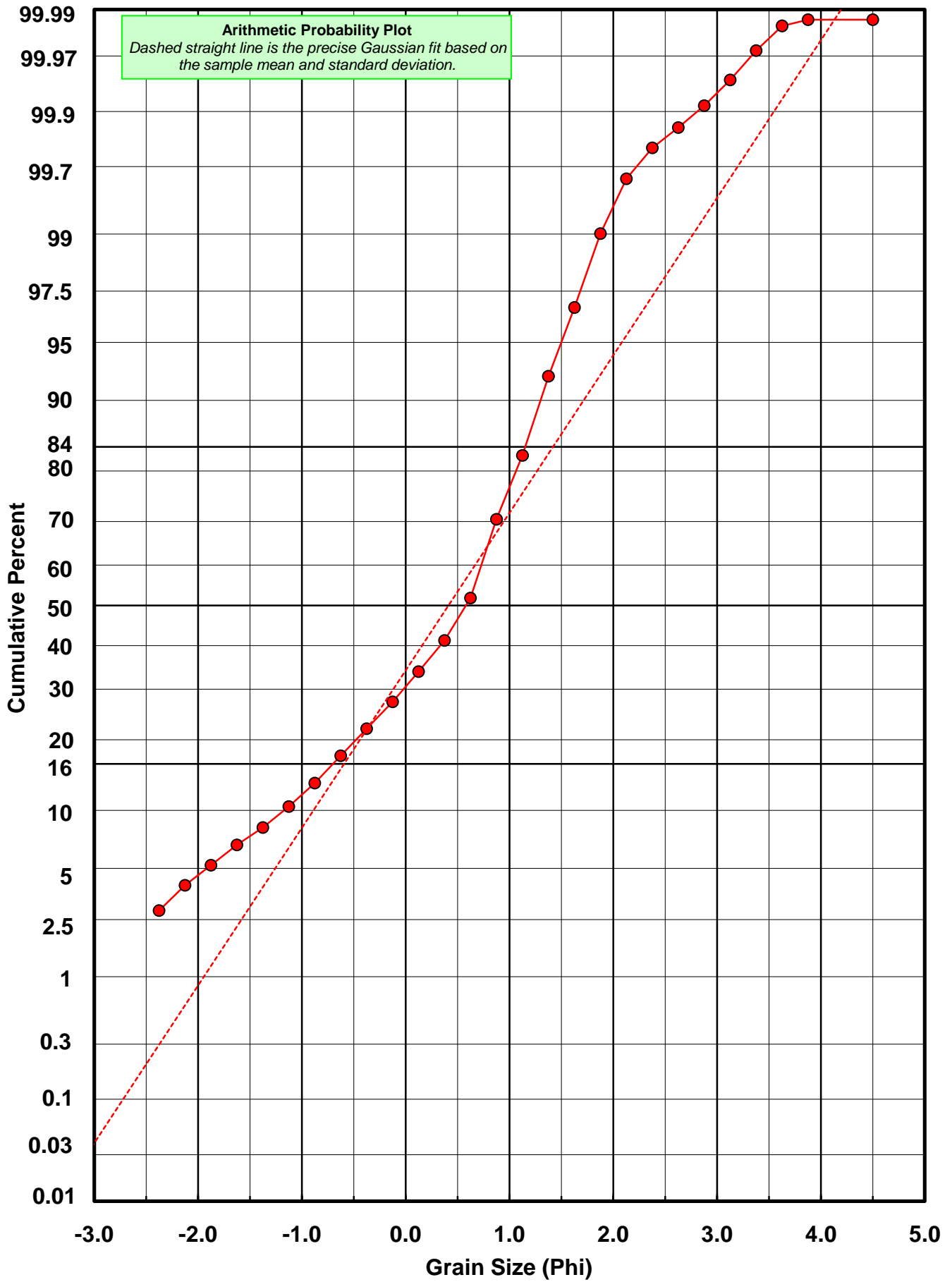
* RARD = reciprocal absolute relative dispersion (see below)

Statistical Explanation
Calculations based on the Method of Moments
Skewness: 3rd Stand. Moment; Exact Gaussian = 0.0
Kurtosis: 4th Stand. Moment; Exact Gaussian = 3.0
For Further Explanation, See Basille et al. 2002
Millimeter data calculated by $mm = 2^{(-\phi)}$

Reciprocal Absolute Relative Dispersion (RARD) Scale	
< 0.5	Excellent homogeneity (e.g., beaches)
0.5 to 1.0	Good homogeneity
1.0 to 1.33	Fair homogeneity
> 1.33	Poor homogeneity (e.g., glacial)



PB-15-BB



Carbonate Grain Size Distribution

Onshore Grab Sample

Sample: PB-15-BB

Total Carbonate Mass: 43.541 grams

% Carbonate: 68.9 %

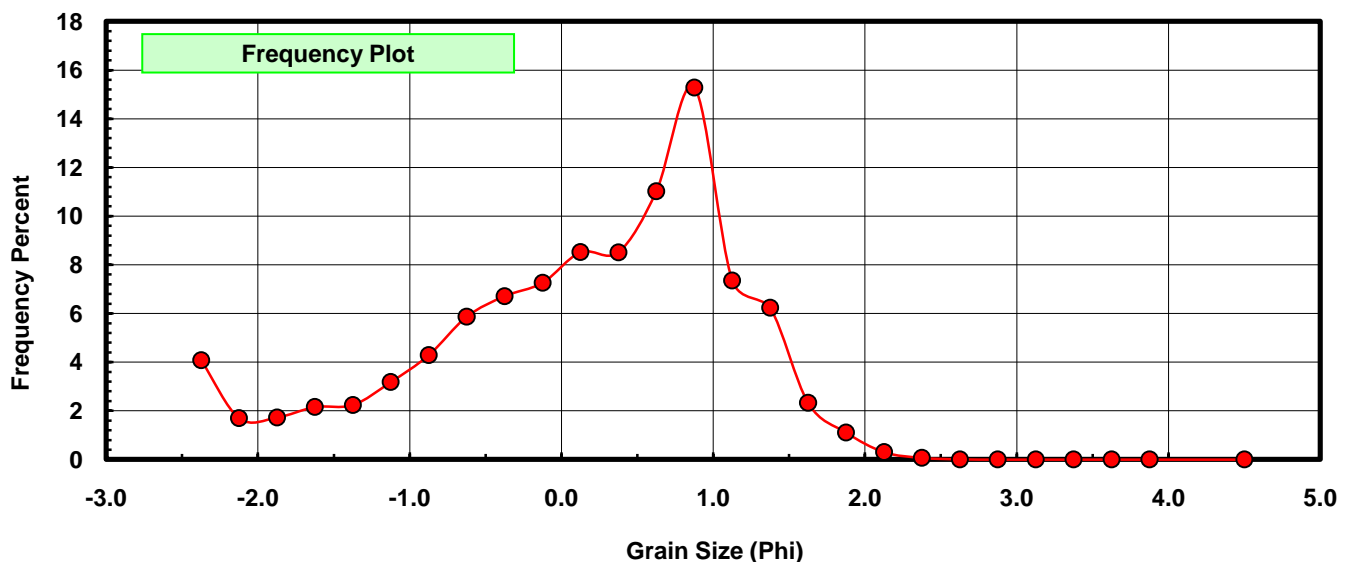
Sieve Size (phi)	Sieve Midpt (phi)	Weight (grams)	Freq Weight %	Cumulative Weight %
-2.25	-2.375	1.776	4.079	4.079
-2.00	-2.125	0.741	1.702	5.781
-1.75	-1.875	0.753	1.729	7.510
-1.50	-1.625	0.940	2.159	9.669
-1.25	-1.375	0.976	2.242	11.911
-1.00	-1.125	1.387	3.186	15.096
-0.75	-0.875	1.868	4.290	19.386
-0.50	-0.625	2.555	5.868	25.254
-0.25	-0.375	2.923	6.713	31.968
0.00	-0.125	3.162	7.262	39.230
0.25	0.125	3.710	8.521	47.750
0.50	0.375	3.709	8.518	56.269
0.75	0.625	4.801	11.026	67.295
1.00	0.875	6.656	15.287	82.582
1.25	1.125	3.202	7.354	89.936
1.50	1.375	2.715	6.236	96.171
1.75	1.625	1.014	2.329	98.500
2.00	1.875	0.484	1.112	99.612
2.25	2.125	0.133	0.305	99.917
2.50	2.375	0.031	0.071	99.989
2.75	2.625	0.005	0.011	100.000
3.00	2.875	0.000	0.000	100.000
3.25	3.125	0.000	0.000	100.000
3.50	3.375	0.000	0.000	100.000
3.75	3.625	0.000	0.000	100.000
4.00	3.875	0.000	0.000	100.000
5.00	4.500	0.000	0.000	100.000

Statistical Results			
Mean:	0.1052	phi	(0.9297 mm)
Standard Dev:	1.0447	phi-units	(0.4848 mm)
Skewness:	-0.7089	dimensionless	
Kurtosis:	2.8154	dimensionless	
5th Moment:	-4.1617	dimensionless	
6th Moment:	11.7695	dimensionless	
RARD *	9.9268	dimensionless	
Median	0.1910	phi	(0.876 mm)

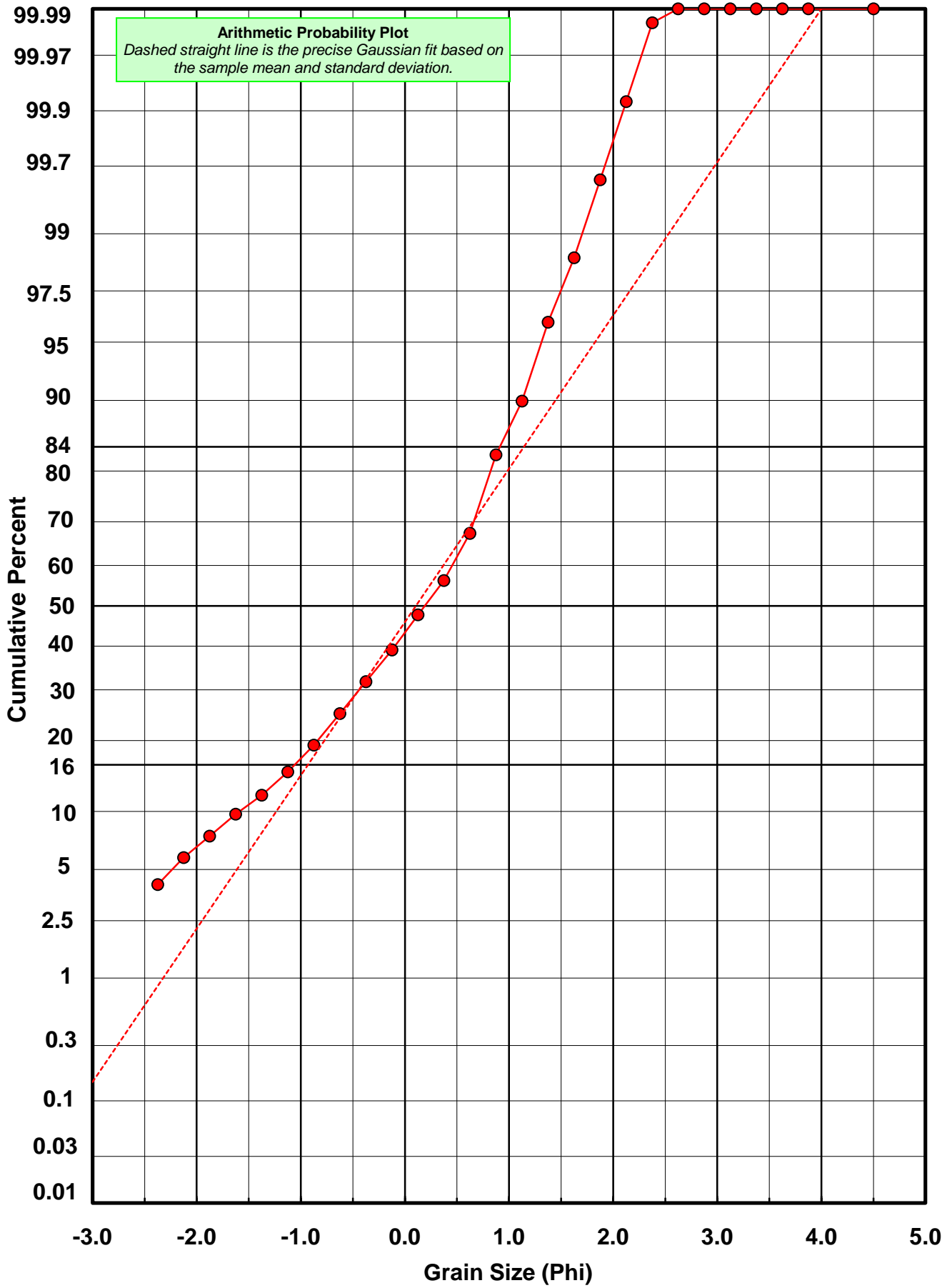
* RARD = reciprocal absolute relative dispersion (see below)

Statistical Explanation	
Calculations based on the Method of Moments	
Skewness: 3rd Stand. Moment; Exact Gaussian = 0.0	
Kurtosis: 4th Stand. Moment; Exact Gaussian = 3.0	
For Further Explanation, See Basille et al. 2002	
Millimeter data calculated by $mm = 2^{(-\phi)}$	

Reciprocal Absolute Relative Dispersion (RARD) Scale	
< 0.5	Excellent homogeneity (e.g., beaches)
0.5 to 1.0	Good homogeneity
1.0 to 1.33	Fair homogeneity
> 1.33	Poor homogeneity (e.g., glacial)



PB-15-BB



Post-Digestion Grain Size Distribution

Onshore Grab Sample

Sample: PB-15-BB

Total Digested Mass: 19.637 grams

% Silica: 31.1 %

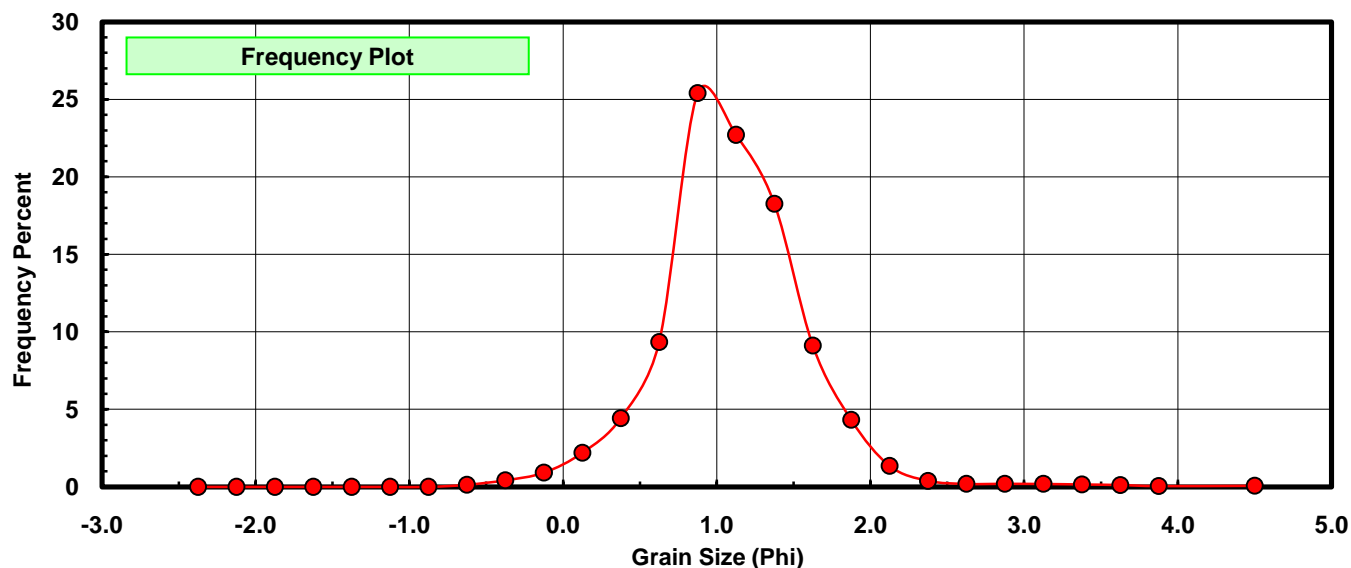
Sieve Size (phi)	Sieve Midpt (phi)	Weight (grams)	Freq Weight %	Cumulative Weight %
-2.25	-2.375	0.000	0.000	0.000
-2.00	-2.125	0.000	0.000	0.000
-1.75	-1.875	0.000	0.000	0.000
-1.50	-1.625	0.000	0.000	0.000
-1.25	-1.375	0.000	0.000	0.000
-1.00	-1.125	0.000	0.000	0.000
-0.75	-0.875	0.000	0.000	0.000
-0.50	-0.625	0.027	0.137	0.137
-0.25	-0.375	0.084	0.428	0.565
0.00	-0.125	0.180	0.917	1.482
0.25	0.125	0.432	2.200	3.682
0.50	0.375	0.871	4.436	8.117
0.75	0.625	1.834	9.340	17.457
1.00	0.875	4.989	25.406	42.863
1.25	1.125	4.460	22.712	65.575
1.50	1.375	3.586	18.261	83.837
1.75	1.625	1.790	9.115	92.952
2.00	1.875	0.848	4.318	97.270
2.25	2.125	0.266	1.355	98.625
2.50	2.375	0.077	0.392	99.017
2.75	2.625	0.038	0.194	99.211
3.00	2.875	0.039	0.199	99.409
3.25	3.125	0.037	0.188	99.598
3.50	3.375	0.031	0.158	99.756
3.75	3.625	0.024	0.122	99.878
4.00	3.875	0.010	0.051	99.929
5.00	4.500	0.014	0.071	100.000

Statistical Results			
Mean:	1.1019	phi	(0.4659 mm)
Standard Dev:	0.5003	phi-units	(0.707 mm)
Skewness:	0.6852	dimensionless	
Kurtosis:	7.0333	dimensionless	
5th Moment:	22.8044	dimensionless	
6th Moment:	151.8683	dimensionless	
RARD *	0.4540	dimensionless	
Median	0.9536	phi	(0.5164 mm)

* RARD = reciprocal absolute relative dispersion (see below)

Statistical Explanation	
Calculations based on the Method of Moments	
Skewness: 3rd Stand. Moment; Exact Gaussian = 0.0	
Kurtosis: 4th Stand. Moment; Exact Gaussian = 3.0	
For Further Explanation, See Basille et al. 2002	
Millimeter data calculated by $mm = 2^{(-\phi)}$	

Reciprocal Absolute Relative Dispersion (RARD) Scale	
< 0.5	Excellent homogeneity (e.g., beaches)
0.5 to 1.0	Good homogeneity
1.0 to 1.33	Fair homogeneity
> 1.33	Poor homogeneity (e.g., glacial)



PB-15-BB

