

Onshore Grab Sample

Sample: PB-14-BB
Sample Taken By: D. Phelps
Sample Collected On: 1/6/09
Splits? N/A

County: Palm Beach
Latitude: 26° 47' 14.4"
Longitude: 80° 01' 56.2"
Datum: WGS 84
Surf. Elev: N/A
Datum: N/A

Fine Data Summary

Total Sample Weight 65.82 grams
Total Fines in Sample 0.078 grams
Total Percent Fines 0.12 %

Dry Sieving Summary

Total Sample Weight 65.721 grams
Total Digested Weight 36.105 grams
Total Carbonate Weight 29.616 grams
Total Silica % 54.94 %
Total Carbonate % 45.06 %
Carbonate/Silica Ratio 0.820

General Comments:

None

Description

Worked By: M. Ladle

Pre-Digestion Grain Size Distribution

Onshore Grab Sample

Sample: PB-14-BB

Total Sample Mass: 65.721 grams

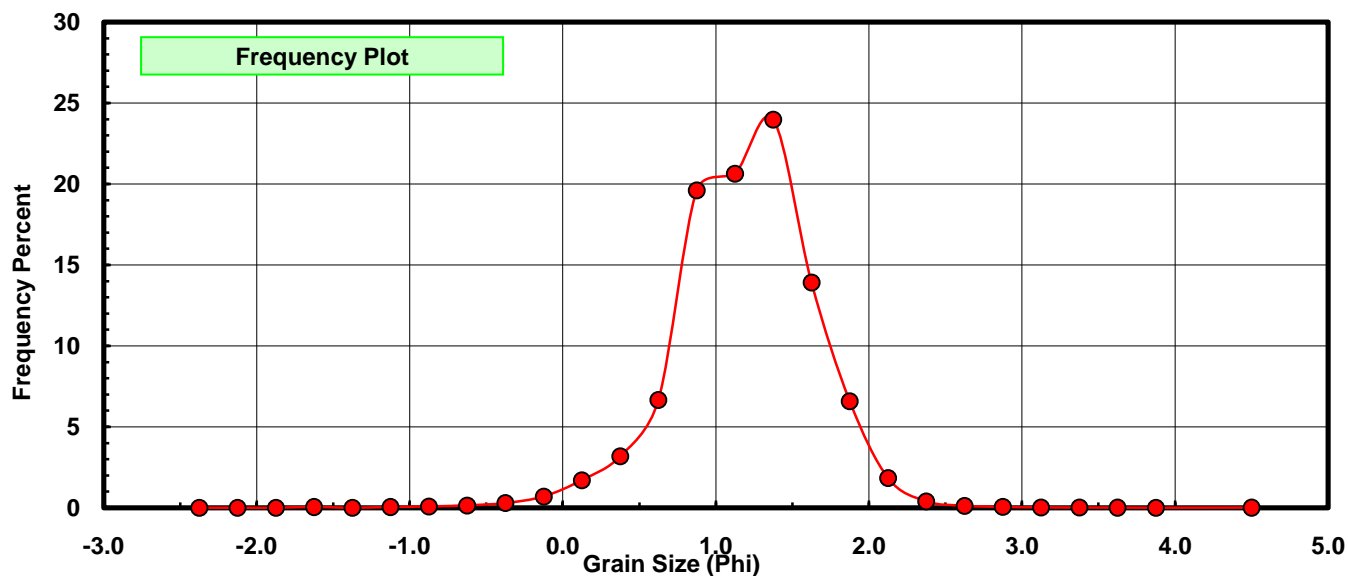
Sieve Size (phi)	Sieve Midpt (phi)	Weight (grams)	Freq Weight %	Cumulative Weight %
-2.25	-2.375	0.000	0.000	0.000
-2.00	-2.125	0.000	0.000	0.000
-1.75	-1.875	0.000	0.000	0.000
-1.50	-1.625	0.032	0.049	0.049
-1.25	-1.375	0.000	0.000	0.049
-1.00	-1.125	0.032	0.049	0.097
-0.75	-0.875	0.051	0.078	0.175
-0.50	-0.625	0.096	0.146	0.321
-0.25	-0.375	0.190	0.289	0.610
0.00	-0.125	0.459	0.698	1.309
0.25	0.125	1.121	1.706	3.014
0.50	0.375	2.087	3.176	6.190
0.75	0.625	4.375	6.657	12.847
1.00	0.875	12.888	19.610	32.457
1.25	1.125	13.557	20.628	53.085
1.50	1.375	15.757	23.976	77.061
1.75	1.625	9.141	13.909	90.969
2.00	1.875	4.319	6.572	97.541
2.25	2.125	1.206	1.835	99.376
2.50	2.375	0.261	0.397	99.773
2.75	2.625	0.081	0.123	99.897
3.00	2.875	0.033	0.050	99.947
3.25	3.125	0.014	0.021	99.968
3.50	3.375	0.008	0.012	99.980
3.75	3.625	0.006	0.009	99.989
4.00	3.875	0.001	0.002	99.991
5.00	4.50	0.006	0.009	100.000

Statistical Results			
Mean:	1.1883	phi	(0.4388 mm)
Standard Dev:	0.4615	phi-units	(0.7262 mm)
Skewness:	-0.4636	dimensionless	
Kurtosis:	5.1196	dimensionless	
5th Moment:	-7.8265	dimensionless	
6th Moment:	80.4726	dimensionless	
RARD *	0.3884	dimensionless	
Median	1.0876	phi	(0.4705 mm)

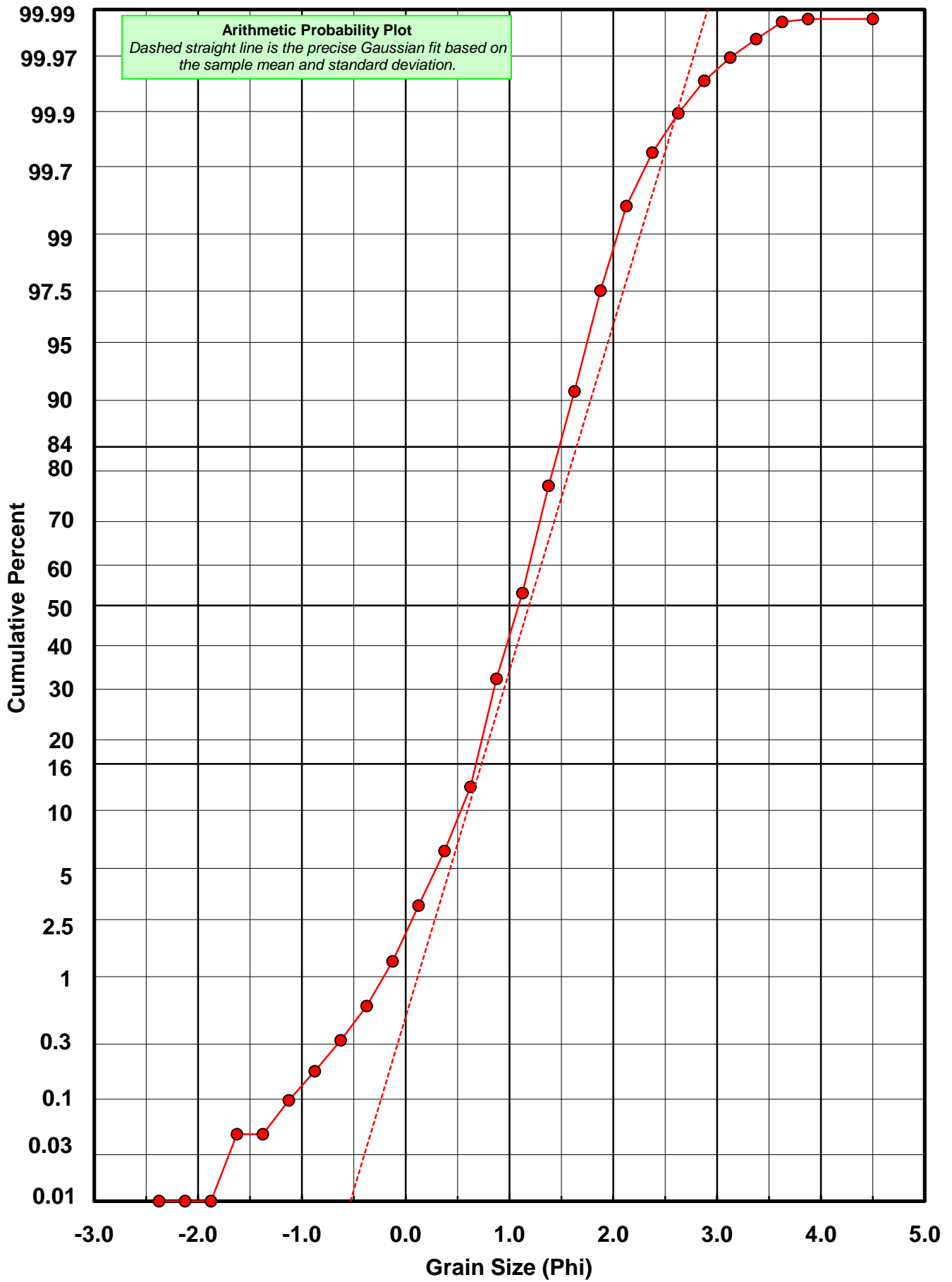
* RARD = reciprocal absolute relative dispersion (see below)

Statistical Explanation	
Calculations based on the Method of Moments	
Skewness: 3rd Stand. Moment; Exact Gaussian = 0.0	
Kurtosis: 4th Stand. Moment; Exact Gaussian = 3.0	
For Further Explanation, See Basille et al. 2002	
Millimeter data calculated by $mm = 2^{(-\phi)}$	

Reciprocal Absolute Relative Dispersion (RARD) Scale	
< 0.5	Excellent homogeneity (e.g., beaches)
0.5 to 1.0	Good homogeneity
1.0 to 1.33	Fair homogeneity
> 1.33	Poor homogeneity (e.g., glacial)



PB-14-BB



Carbonate Grain Size Distribution

Onshore Grab Sample

Sample: PB-14-BB

Total Carbonate Mass: 29.666 grams

% Carbonate: 45.1 %

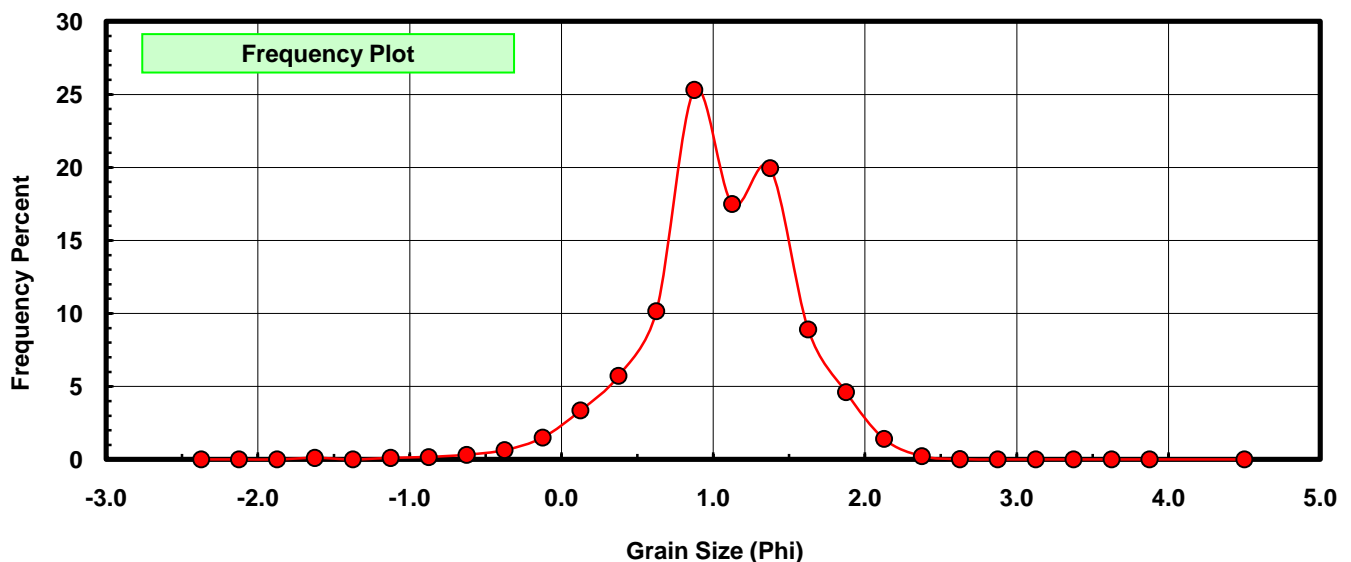
Sieve Size (phi)	Sieve Midpt (phi)	Weight (grams)	Freq Weight %	Cumulative Weight %
-2.25	-2.375	0.000	0.000	0.000
-2.00	-2.125	0.000	0.000	0.000
-1.75	-1.875	0.000	0.000	0.000
-1.50	-1.625	0.032	0.108	0.108
-1.25	-1.375	0.000	0.000	0.108
-1.00	-1.125	0.032	0.108	0.216
-0.75	-0.875	0.051	0.172	0.388
-0.50	-0.625	0.096	0.324	0.711
-0.25	-0.375	0.190	0.640	1.352
0.00	-0.125	0.443	1.493	2.845
0.25	0.125	0.995	3.354	6.199
0.50	0.375	1.697	5.720	11.919
0.75	0.625	3.011	10.150	22.069
1.00	0.875	7.508	25.308	47.377
1.25	1.125	5.191	17.498	64.876
1.50	1.375	5.918	19.949	84.824
1.75	1.625	2.645	8.916	93.740
2.00	1.875	1.366	4.605	98.345
2.25	2.125	0.418	1.409	99.754
2.50	2.375	0.067	0.226	99.980
2.75	2.625	0.006	0.020	100.000
3.00	2.875	0.000	0.000	100.000
3.25	3.125	0.000	0.000	100.000
3.50	3.375	0.000	0.000	100.000
3.75	3.625	0.000	0.000	100.000
4.00	3.875	0.000	0.000	100.000
5.00	4.500	0.000	0.000	100.000

Statistical Results			
Mean:	1.0380	phi	(0.487 mm)
Standard Dev:	0.5048	phi-units	(0.7048 mm)
Skewness:	-0.5882	dimensionless	
Kurtosis:	4.4615	dimensionless	
5th Moment:	-10.0835	dimensionless	
6th Moment:	51.2755	dimensionless	
RARD *	0.4863	dimensionless	
Median	0.9125	phi	(0.5313 mm)

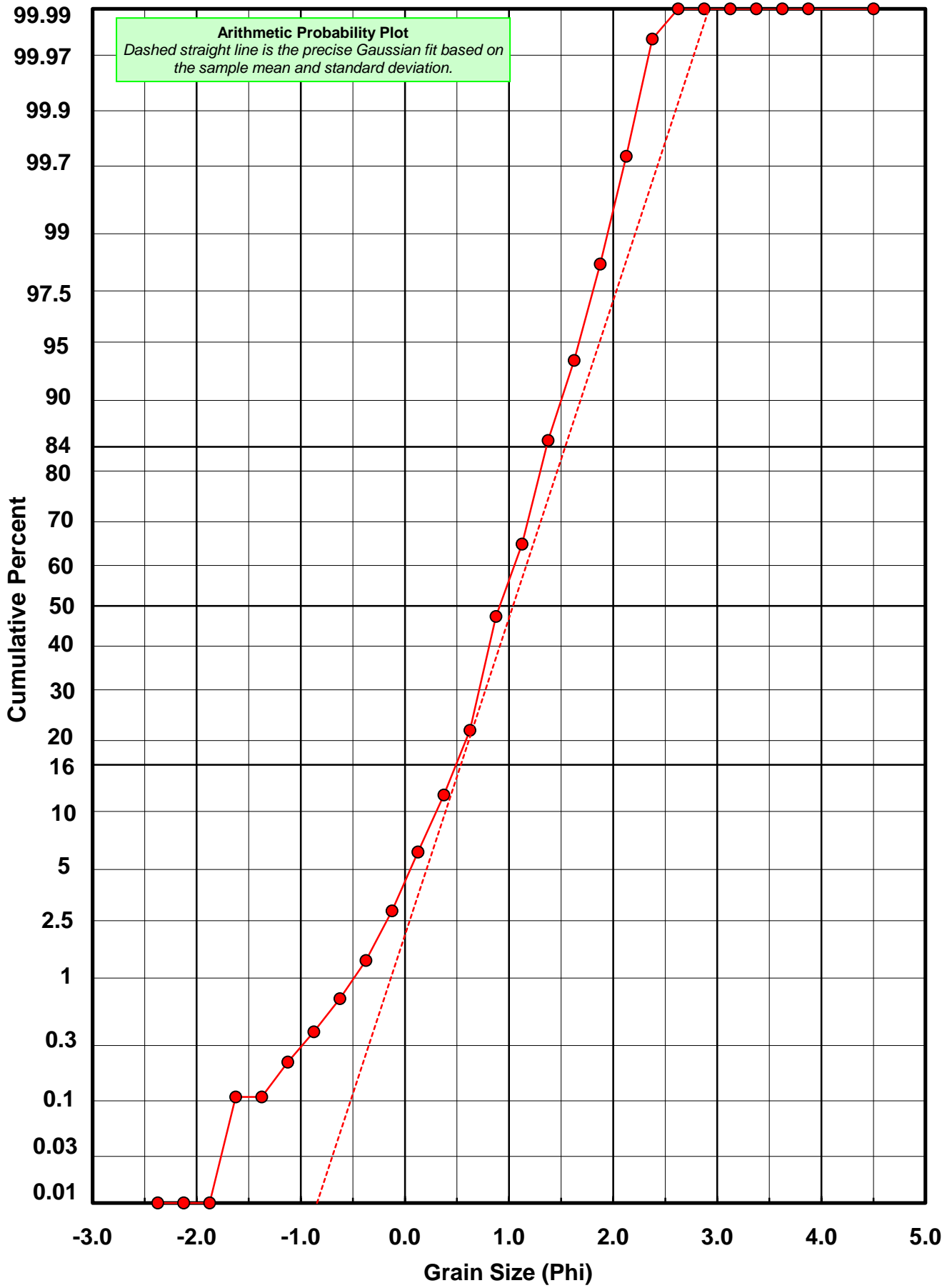
* RARD = reciprocal absolute relative dispersion (see below)

Statistical Explanation	
Calculations based on the Method of Moments	
Skewness: 3rd Stand. Moment; Exact Gaussian = 0.0	
Kurtosis: 4th Stand. Moment; Exact Gaussian = 3.0	
For Further Explanation, See Basille et al. 2002	
Millimeter data calculated by $mm = 2^{(-\phi)}$	

Reciprocal Absolute Relative Dispersion (RARD) Scale	
< 0.5	Excellent homogeneity (e.g., beaches)
0.5 to 1.0	Good homogeneity
1.0 to 1.33	Fair homogeneity
> 1.33	Poor homogeneity (e.g., glacial)



PB-14-BB



Post-Digestion Grain Size Distribution

Onshore Grab Sample

Sample: PB-14-BB

Total Digested Mass: 36.105 grams

% Silica: 54.9 %

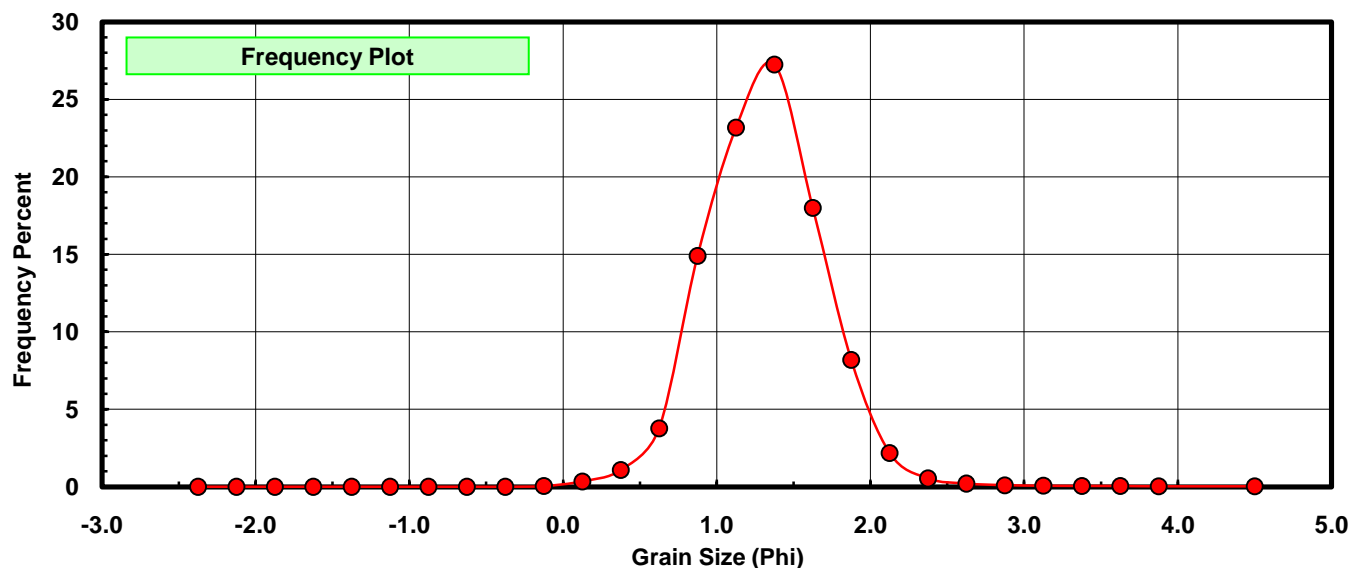
Sieve Size (phi)	Sieve Midpt (phi)	Weight (grams)	Freq Weight %	Cumulative Weight %
-2.25	-2.375	0.000	0.000	0.000
-2.00	-2.125	0.000	0.000	0.000
-1.75	-1.875	0.000	0.000	0.000
-1.50	-1.625	0.000	0.000	0.000
-1.25	-1.375	0.000	0.000	0.000
-1.00	-1.125	0.000	0.000	0.000
-0.75	-0.875	0.000	0.000	0.000
-0.50	-0.625	0.000	0.000	0.000
-0.25	-0.375	0.000	0.000	0.000
0.00	-0.125	0.016	0.044	0.044
0.25	0.125	0.126	0.349	0.393
0.50	0.375	0.390	1.080	1.473
0.75	0.625	1.364	3.778	5.251
1.00	0.875	5.380	14.901	20.152
1.25	1.125	8.366	23.171	43.324
1.50	1.375	9.839	27.251	70.575
1.75	1.625	6.496	17.992	88.567
2.00	1.875	2.953	8.179	96.746
2.25	2.125	0.788	2.183	98.928
2.50	2.375	0.194	0.537	99.465
2.75	2.625	0.075	0.208	99.673
3.00	2.875	0.037	0.102	99.776
3.25	3.125	0.024	0.066	99.842
3.50	3.375	0.019	0.053	99.895
3.75	3.625	0.018	0.050	99.945
4.00	3.875	0.010	0.028	99.972
5.00	4.500	0.010	0.028	100.000

Statistical Results			
Mean:	1.3150	phi	(0.4019 mm)
Standard Dev:	0.3962	phi-units	(0.7599 mm)
Skewness:	0.5247	dimensionless	
Kurtosis:	5.8869	dimensionless	
5th Moment:	20.6766	dimensionless	
6th Moment:	152.7491	dimensionless	
RARD *	0.3013	dimensionless	
Median	1.1862	phi	(0.4394 mm)

* RARD = reciprocal absolute relative dispersion (see below)

Statistical Explanation	
Calculations based on the Method of Moments	
Skewness: 3rd Stand. Moment; Exact Gaussian = 0.0	
Kurtosis: 4th Stand. Moment; Exact Gaussian = 3.0	
For Further Explanation, See Basille et al. 2002	
Millimeter data calculated by $mm = 2^{(-\phi)}$	

Reciprocal Absolute Relative Dispersion (RARD) Scale	
< 0.5	Excellent homogeneity (e.g., beaches)
0.5 to 1.0	Good homogeneity
1.0 to 1.33	Fair homogeneity
> 1.33	Poor homogeneity (e.g., glacial)



PB-14-BB

