

Onshore Grab Sample

Sample: PB-11-BB
Sample Taken By: D. Phelps
Sample Collected On: 1/6/09
Splits? N/A

County: Palm Beach
Latitude: 26° 49' 43.9"
Longitude: 80° 02' 22.3"
Datum: WGS 84
Surf. Elev: N/A
Datum: N/A

Fine Data Summary

Total Sample Weight 64.714 grams
Total Fines in Sample 0.048 grams
Total Percent Fines 0.07 %

Dry Sieving Summary

Total Sample Weight 64.622 grams
Total Digested Weight 32.918 grams
Total Carbonate Weight 31.704 grams
Total Silica % 50.94 %
Total Carbonate % 49.06 %
Carbonate/Silica Ratio 0.963

General Comments:

None

Description

Worked By: M. Ladle

Pre-Digestion Grain Size Distribution

Onshore Grab Sample

Sample: PB-11-BB

Total Sample Mass: 64.622 grams

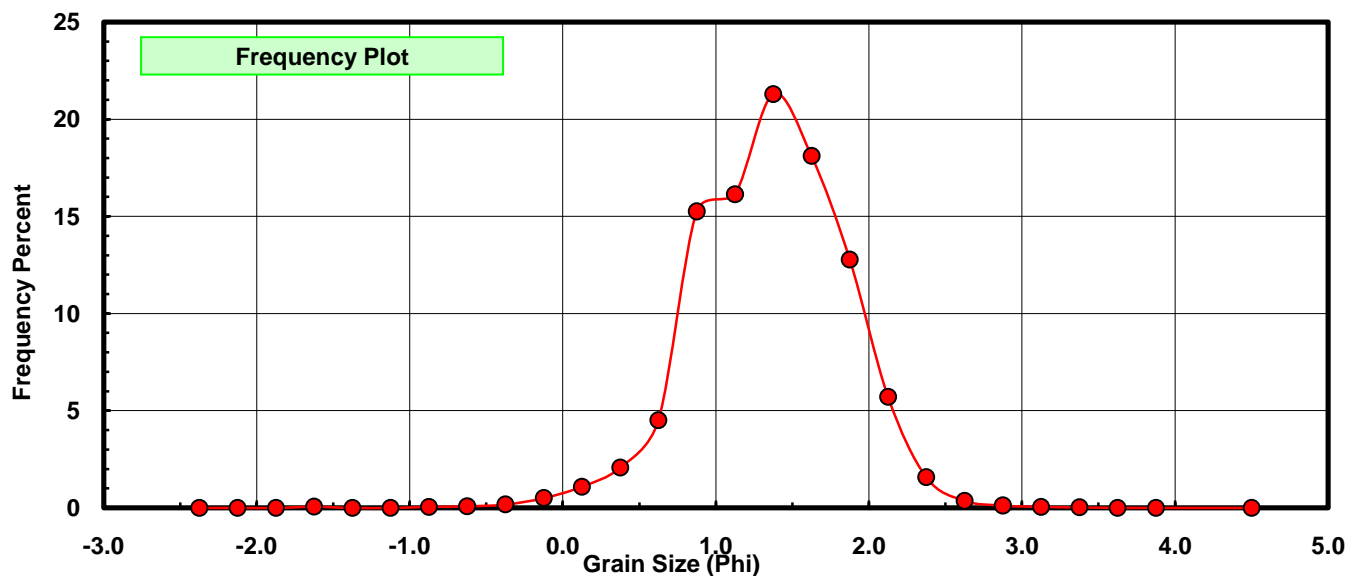
Sieve Size (phi)	Sieve Midpt (phi)	Weight (grams)	Freq Weight %	Cumulative Weight %
-2.25	-2.375	0.000	0.000	0.000
-2.00	-2.125	0.000	0.000	0.000
-1.75	-1.875	0.000	0.000	0.000
-1.50	-1.625	0.039	0.060	0.060
-1.25	-1.375	0.000	0.000	0.060
-1.00	-1.125	0.000	0.000	0.060
-0.75	-0.875	0.034	0.053	0.113
-0.50	-0.625	0.054	0.084	0.197
-0.25	-0.375	0.112	0.173	0.370
0.00	-0.125	0.325	0.503	0.873
0.25	0.125	0.705	1.091	1.964
0.50	0.375	1.340	2.074	4.037
0.75	0.625	2.918	4.515	8.553
1.00	0.875	9.860	15.258	23.811
1.25	1.125	10.426	16.134	39.945
1.50	1.375	13.762	21.296	61.241
1.75	1.625	11.702	18.108	79.349
2.00	1.875	8.259	12.780	92.130
2.25	2.125	3.693	5.715	97.844
2.50	2.375	1.019	1.577	99.421
2.75	2.625	0.237	0.367	99.788
3.00	2.875	0.079	0.122	99.910
3.25	3.125	0.036	0.056	99.966
3.50	3.375	0.017	0.026	99.992
3.75	3.625	0.004	0.006	99.998
4.00	3.875	0.001	0.002	100.000
5.00	4.50	0.000	0.000	100.000

Statistical Results			
Mean:	1.3508	phi	(0.3921 mm)
Standard Dev:	0.4955	phi-units	(0.7093 mm)
Skewness:	-0.3703	dimensionless	
Kurtosis:	4.2707	dimensionless	
5th Moment:	-7.9050	dimensionless	
6th Moment:	55.3257	dimensionless	
RARD *	0.3668	dimensionless	
Median	1.2430	phi	(0.4225 mm)

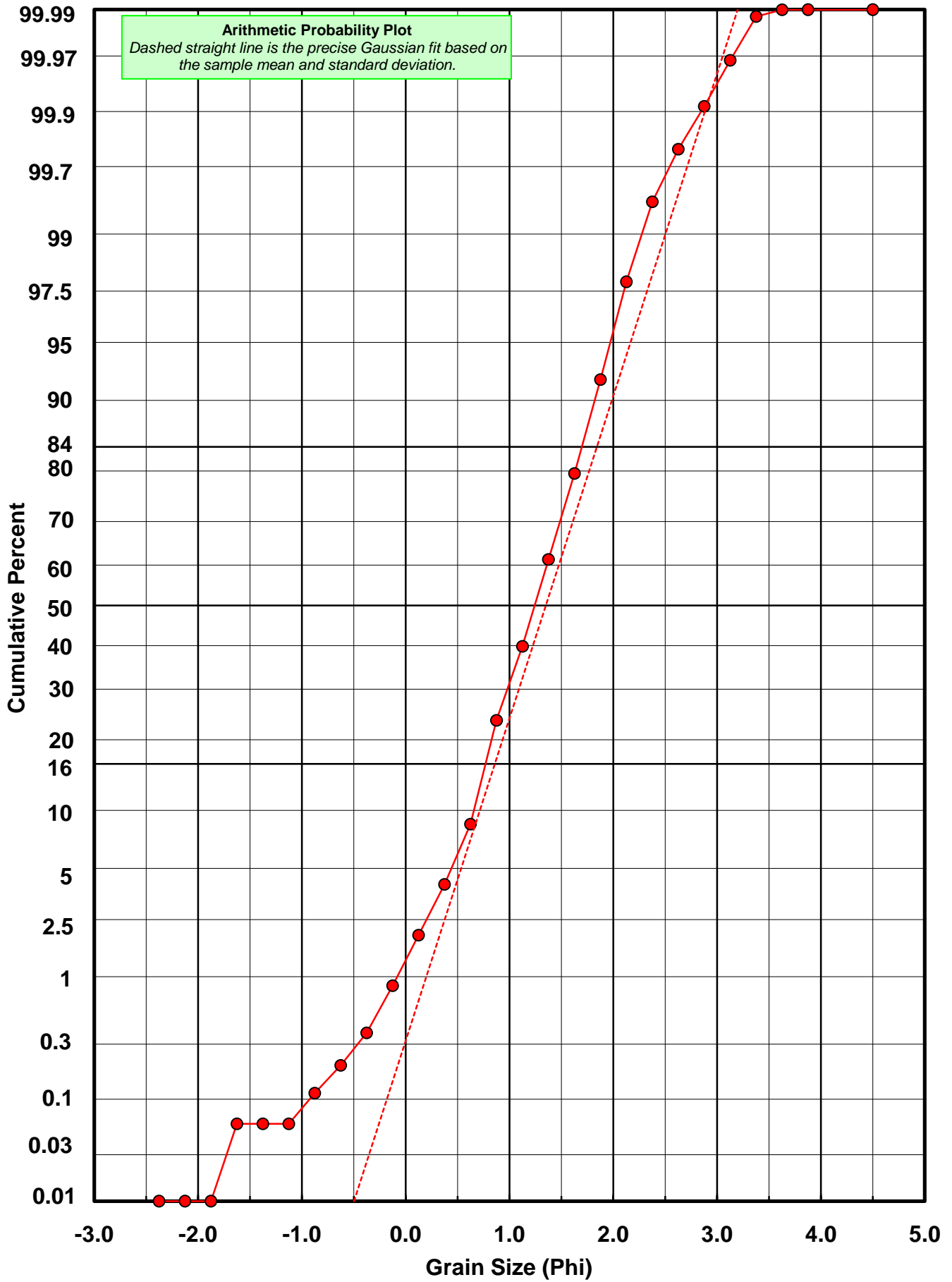
* RARD = reciprocal absolute relative dispersion (see below)

Statistical Explanation	
Calculations based on the Method of Moments	
Skewness: 3rd Stand. Moment; Exact Gaussian = 0.0	
Kurtosis: 4th Stand. Moment; Exact Gaussian = 3.0	
For Further Explanation, See Basille et al. 2002	
Millimeter data calculated by $mm = 2^{(-\phi)}$	

Reciprocal Absolute Relative Dispersion (RARD) Scale	
< 0.5	Excellent homogeneity (e.g., beaches)
0.5 to 1.0	Good homogeneity
1.0 to 1.33	Fair homogeneity
> 1.33	Poor homogeneity (e.g., glacial)



PB-11-BB



Carbonate Grain Size Distribution

Onshore Grab Sample

Sample: PB-11-BB

Total Carbonate Mass: 31.799 grams

% Carbonate: 49.1 %

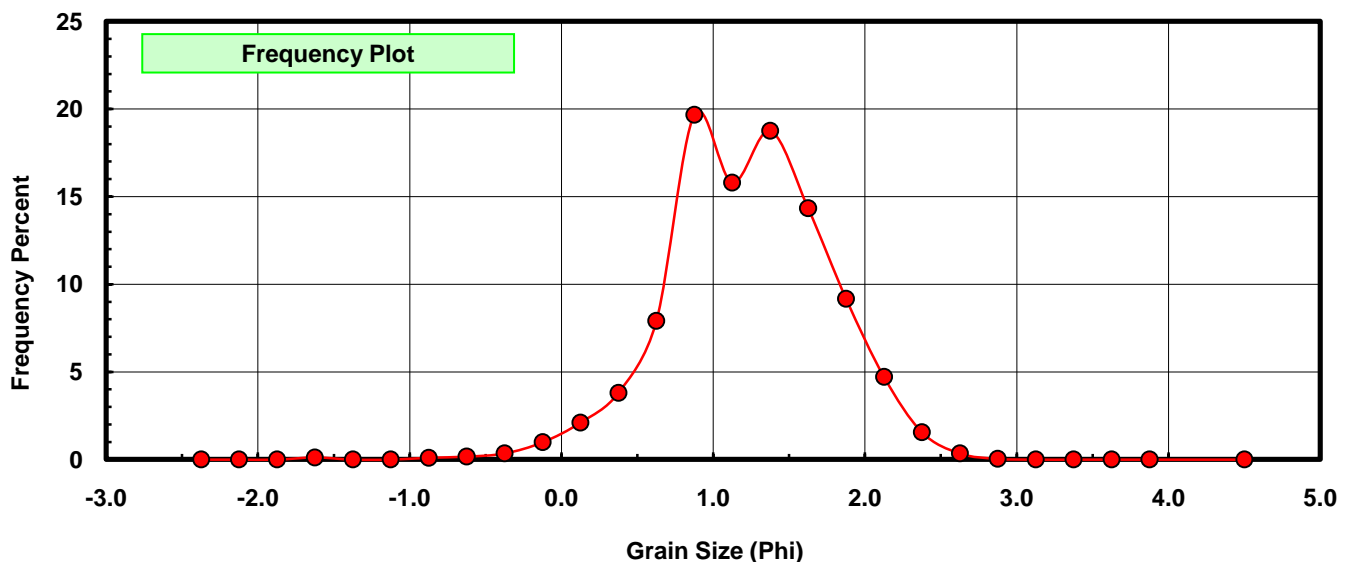
Sieve Size (phi)	Sieve Midpt (phi)	Weight (grams)	Freq Weight %	Cumulative Weight %
-2.25	-2.375	0.000	0.000	0.000
-2.00	-2.125	0.000	0.000	0.000
-1.75	-1.875	0.000	0.000	0.000
-1.50	-1.625	0.039	0.123	0.123
-1.25	-1.375	0.000	0.000	0.123
-1.00	-1.125	0.000	0.000	0.123
-0.75	-0.875	0.034	0.107	0.230
-0.50	-0.625	0.054	0.170	0.399
-0.25	-0.375	0.112	0.352	0.752
0.00	-0.125	0.314	0.987	1.739
0.25	0.125	0.671	2.110	3.849
0.50	0.375	1.213	3.815	7.664
0.75	0.625	2.515	7.909	15.573
1.00	0.875	6.257	19.677	35.250
1.25	1.125	5.025	15.802	51.052
1.50	1.375	5.964	18.755	69.807
1.75	1.625	4.560	14.340	84.147
2.00	1.875	2.919	9.180	93.327
2.25	2.125	1.500	4.717	98.044
2.50	2.375	0.497	1.563	99.607
2.75	2.625	0.111	0.349	99.956
3.00	2.875	0.014	0.044	100.000
3.25	3.125	0.000	0.000	100.000
3.50	3.375	0.000	0.000	100.000
3.75	3.625	0.000	0.000	100.000
4.00	3.875	0.000	0.000	100.000
5.00	4.500	0.000	0.000	100.000

Statistical Results			
Mean:	1.2206	phi	(0.4291 mm)
Standard Dev:	0.5449	phi-units	(0.6854 mm)
Skewness:	-0.3600	dimensionless	
Kurtosis:	3.9297	dimensionless	
5th Moment:	-7.4651	dimensionless	
6th Moment:	42.8392	dimensionless	
RARD *	0.4464	dimensionless	
Median	1.1084	phi	(0.4638 mm)

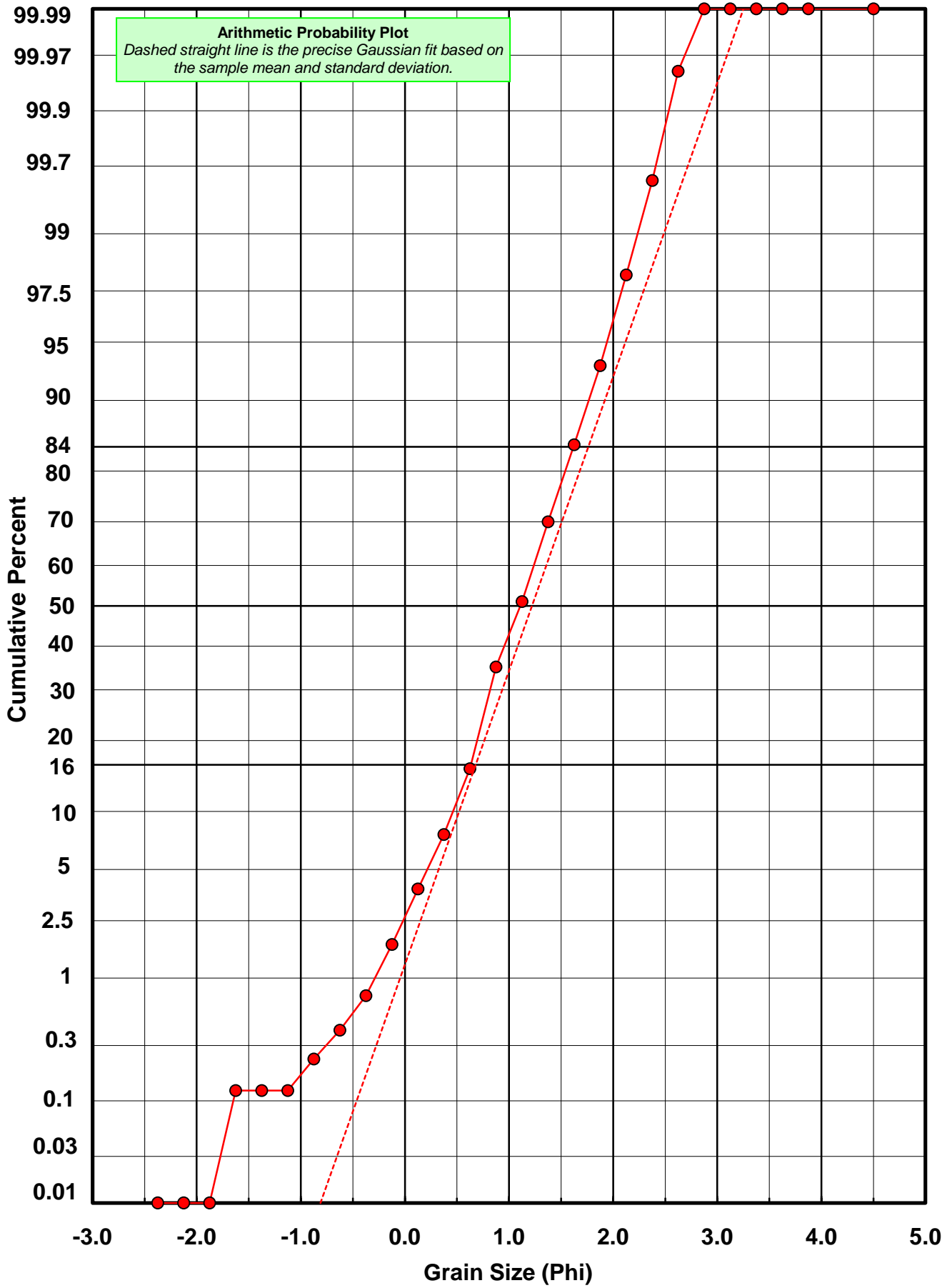
* RARD = reciprocal absolute relative dispersion (see below)

Statistical Explanation	
Calculations based on the Method of Moments	
Skewness: 3rd Stand. Moment; Exact Gaussian = 0.0	
Kurtosis: 4th Stand. Moment; Exact Gaussian = 3.0	
For Further Explanation, See Basille et al. 2002	
Millimeter data calculated by $mm = 2^{(-phi)}$	

Reciprocal Absolute Relative Dispersion (RARD) Scale	
< 0.5	Excellent homogeneity (e.g., beaches)
0.5 to 1.0	Good homogeneity
1.0 to 1.33	Fair homogeneity
> 1.33	Poor homogeneity (e.g., glacial)



PB-11-BB



Post-Digestion Grain Size Distribution

Onshore Grab Sample

Sample: PB-11-BB

Total Digested Mass: 32.918 grams

% Silica: 50.9 %

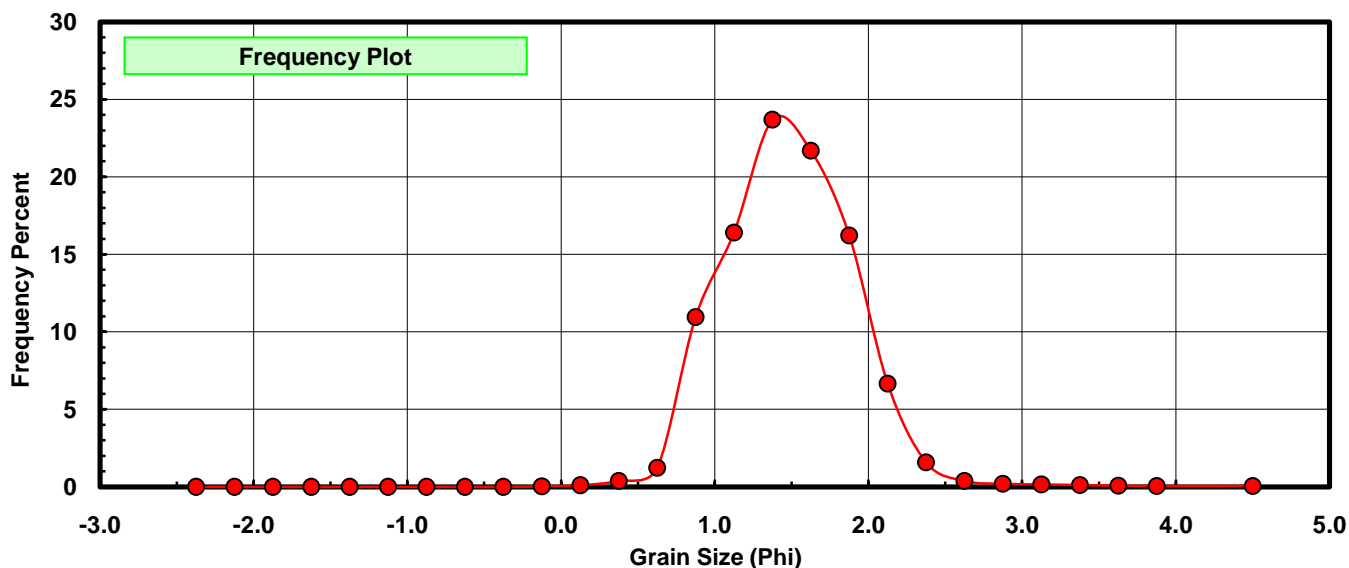
Sieve Size (phi)	Sieve Midpt (phi)	Weight (grams)	Freq Weight %	Cumulative Weight %
-2.25	-2.375	0.000	0.000	0.000
-2.00	-2.125	0.000	0.000	0.000
-1.75	-1.875	0.000	0.000	0.000
-1.50	-1.625	0.000	0.000	0.000
-1.25	-1.375	0.000	0.000	0.000
-1.00	-1.125	0.000	0.000	0.000
-0.75	-0.875	0.000	0.000	0.000
-0.50	-0.625	0.000	0.000	0.000
-0.25	-0.375	0.000	0.000	0.000
0.00	-0.125	0.011	0.033	0.033
0.25	0.125	0.034	0.103	0.137
0.50	0.375	0.127	0.386	0.523
0.75	0.625	0.403	1.224	1.747
1.00	0.875	3.603	10.945	12.692
1.25	1.125	5.401	16.407	29.100
1.50	1.375	7.798	23.689	52.789
1.75	1.625	7.142	21.696	74.485
2.00	1.875	5.340	16.222	90.707
2.25	2.125	2.193	6.662	97.369
2.50	2.375	0.522	1.586	98.955
2.75	2.625	0.126	0.383	99.338
3.00	2.875	0.065	0.197	99.535
3.25	3.125	0.052	0.158	99.693
3.50	3.375	0.039	0.118	99.812
3.75	3.625	0.026	0.079	99.891
4.00	3.875	0.018	0.055	99.945
5.00	4.500	0.018	0.055	100.000

Statistical Results			
Mean:	1.4833	phi	(0.3577 mm)
Standard Dev:	0.4299	phi-units	(0.7423 mm)
Skewness:	0.5974	dimensionless	
Kurtosis:	5.4810	dimensionless	
5th Moment:	18.7769	dimensionless	
6th Moment:	121.2513	dimensionless	
RARD *	0.2898	dimensionless	
Median	1.3456	phi	(0.3935 mm)

* RARD = reciprocal absolute relative dispersion (see below)

Statistical Explanation	
Calculations based on the Method of Moments	
Skewness: 3rd Stand. Moment; Exact Gaussian = 0.0	
Kurtosis: 4th Stand. Moment; Exact Gaussian = 3.0	
For Further Explanation, See Basille et al. 2002	
Millimeter data calculated by $mm = 2^{(-\phi)}$	

Reciprocal Absolute Relative Dispersion (RARD) Scale	
< 0.5	Excellent homogeneity (e.g., beaches)
0.5 to 1.0	Good homogeneity
1.0 to 1.33	Fair homogeneity
> 1.33	Poor homogeneity (e.g., glacial)



PB-11-BB

