

Onshore Grab Sample

Sample: PB-10-BB
Sample Taken By: D. Phelps
Sample Collected On: 1/6/09
Splits? N/A

County: Palm Beach
Latitude: 26° 50' 27.7"
Longitude: 80° 02' 33.2"
Datum: WGS 84
Surf. Elev: N/A
Datum: N/A

Fine Data Summary

Total Sample Weight 59.879 grams
Total Fines in Sample 0.088 grams
Total Percent Fines 0.15 %

Dry Sieving Summary

Total Sample Weight 59.711 grams
Total Digested Weight 30.099 grams
Total Carbonate Weight 29.612 grams
Total Silica % 50.41 %
Total Carbonate % 49.59 %
Carbonate/Silica Ratio 0.984

General Comments:

None

Description

Worked By: M. Ladle

Pre-Digestion Grain Size Distribution

Onshore Grab Sample

Sample: PB-10-BB

Total Sample Mass: 59.711 grams

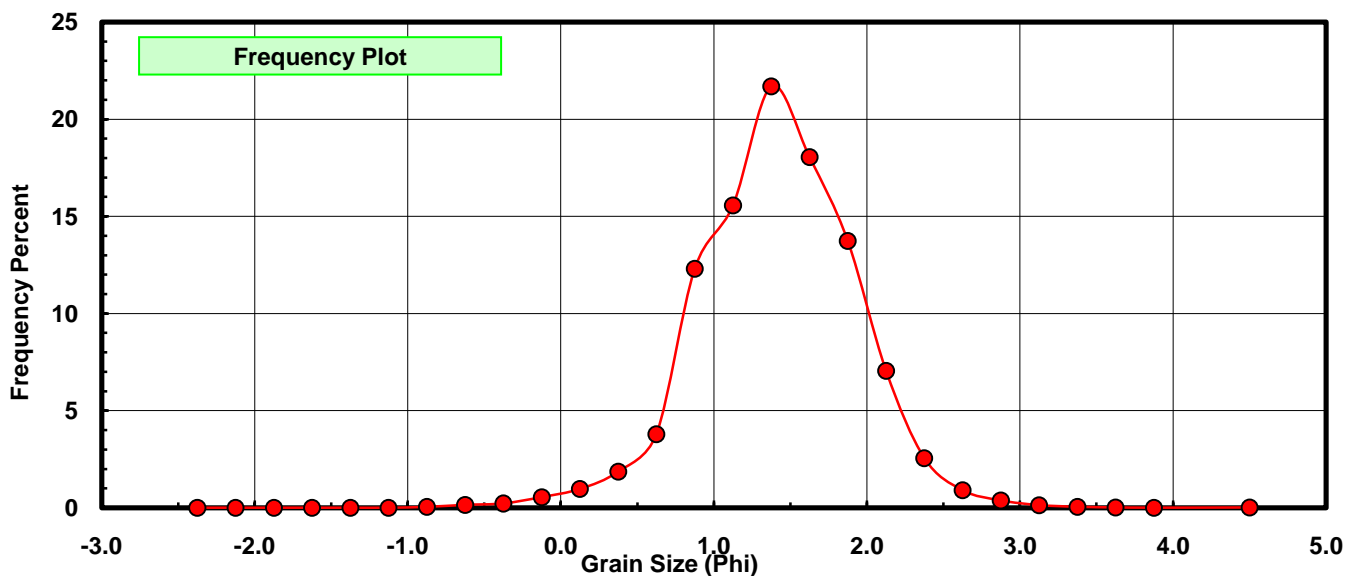
Sieve Size (phi)	Sieve Midpt (phi)	Weight (grams)	Freq Weight %	Cumulative Weight %
-2.25	-2.375	0.000	0.000	0.000
-2.00	-2.125	0.000	0.000	0.000
-1.75	-1.875	0.000	0.000	0.000
-1.50	-1.625	0.000	0.000	0.000
-1.25	-1.375	0.000	0.000	0.000
-1.00	-1.125	0.000	0.000	0.000
-0.75	-0.875	0.026	0.044	0.044
-0.50	-0.625	0.088	0.147	0.191
-0.25	-0.375	0.132	0.221	0.412
0.00	-0.125	0.326	0.546	0.958
0.25	0.125	0.576	0.965	1.923
0.50	0.375	1.110	1.859	3.782
0.75	0.625	2.263	3.790	7.571
1.00	0.875	7.344	12.299	19.871
1.25	1.125	9.290	15.558	35.429
1.50	1.375	12.949	21.686	57.115
1.75	1.625	10.780	18.054	75.169
2.00	1.875	8.201	13.734	88.903
2.25	2.125	4.209	7.049	95.952
2.50	2.375	1.528	2.559	98.511
2.75	2.625	0.538	0.901	99.412
3.00	2.875	0.224	0.375	99.787
3.25	3.125	0.081	0.136	99.923
3.50	3.375	0.029	0.049	99.972
3.75	3.625	0.009	0.015	99.987
4.00	3.875	0.001	0.002	99.988
5.00	4.50	0.007	0.012	100.000

Statistical Results			
Mean:	1.4128	phi	(0.3756 mm)
Standard Dev:	0.5169	phi-units	(0.6989 mm)
Skewness:	-0.1900	dimensionless	
Kurtosis:	4.0125	dimensionless	
5th Moment:	-2.1554	dimensionless	
6th Moment:	35.8822	dimensionless	
RARD *	0.3658	dimensionless	
Median	1.2930	phi	(0.4081 mm)

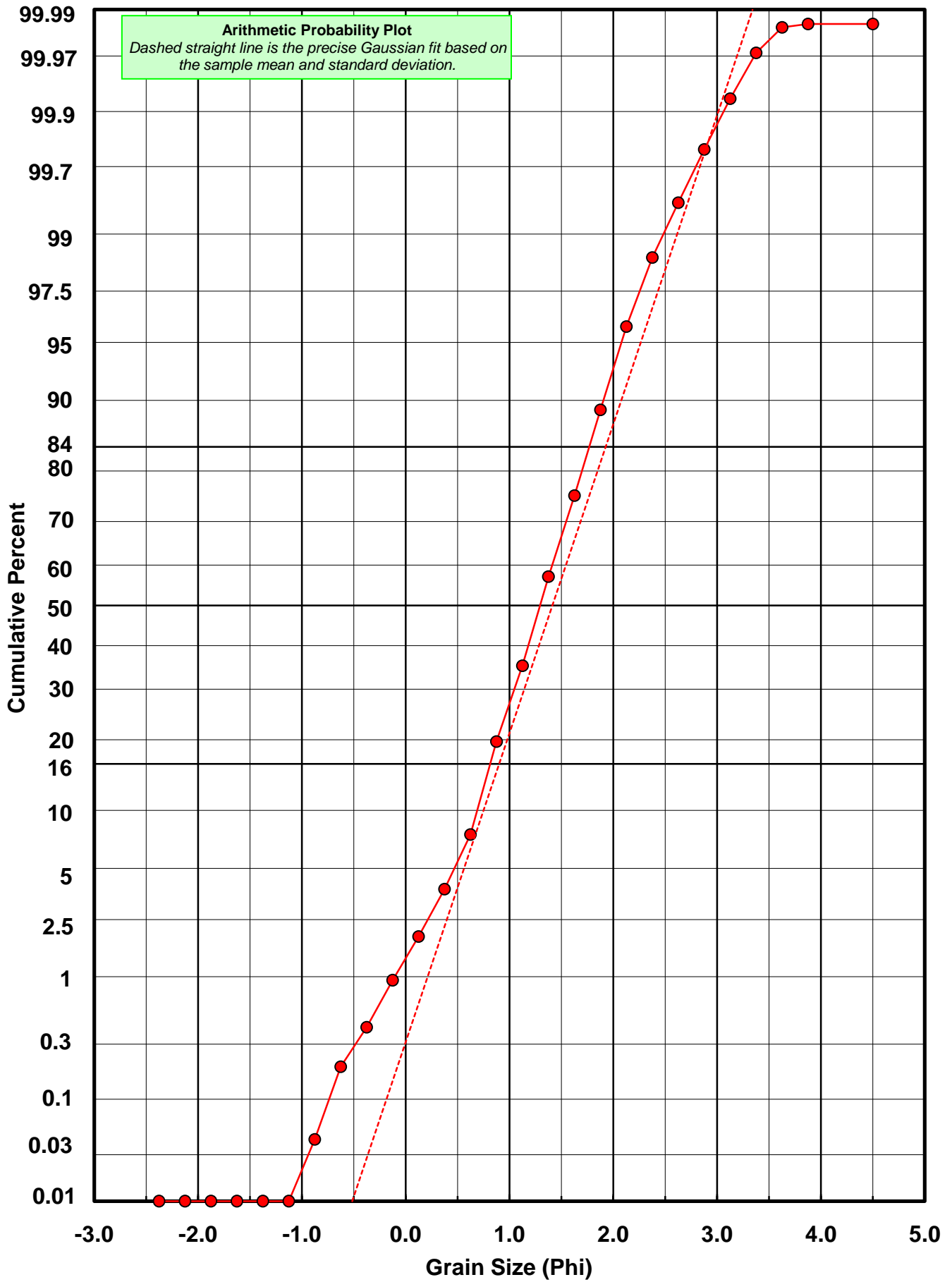
* RARD = reciprocal absolute relative dispersion (see below)

Statistical Explanation	
Calculations based on the Method of Moments	
Skewness: 3rd Stand. Moment; Exact Gaussian = 0.0	
Kurtosis: 4th Stand. Moment; Exact Gaussian = 3.0	
For Further Explanation, See Basille et al. 2002	
Millimeter data calculated by $mm = 2^{(-\phi)}$	

Reciprocal Absolute Relative Dispersion (RARD) Scale	
< 0.5	Excellent homogeneity (e.g., beaches)
0.5 to 1.0	Good homogeneity
1.0 to 1.33	Fair homogeneity
> 1.33	Poor homogeneity (e.g., glacial)



PB-10-BB



Carbonate Grain Size Distribution

Onshore Grab Sample

Sample: PB-10-BB

Total Carbonate Mass: 29.689 grams

% Carbonate: 49.6 %

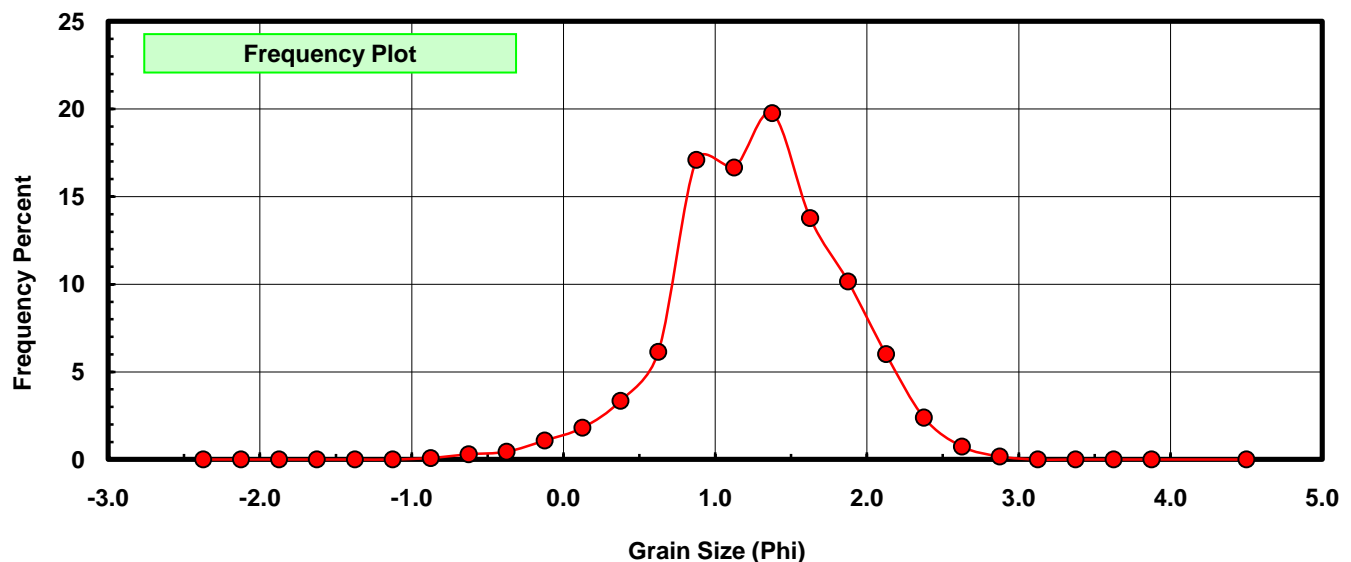
Sieve Size (phi)	Sieve Midpt (phi)	Weight (grams)	Freq Weight %	Cumulative Weight %
-2.25	-2.375	0.000	0.000	0.000
-2.00	-2.125	0.000	0.000	0.000
-1.75	-1.875	0.000	0.000	0.000
-1.50	-1.625	0.000	0.000	0.000
-1.25	-1.375	0.000	0.000	0.000
-1.00	-1.125	0.000	0.000	0.000
-0.75	-0.875	0.026	0.088	0.088
-0.50	-0.625	0.088	0.296	0.384
-0.25	-0.375	0.132	0.445	0.829
0.00	-0.125	0.321	1.081	1.910
0.25	0.125	0.538	1.812	3.722
0.50	0.375	0.994	3.348	7.070
0.75	0.625	1.825	6.147	13.217
1.00	0.875	5.076	17.097	30.314
1.25	1.125	4.949	16.669	46.984
1.50	1.375	5.867	19.762	66.745
1.75	1.625	4.090	13.776	80.521
2.00	1.875	3.017	10.162	90.683
2.25	2.125	1.785	6.012	96.696
2.50	2.375	0.710	2.391	99.087
2.75	2.625	0.220	0.741	99.828
3.00	2.875	0.051	0.172	100.000
3.25	3.125	0.000	0.000	100.000
3.50	3.375	0.000	0.000	100.000
3.75	3.625	0.000	0.000	100.000
4.00	3.875	0.000	0.000	100.000
5.00	4.500	0.000	0.000	100.000

Statistical Results			
Mean:	1.2798	phi	(0.4119 mm)
Standard Dev:	0.5589	phi-units	(0.6788 mm)
Skewness:	-0.2448	dimensionless	
Kurtosis:	3.3843	dimensionless	
5th Moment:	-3.2979	dimensionless	
6th Moment:	20.7261	dimensionless	
RARD *	0.4367	dimensionless	
Median	1.1632	phi	(0.4465 mm)

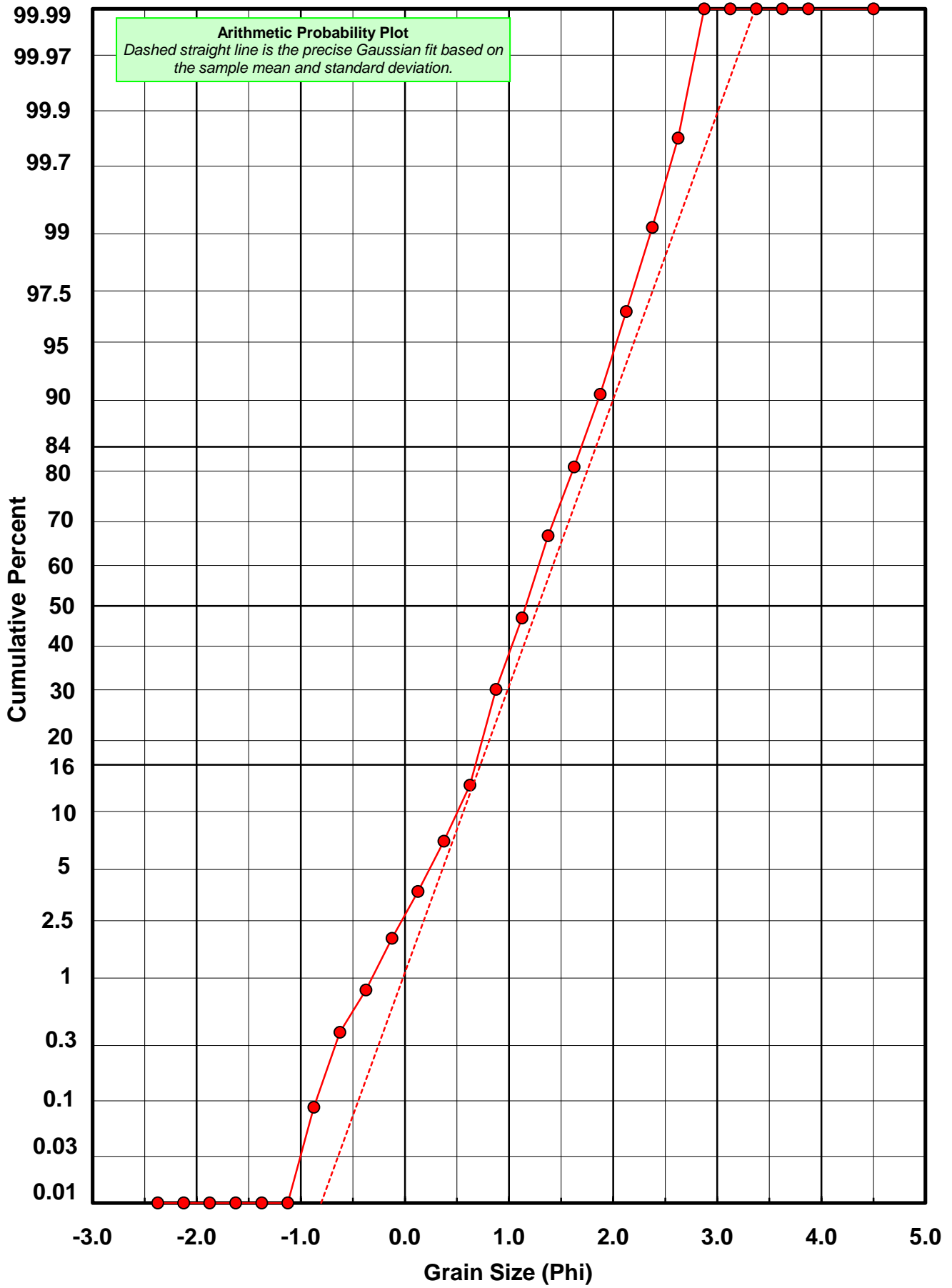
* RARD = reciprocal absolute relative dispersion (see below)

Statistical Explanation	
Calculations based on the Method of Moments	
Skewness: 3rd Stand. Moment; Exact Gaussian = 0.0	
Kurtosis: 4th Stand. Moment; Exact Gaussian = 3.0	
For Further Explanation, See Basille et al. 2002	
Millimeter data calculated by $mm = 2^{(-\phi)}$	

Reciprocal Absolute Relative Dispersion (RARD) Scale	
< 0.5	Excellent homogeneity (e.g., beaches)
0.5 to 1.0	Good homogeneity
1.0 to 1.33	Fair homogeneity
> 1.33	Poor homogeneity (e.g., glacial)



PB-10-BB



Post-Digestion Grain Size Distribution

Onshore Grab Sample

Sample: PB-10-BB

Total Digested Mass: 30.099 grams

% Silica: 50.4 %

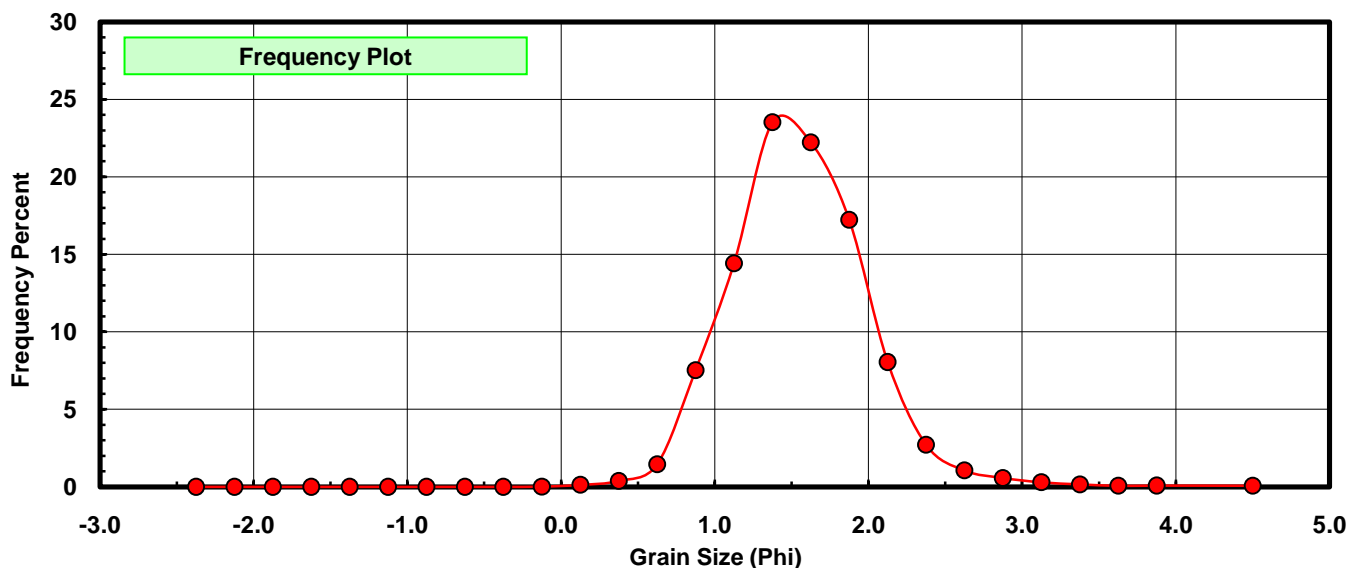
Sieve Size (phi)	Sieve Midpt (phi)	Weight (grams)	Freq Weight %	Cumulative Weight %
-2.25	-2.375	0.000	0.000	0.000
-2.00	-2.125	0.000	0.000	0.000
-1.75	-1.875	0.000	0.000	0.000
-1.50	-1.625	0.000	0.000	0.000
-1.25	-1.375	0.000	0.000	0.000
-1.00	-1.125	0.000	0.000	0.000
-0.75	-0.875	0.000	0.000	0.000
-0.50	-0.625	0.000	0.000	0.000
-0.25	-0.375	0.000	0.000	0.000
0.00	-0.125	0.005	0.017	0.017
0.25	0.125	0.038	0.126	0.143
0.50	0.375	0.116	0.385	0.528
0.75	0.625	0.438	1.455	1.983
1.00	0.875	2.268	7.535	9.519
1.25	1.125	4.341	14.422	23.941
1.50	1.375	7.082	23.529	47.470
1.75	1.625	6.690	22.227	69.697
2.00	1.875	5.184	17.223	86.920
2.25	2.125	2.424	8.053	94.973
2.50	2.375	0.818	2.718	97.691
2.75	2.625	0.318	1.057	98.747
3.00	2.875	0.173	0.575	99.322
3.25	3.125	0.088	0.292	99.615
3.50	3.375	0.049	0.163	99.777
3.75	3.625	0.020	0.066	99.844
4.00	3.875	0.025	0.083	99.927
5.00	4.500	0.022	0.073	100.000

Statistical Results			
Mean:	1.5500	phi	(0.3415 mm)
Standard Dev:	0.4567	phi-units	(0.7287 mm)
Skewness:	0.6714	dimensionless	
Kurtosis:	5.4266	dimensionless	
5th Moment:	16.6924	dimensionless	
6th Moment:	99.3321	dimensionless	
RARD *	0.2946	dimensionless	
Median	1.4035	phi	(0.378 mm)

* RARD = reciprocal absolute relative dispersion (see below)

Statistical Explanation	
Calculations based on the Method of Moments	
Skewness: 3rd Stand. Moment; Exact Gaussian = 0.0	
Kurtosis: 4th Stand. Moment; Exact Gaussian = 3.0	
For Further Explanation, See Basille et al. 2002	
Millimeter data calculated by $mm = 2^{(-\phi)}$	

Reciprocal Absolute Relative Dispersion (RARD) Scale	
< 0.5	Excellent homogeneity (e.g., beaches)
0.5 to 1.0	Good homogeneity
1.0 to 1.33	Fair homogeneity
> 1.33	Poor homogeneity (e.g., glacial)



PB-10-BB

