

## **Onshore Grab Sample**

**Sample:** PB-08-BB  
**Sample Taken By:** D. Phelps  
**Sample Collected On:** 1/6/09  
**Splits?** N/A

**County:** Palm Beach  
**Latitude:** 26° 52' 6.7"  
**Longitude:** 80° 02' 55.8"  
**Datum:** WGS 84  
**Surf. Elev:** N/A  
**Datum:** N/A

### **Fine Data Summary**

Total Sample Weight	66.374 grams
Total Fines in Sample	1.069 grams
Total Percent Fines	1.59 %

### **Dry Sieving Summary**

Total Sample Weight	66.237 grams
Total Digested Weight	29.678 grams
Total Carbonate Weight	36.559 grams
Total Silica %	44.81 %
Total Carbonate %	55.19 %
Carbonate/Silica Ratio	1.232

### **General Comments:**

None

### **Description**

Worked By: M. Ladle

# Pre-Digestion Grain Size Distribution

Onshore Grab Sample

Sample: PB-08-BB

Total Sample Mass: 66.237 grams

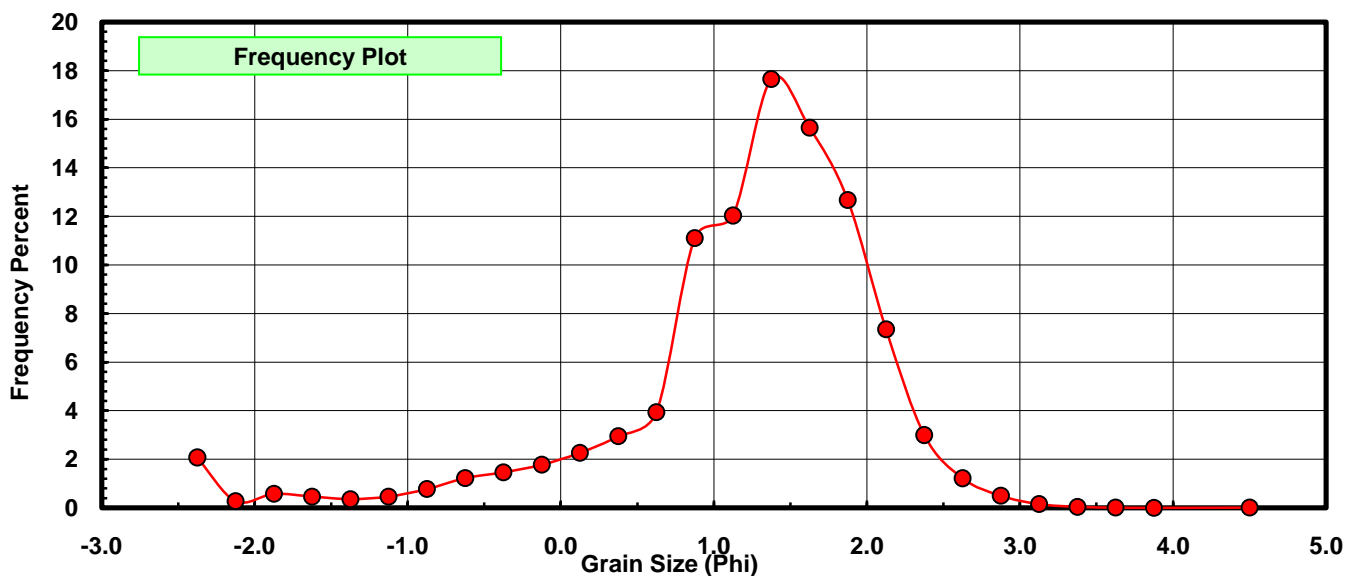
Sieve Size (phi)	Sieve Midpt (phi)	Weight (grams)	Freq Weight %	Cumulative Weight %
-2.25	-2.375	1.374	2.074	2.074
-2.00	-2.125	0.185	0.279	2.354
-1.75	-1.875	0.382	0.577	2.930
-1.50	-1.625	0.309	0.467	3.397
-1.25	-1.375	0.239	0.361	3.758
-1.00	-1.125	0.308	0.465	4.223
-0.75	-0.875	0.511	0.771	4.994
-0.50	-0.625	0.810	1.223	6.217
-0.25	-0.375	0.969	1.463	7.680
0.00	-0.125	1.174	1.772	9.452
0.25	0.125	1.500	2.265	11.717
0.50	0.375	1.951	2.945	14.662
0.75	0.625	2.609	3.939	18.601
1.00	0.875	7.354	11.103	29.704
1.25	1.125	7.972	12.036	41.740
1.50	1.375	11.695	17.656	59.396
1.75	1.625	10.369	15.654	75.050
2.00	1.875	8.394	12.673	87.723
2.25	2.125	4.866	7.346	95.069
2.50	2.375	1.985	2.997	98.066
2.75	2.625	0.807	1.218	99.284
3.00	2.875	0.330	0.498	99.783
3.25	3.125	0.102	0.154	99.937
3.50	3.375	0.029	0.044	99.980
3.75	3.625	0.006	0.009	99.989
4.00	3.875	0.001	0.002	99.991
5.00	4.50	0.006	0.009	100.000

Statistical Results			
Mean:	1.1806	phi	(0.4412 mm)
Standard Dev:	0.9523	phi-units	(0.5168 mm)
Skewness:	-1.7062	dimensionless	
Kurtosis:	6.7558	dimensionless	
5th Moment:	-21.1104	dimensionless	
6th Moment:	76.5449	dimensionless	
RARD *	0.8066	dimensionless	
Median	1.2420	phi	(0.4228 mm)

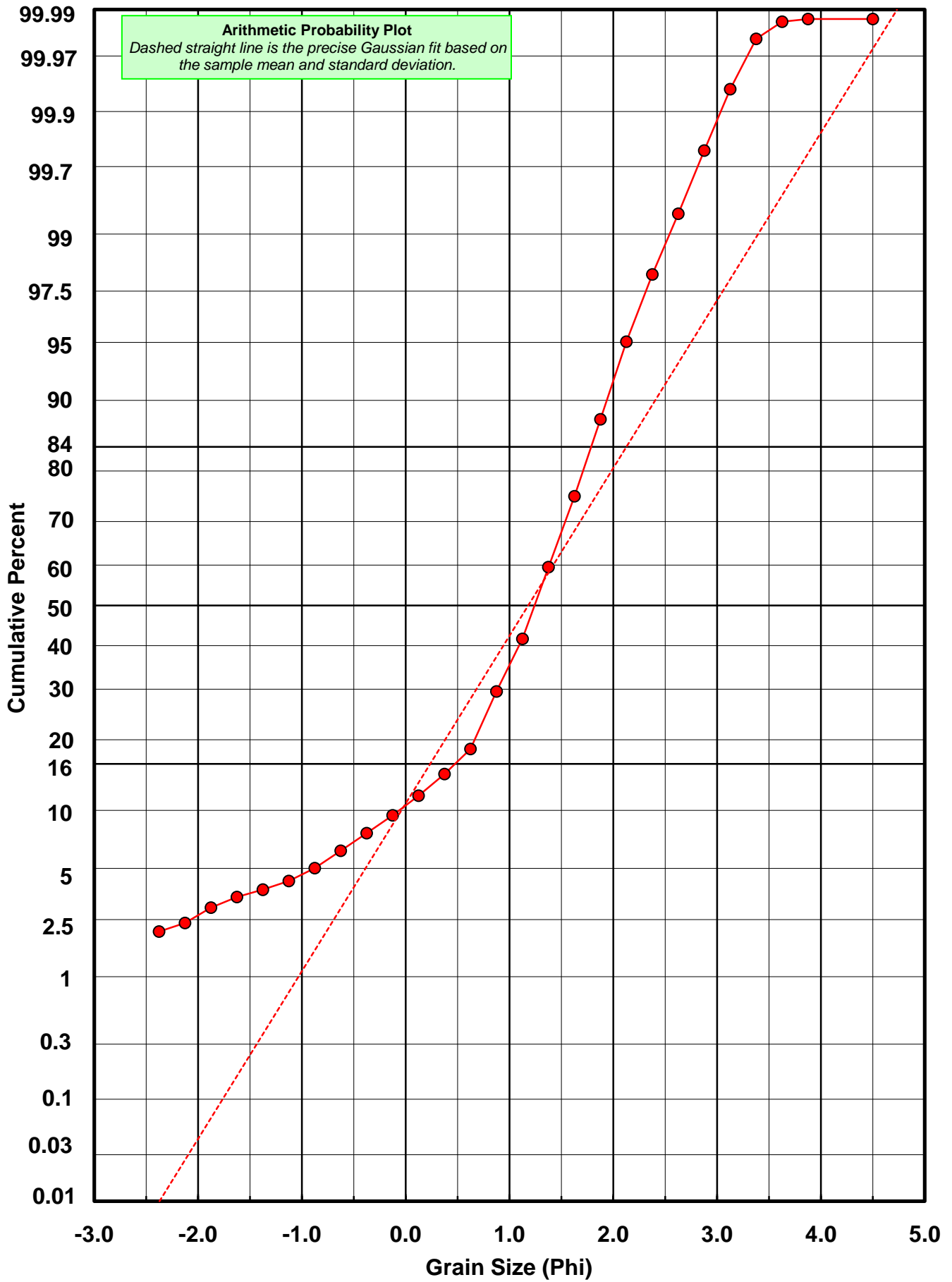
\* RARD = reciprocal absolute relative dispersion (see below)

Statistical Explanation	
Calculations based on the Method of Moments	
Skewness: 3rd Stand. Moment; Exact Gaussian = 0.0	
Kurtosis: 4th Stand. Moment; Exact Gaussian = 3.0	
For Further Explanation, See Basille et al. 2002	
Millimeter data calculated by $mm = 2^{(-\phi)}$	

Reciprocal Absolute Relative Dispersion (RARD) Scale	
< 0.5	Excellent homogeneity (e.g., beaches)
0.5 to 1.0	Good homogeneity
1.0 to 1.33	Fair homogeneity
> 1.33	Poor homogeneity (e.g., glacial)



# PB-08-BB



# Carbonate Grain Size Distribution

Onshore Grab Sample

Sample: PB-08-BB

Total Carbonate Mass: 36.668 grams

% Carbonate: 55.2 %

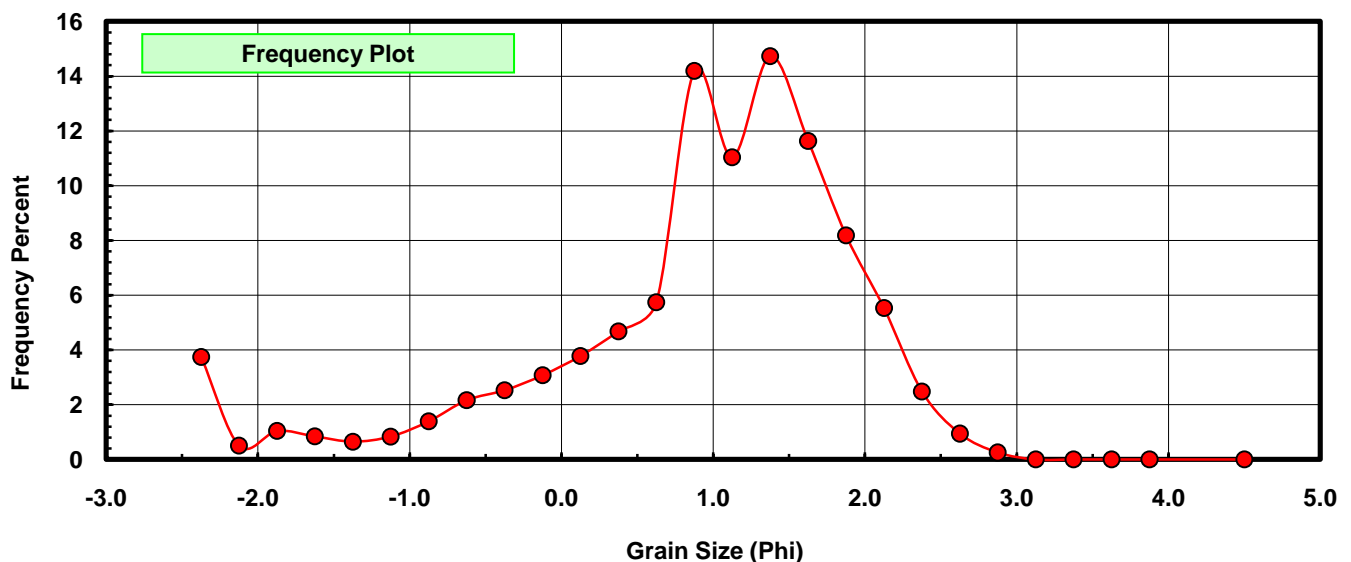
Sieve Size (phi)	Sieve Midpt (phi)	Weight (grams)	Freq Weight %	Cumulative Weight %
-2.25	-2.375	1.374	3.747	3.747
-2.00	-2.125	0.185	0.505	4.252
-1.75	-1.875	0.382	1.042	5.293
-1.50	-1.625	0.309	0.843	6.136
-1.25	-1.375	0.239	0.652	6.788
-1.00	-1.125	0.308	0.840	7.628
-0.75	-0.875	0.511	1.394	9.021
-0.50	-0.625	0.794	2.165	11.187
-0.25	-0.375	0.927	2.528	13.715
0.00	-0.125	1.128	3.076	16.791
0.25	0.125	1.387	3.783	20.574
0.50	0.375	1.718	4.685	25.259
0.75	0.625	2.107	5.746	31.005
1.00	0.875	5.203	14.189	45.195
1.25	1.125	4.047	11.037	56.232
1.50	1.375	5.402	14.732	70.964
1.75	1.625	4.266	11.634	82.598
2.00	1.875	3.001	8.184	90.782
2.25	2.125	2.027	5.528	96.310
2.50	2.375	0.912	2.487	98.797
2.75	2.625	0.347	0.946	99.744
3.00	2.875	0.094	0.256	100.000
3.25	3.125	0.000	0.000	100.000
3.50	3.375	0.000	0.000	100.000
3.75	3.625	0.000	0.000	100.000
4.00	3.875	0.000	0.000	100.000
5.00	4.500	0.000	0.000	100.000

Statistical Results			
Mean:	0.8700	phi	(0.5472 mm)
Standard Dev:	1.1153	phi-units	(0.4616 mm)
Skewness:	-1.2822	dimensionless	
Kurtosis:	4.4161	dimensionless	
5th Moment:	-10.4552	dimensionless	
6th Moment:	30.4743	dimensionless	
RARD *	1.2821	dimensionless	
Median	0.9838	phi	(0.5056 mm)

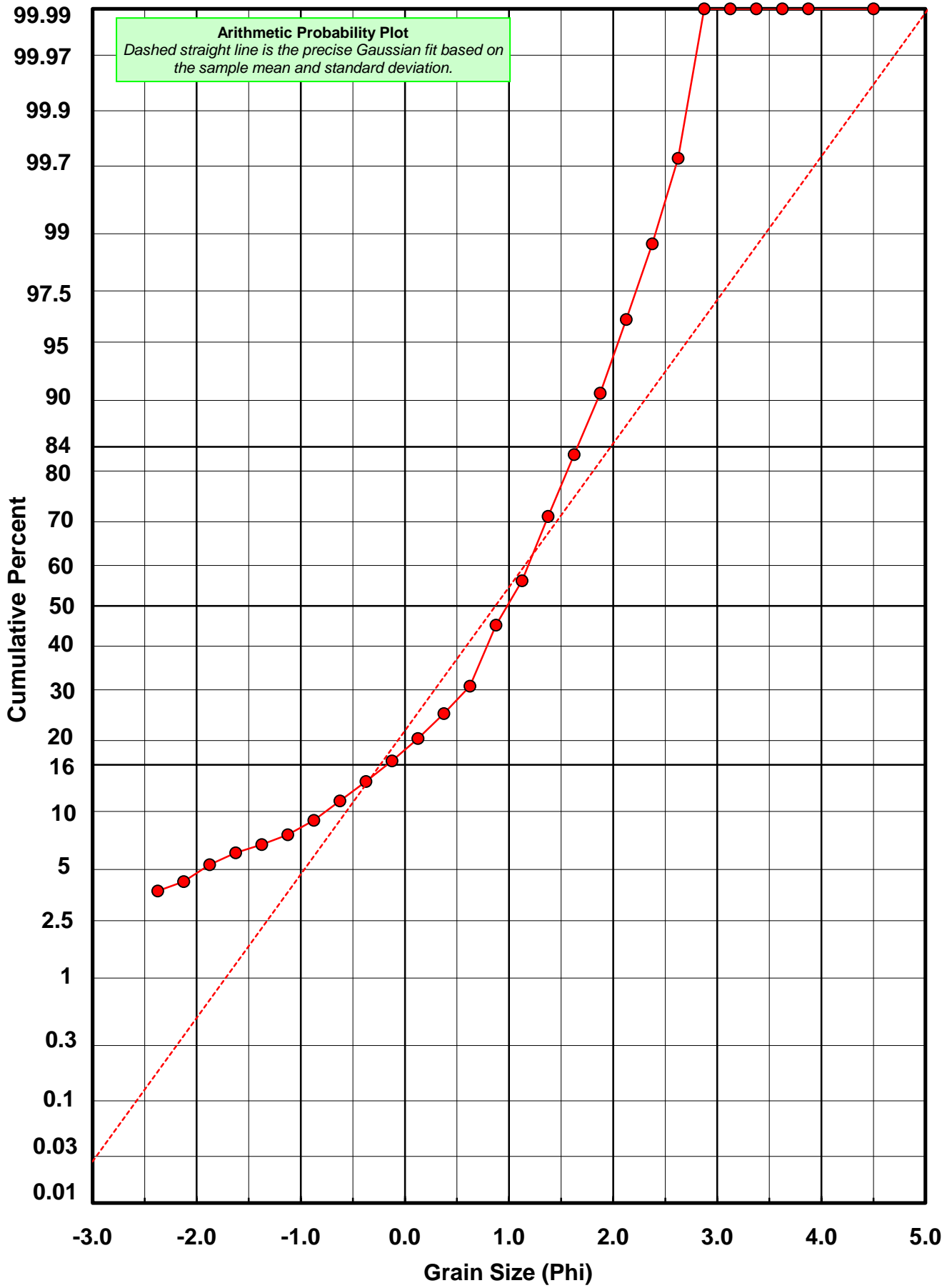
\* RARD = reciprocal absolute relative dispersion (see below)

Statistical Explanation	
Calculations based on the Method of Moments	
Skewness: 3rd Stand. Moment; Exact Gaussian = 0.0	
Kurtosis: 4th Stand. Moment; Exact Gaussian = 3.0	
For Further Explanation, See Basille et al. 2002	
Millimeter data calculated by $mm = 2^{(-\phi)}$	

Reciprocal Absolute Relative Dispersion (RARD) Scale	
< 0.5	Excellent homogeneity (e.g., beaches)
0.5 to 1.0	Good homogeneity
1.0 to 1.33	Fair homogeneity
> 1.33	Poor homogeneity (e.g., glacial)



# PB-08-BB



# Post-Digestion Grain Size Distribution

Onshore Grab Sample

Sample: PB-08-BB

Total Digested Mass: 29.678 grams

% Silica: 44.8 %

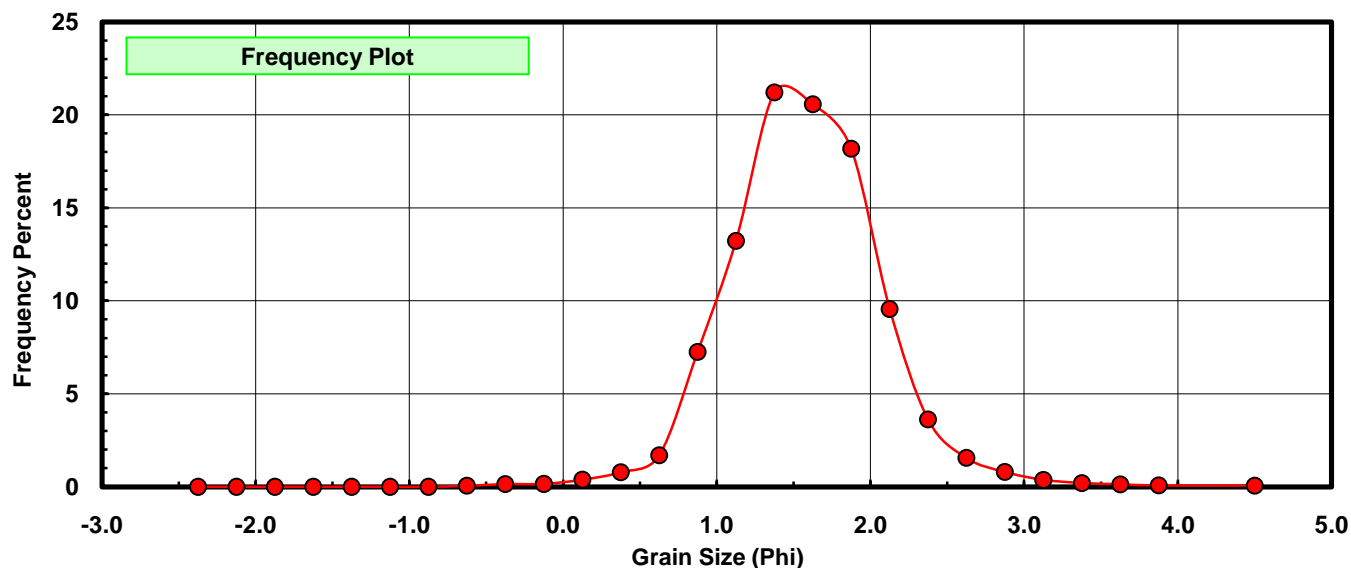
Sieve Size (phi)	Sieve Midpt (phi)	Weight (grams)	Freq Weight %	Cumulative Weight %
-2.25	-2.375	0.000	0.000	0.000
-2.00	-2.125	0.000	0.000	0.000
-1.75	-1.875	0.000	0.000	0.000
-1.50	-1.625	0.000	0.000	0.000
-1.25	-1.375	0.000	0.000	0.000
-1.00	-1.125	0.000	0.000	0.000
-0.75	-0.875	0.000	0.000	0.000
-0.50	-0.625	0.016	0.054	0.054
-0.25	-0.375	0.042	0.142	0.195
0.00	-0.125	0.046	0.155	0.350
0.25	0.125	0.113	0.381	0.731
0.50	0.375	0.233	0.785	1.516
0.75	0.625	0.502	1.691	3.208
1.00	0.875	2.151	7.248	10.456
1.25	1.125	3.925	13.225	23.681
1.50	1.375	6.293	21.204	44.885
1.75	1.625	6.103	20.564	65.449
2.00	1.875	5.393	18.172	83.621
2.25	2.125	2.839	9.566	93.187
2.50	2.375	1.073	3.615	96.802
2.75	2.625	0.460	1.550	98.352
3.00	2.875	0.236	0.795	99.148
3.25	3.125	0.112	0.377	99.525
3.50	3.375	0.060	0.202	99.727
3.75	3.625	0.040	0.135	99.862
4.00	3.875	0.021	0.071	99.933
5.00	4.500	0.020	0.067	100.000

Statistical Results			
Mean:	1.5735	phi	(0.336 mm)
Standard Dev:	0.5067	phi-units	(0.7038 mm)
Skewness:	0.2916	dimensionless	
Kurtosis:	5.0058	dimensionless	
5th Moment:	6.7521	dimensionless	
6th Moment:	65.9540	dimensionless	
RARD *	0.3220	dimensionless	
Median	1.4372	phi	(0.3693 mm)

\* RARD = reciprocal absolute relative dispersion (see below)

Statistical Explanation	
Calculations based on the Method of Moments	
Skewness: 3rd Stand. Moment; Exact Gaussian = 0.0	
Kurtosis: 4th Stand. Moment; Exact Gaussian = 3.0	
For Further Explanation, See Basille et al. 2002	
Millimeter data calculated by $mm = 2^{-(\phi)}$	

Reciprocal Absolute Relative Dispersion (RARD) Scale	
< 0.5	Excellent homogeneity (e.g., beaches)
0.5 to 1.0	Good homogeneity
1.0 to 1.33	Fair homogeneity
> 1.33	Poor homogeneity (e.g., glacial)



# PB-08-BB

