

Onshore Grab Sample

Sample: PB-06-BB
Sample Taken By: D. Phelps
Sample Collected On: 12/18/08
Splits? N/A

County: Palm Beach
Latitude: 26° 53' 47.5"
Longitude: 80° 03' 28.2"
Datum: WGS 84
Surf. Elev: N/A
Datum: N/A

Fine Data Summary

Total Sample Weight 56.82 grams
Total Fines in Sample 0.041 grams
Total Percent Fines 0.07 %

Dry Sieving Summary

Total Sample Weight 56.713 grams
Total Digested Weight 29.106 grams
Total Carbonate Weight 27.607 grams
Total Silica % 51.32 %
Total Carbonate % 48.68 %
Carbonate/Silica Ratio 0.948

General Comments:

None

Description

Worked By: M. Ladle

Pre-Digestion Grain Size Distribution

Onshore Grab Sample

Sample: PB-06-BB

Total Sample Mass: 56.713 grams

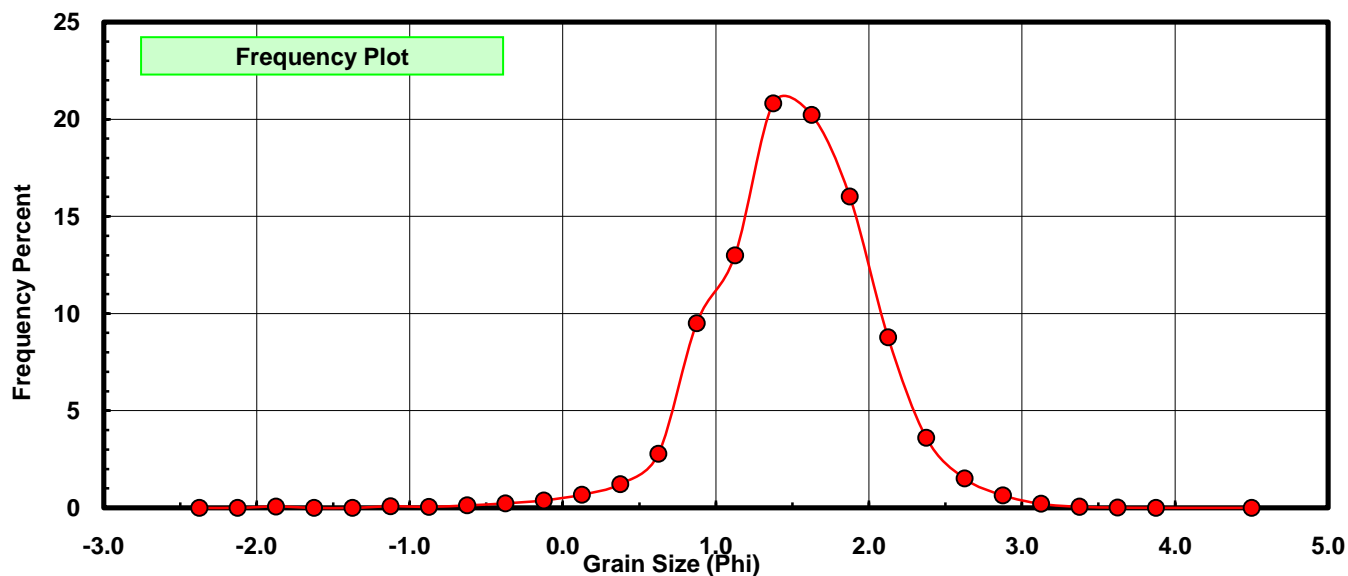
Sieve Size (phi)	Sieve Midpt (phi)	Weight (grams)	Freq Weight %	Cumulative Weight %
-2.25	-2.375	0.000	0.000	0.000
-2.00	-2.125	0.000	0.000	0.000
-1.75	-1.875	0.041	0.072	0.072
-1.50	-1.625	0.000	0.000	0.072
-1.25	-1.375	0.000	0.000	0.072
-1.00	-1.125	0.046	0.081	0.153
-0.75	-0.875	0.031	0.055	0.208
-0.50	-0.625	0.072	0.127	0.335
-0.25	-0.375	0.132	0.233	0.568
0.00	-0.125	0.218	0.384	0.952
0.25	0.125	0.386	0.681	1.633
0.50	0.375	0.694	1.224	2.856
0.75	0.625	1.575	2.777	5.634
1.00	0.875	5.389	9.502	15.136
1.25	1.125	7.370	12.995	28.131
1.50	1.375	11.803	20.812	48.943
1.75	1.625	11.468	20.221	69.164
2.00	1.875	9.084	16.017	85.182
2.25	2.125	4.976	8.774	93.956
2.50	2.375	2.045	3.606	97.561
2.75	2.625	0.857	1.511	99.073
3.00	2.875	0.367	0.647	99.720
3.25	3.125	0.117	0.206	99.926
3.50	3.375	0.032	0.056	99.982
3.75	3.625	0.009	0.016	99.998
4.00	3.875	0.001	0.002	100.000
5.00	4.50	0.000	0.000	100.000

Statistical Results			
Mean:	1.5017	phi	(0.3531 mm)
Standard Dev:	0.5304	phi-units	(0.6923 mm)
Skewness:	-0.4931	dimensionless	
Kurtosis:	5.3902	dimensionless	
5th Moment:	-13.6481	dimensionless	
6th Moment:	91.0411	dimensionless	
RARD *	0.3532	dimensionless	
Median	1.3881	phi	(0.3821 mm)

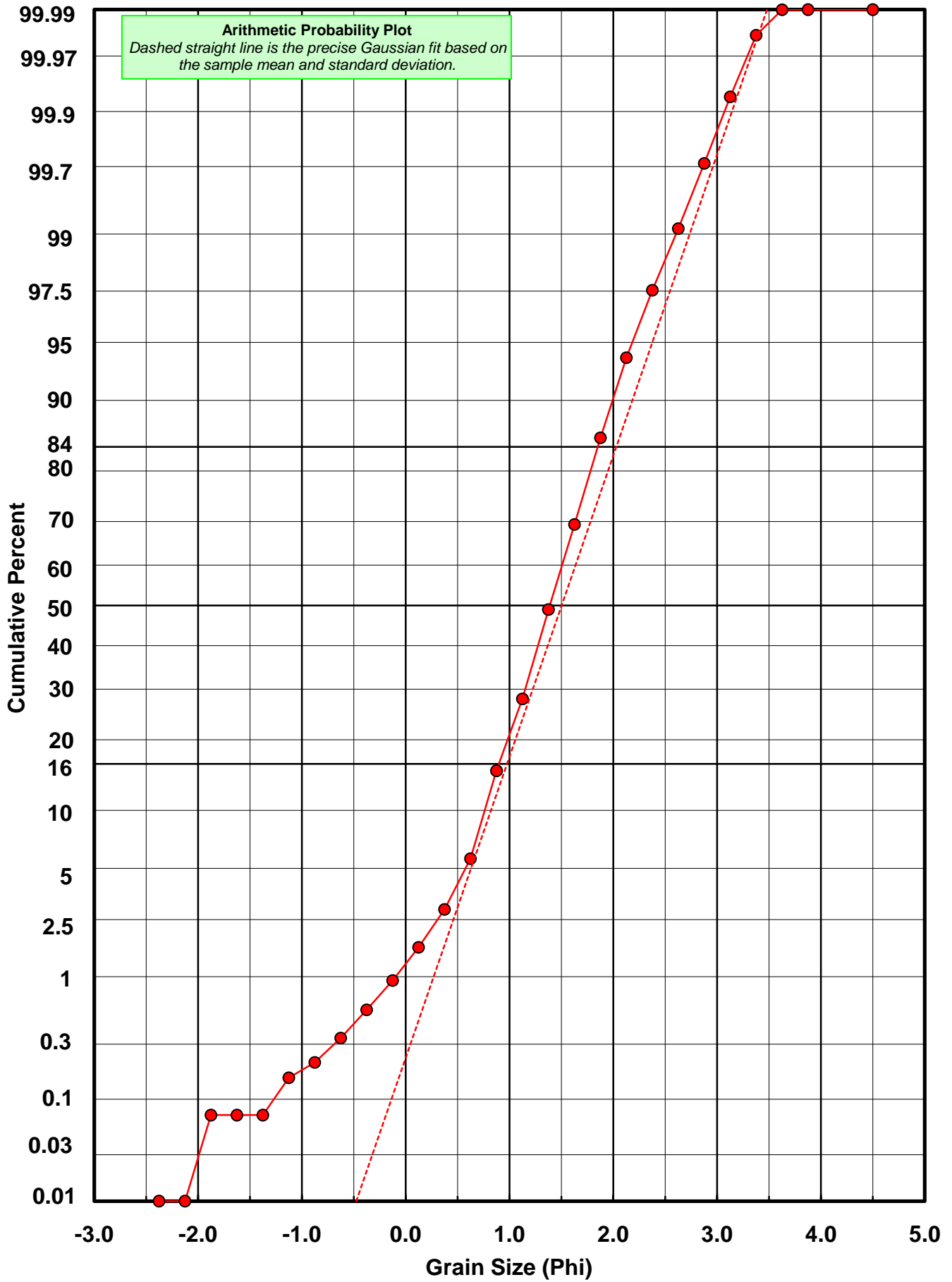
* RARD = reciprocal absolute relative dispersion (see below)

Statistical Explanation	
Calculations based on the Method of Moments	
Skewness: 3rd Stand. Moment; Exact Gaussian = 0.0	
Kurtosis: 4th Stand. Moment; Exact Gaussian = 3.0	
For Further Explanation, See Basille et al. 2002	
Millimeter data calculated by $mm = 2^{(-\phi)}$	

Reciprocal Absolute Relative Dispersion (RARD) Scale	
< 0.5	Excellent homogeneity (e.g., beaches)
0.5 to 1.0	Good homogeneity
1.0 to 1.33	Fair homogeneity
> 1.33	Poor homogeneity (e.g., glacial)



PB-06-BB



Carbonate Grain Size Distribution

Onshore Grab Sample

Sample: PB-06-BB

Total Carbonate Mass: 27.691 grams

% Carbonate: 48.7 %

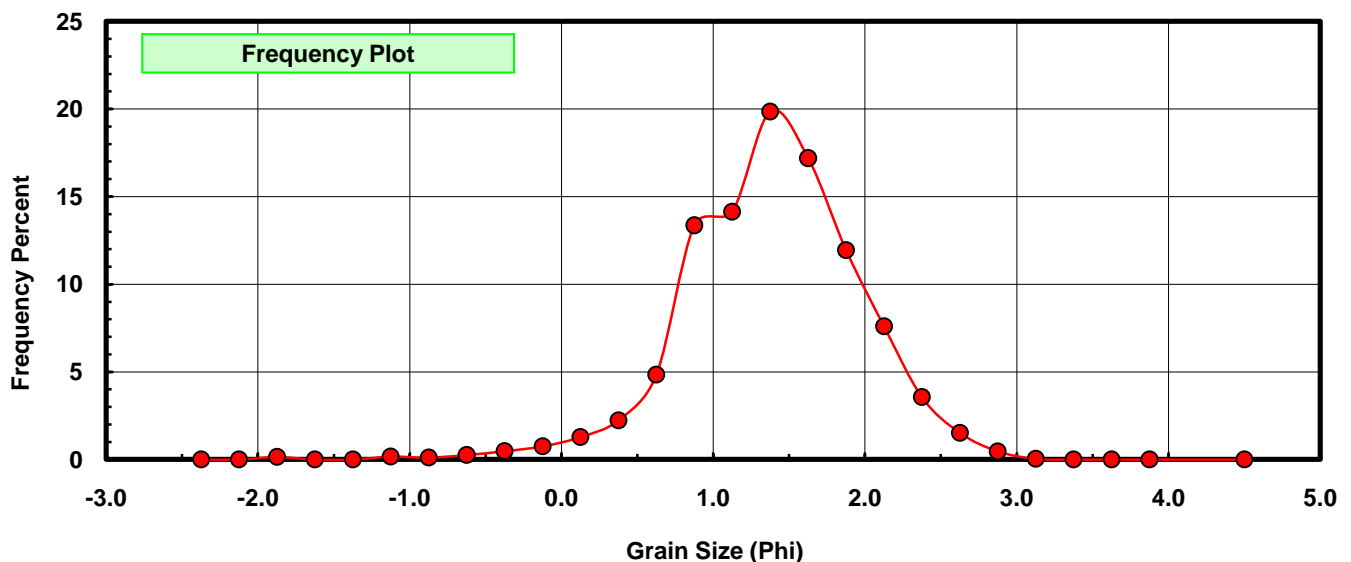
Sieve Size (phi)	Sieve Midpt (phi)	Weight (grams)	Freq Weight %	Cumulative Weight %
-2.25	-2.375	0.000	0.000	0.000
-2.00	-2.125	0.000	0.000	0.000
-1.75	-1.875	0.041	0.148	0.148
-1.50	-1.625	0.000	0.000	0.148
-1.25	-1.375	0.000	0.000	0.148
-1.00	-1.125	0.046	0.166	0.314
-0.75	-0.875	0.031	0.112	0.426
-0.50	-0.625	0.072	0.260	0.686
-0.25	-0.375	0.132	0.477	1.163
0.00	-0.125	0.209	0.755	1.918
0.25	0.125	0.355	1.282	3.200
0.50	0.375	0.621	2.243	5.442
0.75	0.625	1.341	4.843	10.285
1.00	0.875	3.701	13.365	23.650
1.25	1.125	3.915	14.138	37.788
1.50	1.375	5.498	19.855	57.643
1.75	1.625	4.763	17.201	74.844
2.00	1.875	3.310	11.953	86.797
2.25	2.125	2.105	7.602	94.399
2.50	2.375	0.987	3.564	97.963
2.75	2.625	0.422	1.524	99.487
3.00	2.875	0.131	0.473	99.960
3.25	3.125	0.011	0.040	100.000
3.50	3.375	0.000	0.000	100.000
3.75	3.625	0.000	0.000	100.000
4.00	3.875	0.000	0.000	100.000
5.00	4.500	0.000	0.000	100.000

Statistical Results			
Mean:	1.3840	phi	(0.3832 mm)
Standard Dev:	0.5941	phi-units	(0.6624 mm)
Skewness:	-0.6140	dimensionless	
Kurtosis:	4.9811	dimensionless	
5th Moment:	-13.1724	dimensionless	
6th Moment:	70.5576	dimensionless	
RARD *	0.4293	dimensionless	
Median	1.2788	phi	(0.4121 mm)

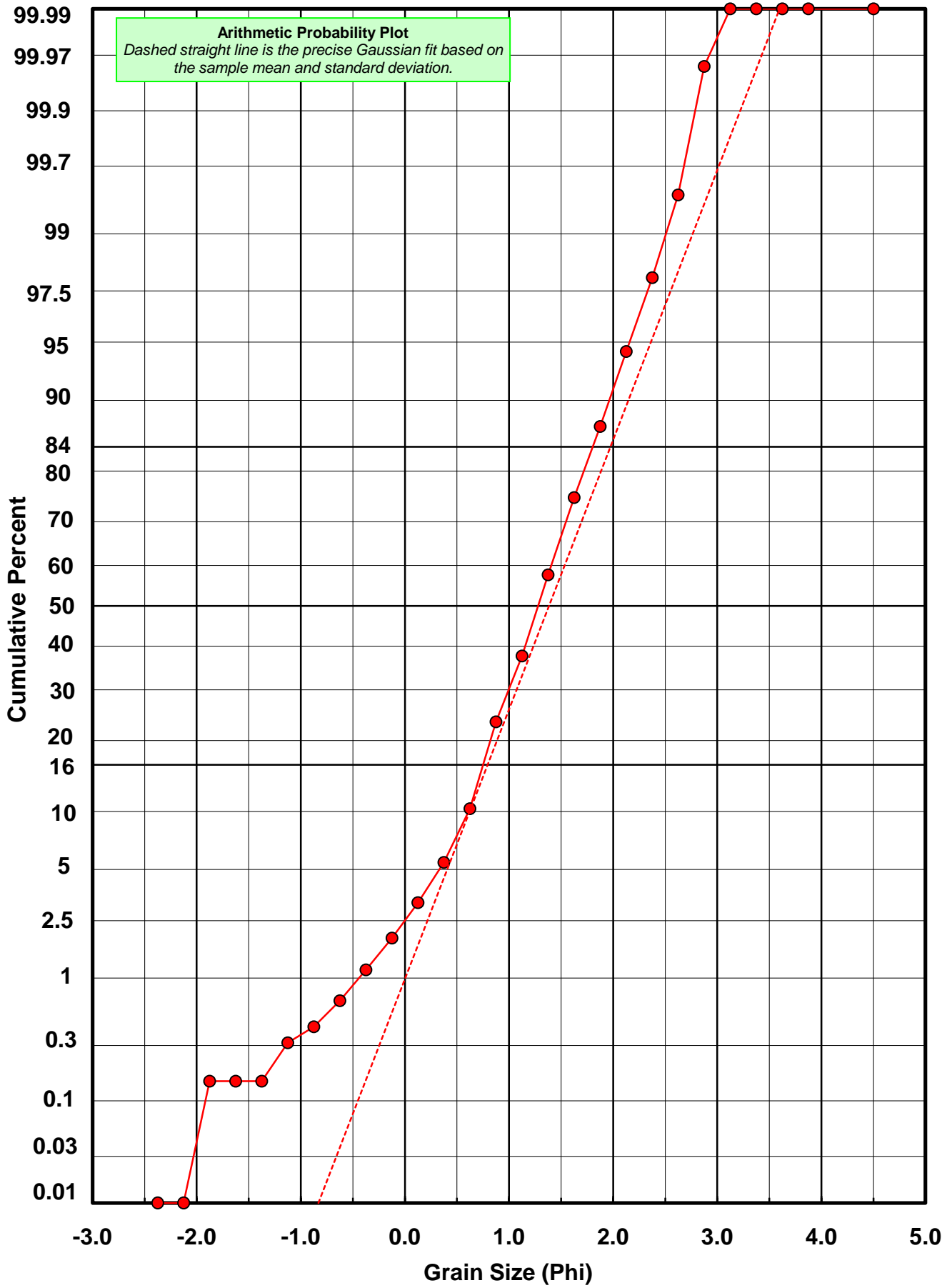
* RARD = reciprocal absolute relative dispersion (see below)

Statistical Explanation	
Calculations based on the Method of Moments	
Skewness: 3rd Stand. Moment; Exact Gaussian = 0.0	
Kurtosis: 4th Stand. Moment; Exact Gaussian = 3.0	
For Further Explanation, See Basille et al. 2002	
Millimeter data calculated by $mm = 2^{(-\phi)}$	

Reciprocal Absolute Relative Dispersion (RARD) Scale	
< 0.5	Excellent homogeneity (e.g., beaches)
0.5 to 1.0	Good homogeneity
1.0 to 1.33	Fair homogeneity
> 1.33	Poor homogeneity (e.g., glacial)



PB-06-BB



Post-Digestion Grain Size Distribution

Onshore Grab Sample

Sample: PB-06-BB

Total Digested Mass: 29.106 grams

% Silica: 51.3 %

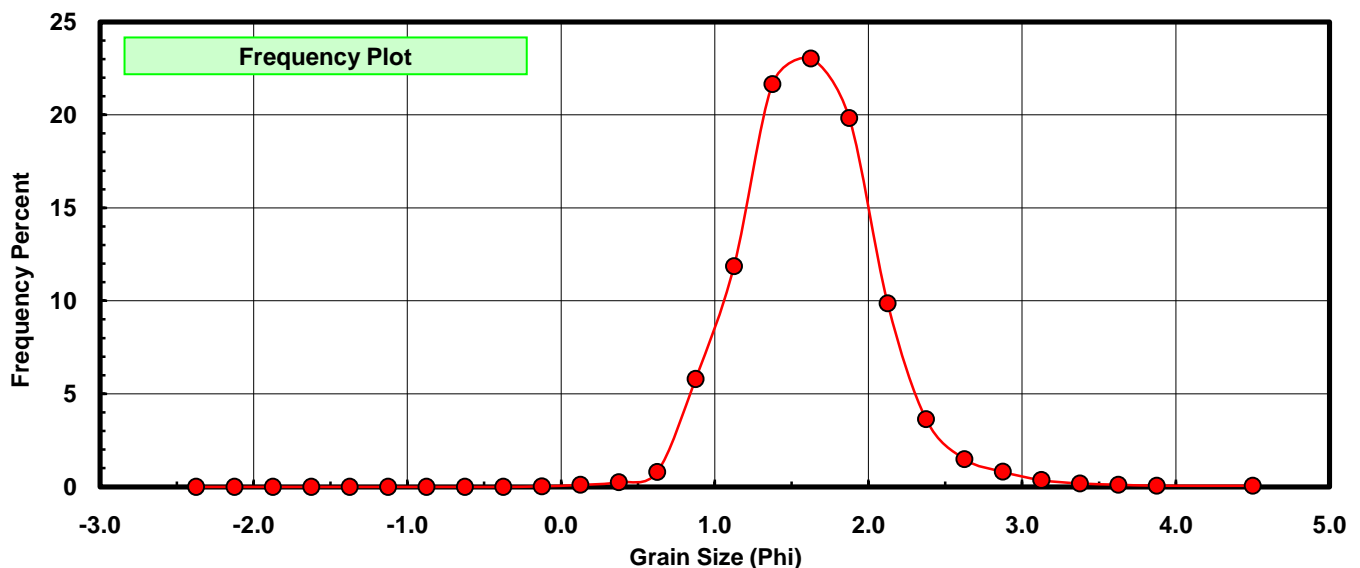
Sieve Size (phi)	Sieve Midpt (phi)	Weight (grams)	Freq Weight %	Cumulative Weight %
-2.25	-2.375	0.000	0.000	0.000
-2.00	-2.125	0.000	0.000	0.000
-1.75	-1.875	0.000	0.000	0.000
-1.50	-1.625	0.000	0.000	0.000
-1.25	-1.375	0.000	0.000	0.000
-1.00	-1.125	0.000	0.000	0.000
-0.75	-0.875	0.000	0.000	0.000
-0.50	-0.625	0.000	0.000	0.000
-0.25	-0.375	0.000	0.000	0.000
0.00	-0.125	0.009	0.031	0.031
0.25	0.125	0.031	0.107	0.137
0.50	0.375	0.073	0.251	0.388
0.75	0.625	0.234	0.804	1.192
1.00	0.875	1.688	5.799	6.992
1.25	1.125	3.455	11.870	18.862
1.50	1.375	6.305	21.662	40.524
1.75	1.625	6.705	23.036	63.561
2.00	1.875	5.774	19.838	83.399
2.25	2.125	2.871	9.864	93.263
2.50	2.375	1.058	3.635	96.898
2.75	2.625	0.435	1.495	98.392
3.00	2.875	0.236	0.811	99.203
3.25	3.125	0.106	0.364	99.567
3.50	3.375	0.054	0.186	99.753
3.75	3.625	0.035	0.120	99.873
4.00	3.875	0.019	0.065	99.938
5.00	4.500	0.018	0.062	100.000

Statistical Results			
Mean:	1.6203	phi	(0.3253 mm)
Standard Dev:	0.4589	phi-units	(0.7275 mm)
Skewness:	0.6164	dimensionless	
Kurtosis:	5.0765	dimensionless	
5th Moment:	13.5302	dimensionless	
6th Moment:	79.6190	dimensionless	
RARD *	0.2832	dimensionless	
Median	1.4778	phi	(0.359 mm)

* RARD = reciprocal absolute relative dispersion (see below)

Statistical Explanation	
Calculations based on the Method of Moments	
Skewness: 3rd Stand. Moment; Exact Gaussian = 0.0	
Kurtosis: 4th Stand. Moment; Exact Gaussian = 3.0	
For Further Explanation, See Basille et al. 2002	
Millimeter data calculated by $mm = 2^{-(\phi)}$	

Reciprocal Absolute Relative Dispersion (RARD) Scale	
< 0.5	Excellent homogeneity (e.g., beaches)
0.5 to 1.0	Good homogeneity
1.0 to 1.33	Fair homogeneity
> 1.33	Poor homogeneity (e.g., glacial)



PB-06-BB

