

Onshore Grab Sample

Sample: PB-03-BB
Sample Taken By: D. Phelps
Sample Collected On: 12/18/08
Splits? N/A

County: Palm Beach
Latitude: 26° 56' 17.1"
Longitude: 80° 04' 12.4"
Datum: WGS 84
Surf. Elev: N/A
Datum: N/A

Fine Data Summary

Total Sample Weight 58.814 grams
Total Fines in Sample 0.124 grams
Total Percent Fines 0.21 %

Dry Sieving Summary

Total Sample Weight 58.621 grams
Total Digested Weight 29.369 grams
Total Carbonate Weight 29.252 grams
Total Silica % 50.10 %
Total Carbonate % 49.90 %
Carbonate/Silica Ratio 0.996

General Comments:

None

Description

Worked By: M. Ladle

Pre-Digestion Grain Size Distribution

Onshore Grab Sample

Sample: PB-03-BB

Total Sample Mass: 58.621 grams

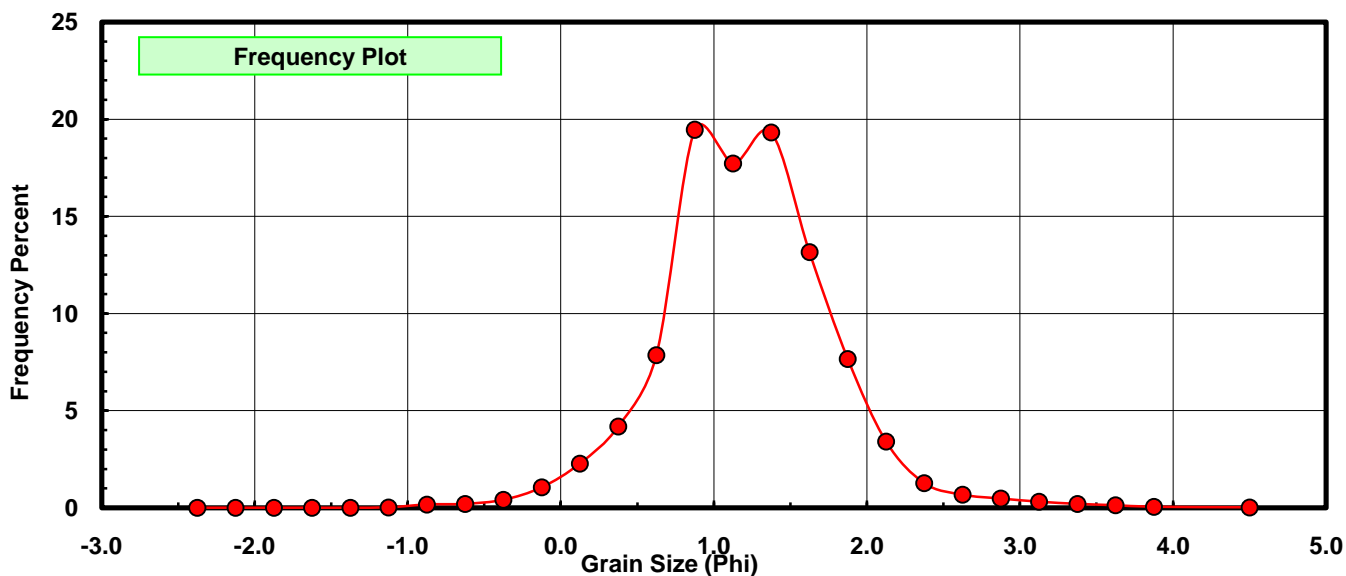
Sieve Size (phi)	Sieve Midpt (phi)	Weight (grams)	Freq Weight %	Cumulative Weight %
-2.25	-2.375	0.000	0.000	0.000
-2.00	-2.125	0.000	0.000	0.000
-1.75	-1.875	0.000	0.000	0.000
-1.50	-1.625	0.000	0.000	0.000
-1.25	-1.375	0.000	0.000	0.000
-1.00	-1.125	0.012	0.020	0.020
-0.75	-0.875	0.097	0.165	0.186
-0.50	-0.625	0.118	0.201	0.387
-0.25	-0.375	0.239	0.408	0.795
0.00	-0.125	0.615	1.049	1.844
0.25	0.125	1.335	2.277	4.121
0.50	0.375	2.450	4.179	8.301
0.75	0.625	4.609	7.862	16.163
1.00	0.875	11.406	19.457	35.620
1.25	1.125	10.390	17.724	53.344
1.50	1.375	11.322	19.314	72.658
1.75	1.625	7.709	13.151	85.809
2.00	1.875	4.493	7.664	93.473
2.25	2.125	2.000	3.412	96.885
2.50	2.375	0.741	1.264	98.149
2.75	2.625	0.393	0.670	98.820
3.00	2.875	0.277	0.473	99.292
3.25	3.125	0.182	0.310	99.603
3.50	3.375	0.116	0.198	99.800
3.75	3.625	0.075	0.128	99.928
4.00	3.875	0.029	0.049	99.978
5.00	4.50	0.013	0.022	100.000

Statistical Results			
Mean:	1.2121	phi	(0.4316 mm)
Standard Dev:	0.5689	phi-units	(0.6742 mm)
Skewness:	0.2600	dimensionless	
Kurtosis:	4.7749	dimensionless	
5th Moment:	5.4831	dimensionless	
6th Moment:	51.1356	dimensionless	
RARD *	0.4693	dimensionless	
Median	1.0778	phi	(0.4737 mm)

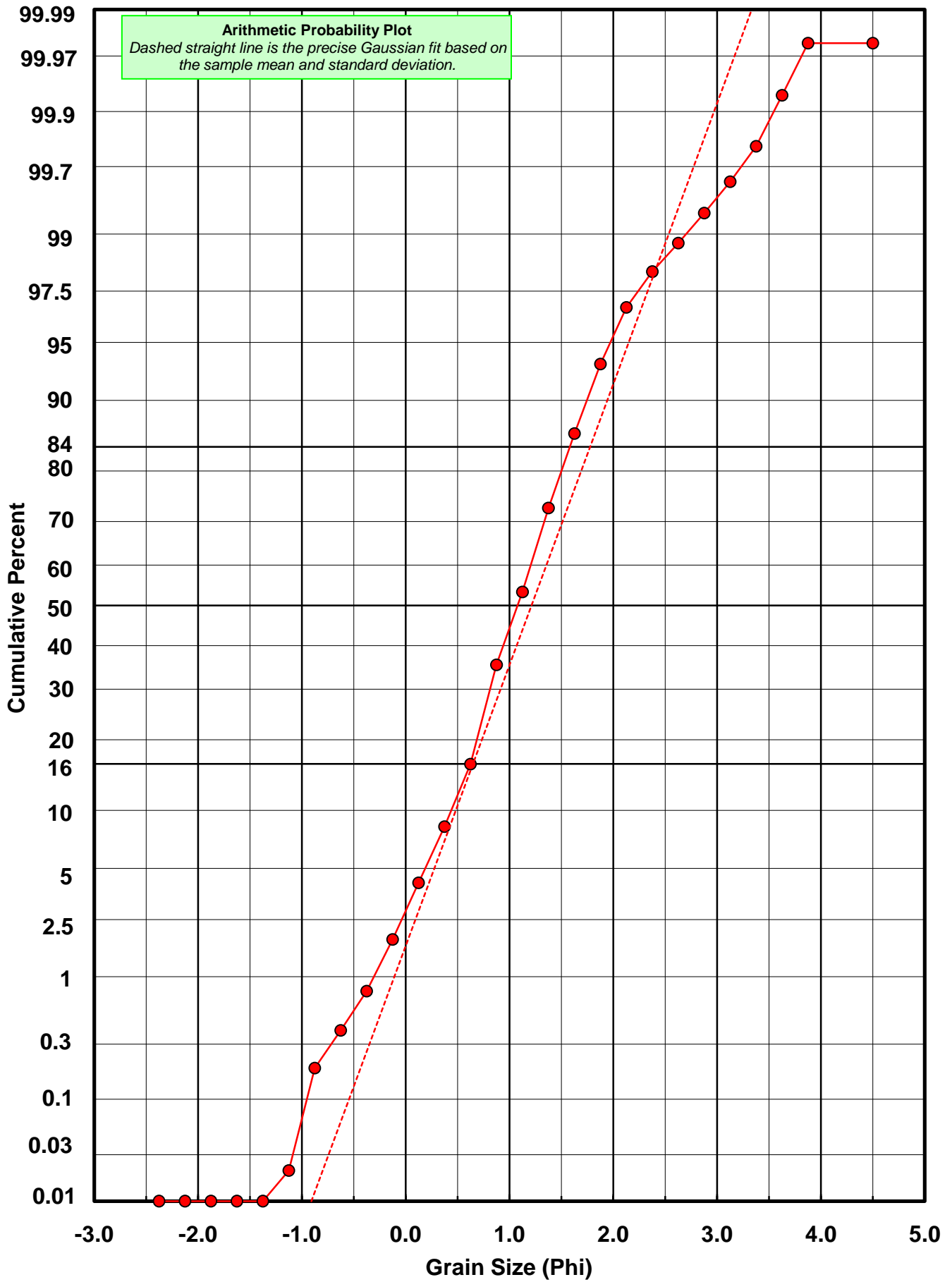
* RARD = reciprocal absolute relative dispersion (see below)

Statistical Explanation
Calculations based on the Method of Moments
Skewness: 3rd Stand. Moment; Exact Gaussian = 0.0
Kurtosis: 4th Stand. Moment; Exact Gaussian = 3.0
For Further Explanation, See Basille et al. 2002
Millimeter data calculated by $mm = 2^{(-phi)}$

Reciprocal Absolute Relative Dispersion (RARD) Scale	
< 0.5	Excellent homogeneity (e.g., beaches)
0.5 to 1.0	Good homogeneity
1.0 to 1.33	Fair homogeneity
> 1.33	Poor homogeneity (e.g., glacial)



PB-03-BB



Carbonate Grain Size Distribution

Onshore Grab Sample

Sample: PB-03-BB

Total Carbonate Mass: 29.324 grams

% Carbonate: 49.9 %

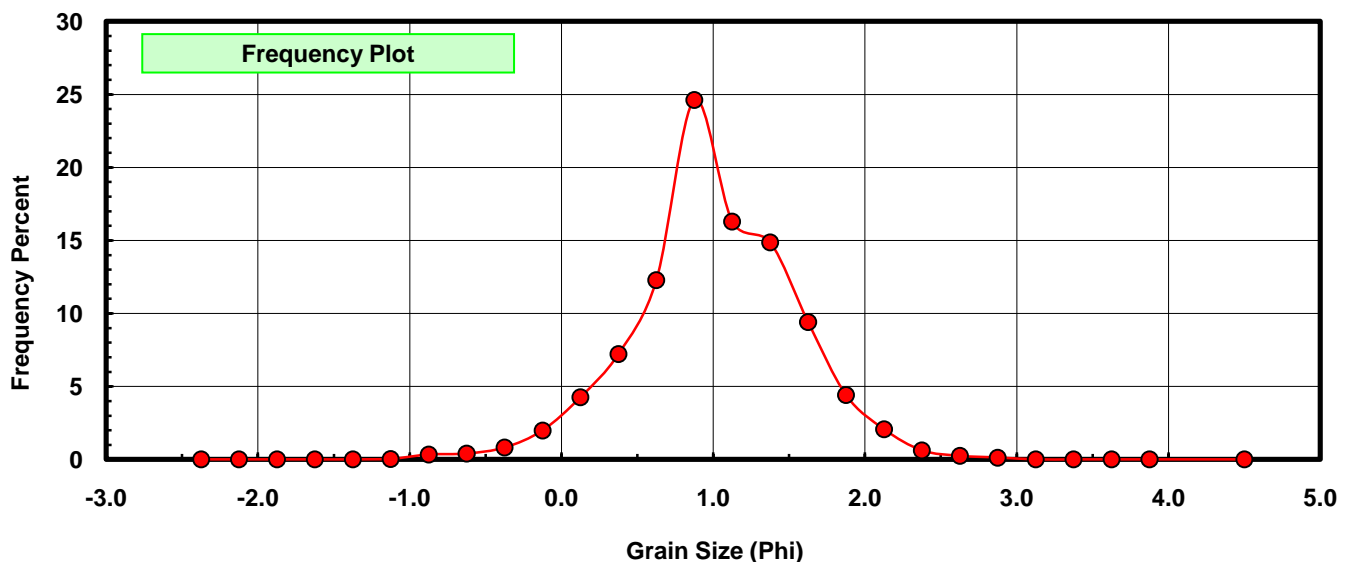
Sieve Size (phi)	Sieve Midpt (phi)	Weight (grams)	Freq Weight %	Cumulative Weight %
-2.25	-2.375	0.000	0.000	0.000
-2.00	-2.125	0.000	0.000	0.000
-1.75	-1.875	0.000	0.000	0.000
-1.50	-1.625	0.000	0.000	0.000
-1.25	-1.375	0.000	0.000	0.000
-1.00	-1.125	0.012	0.041	0.041
-0.75	-0.875	0.097	0.331	0.372
-0.50	-0.625	0.118	0.402	0.774
-0.25	-0.375	0.239	0.815	1.589
0.00	-0.125	0.584	1.992	3.581
0.25	0.125	1.250	4.263	7.843
0.50	0.375	2.117	7.219	15.063
0.75	0.625	3.602	12.283	27.346
1.00	0.875	7.220	24.621	51.968
1.25	1.125	4.777	16.290	68.258
1.50	1.375	4.361	14.872	83.130
1.75	1.625	2.757	9.402	92.532
2.00	1.875	1.292	4.406	96.938
2.25	2.125	0.607	2.070	99.008
2.50	2.375	0.181	0.617	99.625
2.75	2.625	0.072	0.246	99.870
3.00	2.875	0.038	0.130	100.000
3.25	3.125	0.000	0.000	100.000
3.50	3.375	0.000	0.000	100.000
3.75	3.625	0.000	0.000	100.000
4.00	3.875	0.000	0.000	100.000
5.00	4.500	0.000	0.000	100.000

Statistical Results			
Mean:	1.0052	phi	(0.4982 mm)
Standard Dev:	0.5474	phi-units	(0.6842 mm)
Skewness:	-0.1573	dimensionless	
Kurtosis:	3.5594	dimensionless	
5th Moment:	-2.0086	dimensionless	
6th Moment:	22.6370	dimensionless	
RARD *	0.5446	dimensionless	
Median	0.8550	phi	(0.5529 mm)

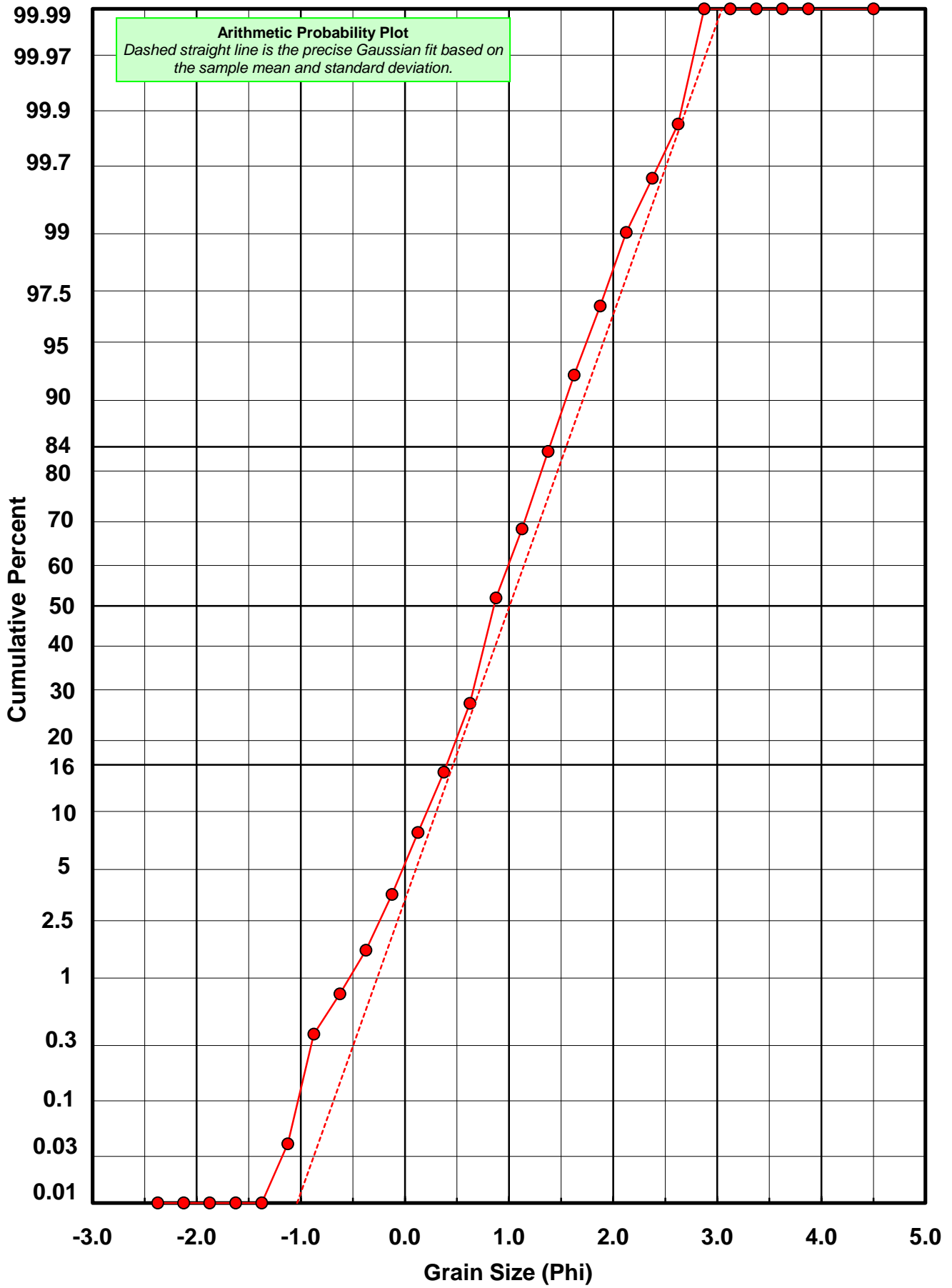
* RARD = reciprocal absolute relative dispersion (see below)

Statistical Explanation	
Calculations based on the Method of Moments	
Skewness: 3rd Stand. Moment; Exact Gaussian = 0.0	
Kurtosis: 4th Stand. Moment; Exact Gaussian = 3.0	
For Further Explanation, See Basille et al. 2002	
Millimeter data calculated by $mm = 2^{(-\phi)}$	

Reciprocal Absolute Relative Dispersion (RARD) Scale	
< 0.5	Excellent homogeneity (e.g., beaches)
0.5 to 1.0	Good homogeneity
1.0 to 1.33	Fair homogeneity
> 1.33	Poor homogeneity (e.g., glacial)



PB-03-BB



Post-Digestion Grain Size Distribution

Onshore Grab Sample

Sample: PB-03-BB

Total Digested Mass: 29.369 grams

% Silica: 50.1 %

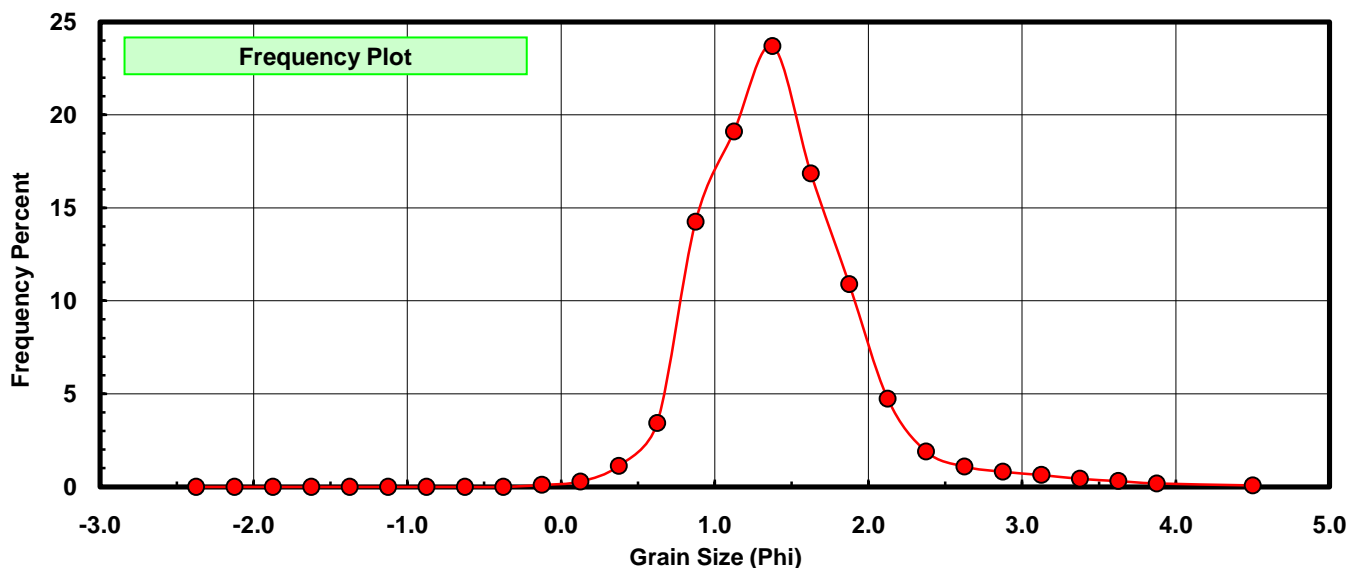
Sieve Size (phi)	Sieve Midpt (phi)	Weight (grams)	Freq Weight %	Cumulative Weight %
-2.25	-2.375	0.000	0.000	0.000
-2.00	-2.125	0.000	0.000	0.000
-1.75	-1.875	0.000	0.000	0.000
-1.50	-1.625	0.000	0.000	0.000
-1.25	-1.375	0.000	0.000	0.000
-1.00	-1.125	0.000	0.000	0.000
-0.75	-0.875	0.000	0.000	0.000
-0.50	-0.625	0.000	0.000	0.000
-0.25	-0.375	0.000	0.000	0.000
0.00	-0.125	0.031	0.106	0.106
0.25	0.125	0.085	0.289	0.395
0.50	0.375	0.333	1.134	1.529
0.75	0.625	1.007	3.429	4.958
1.00	0.875	4.186	14.253	19.211
1.25	1.125	5.613	19.112	38.323
1.50	1.375	6.961	23.702	62.025
1.75	1.625	4.952	16.861	78.886
2.00	1.875	3.201	10.899	89.785
2.25	2.125	1.393	4.743	94.528
2.50	2.375	0.560	1.907	96.435
2.75	2.625	0.321	1.093	97.528
3.00	2.875	0.239	0.814	98.342
3.25	3.125	0.188	0.640	98.982
3.50	3.375	0.128	0.436	99.418
3.75	3.625	0.092	0.313	99.731
4.00	3.875	0.055	0.187	99.918
5.00	4.500	0.024	0.082	100.000

Statistical Results			
Mean:	1.4251	phi	(0.3724 mm)
Standard Dev:	0.5327	phi-units	(0.6913 mm)
Skewness:	1.1375	dimensionless	
Kurtosis:	6.1385	dimensionless	
5th Moment:	19.6872	dimensionless	
6th Moment:	92.0042	dimensionless	
RARD *	0.3738	dimensionless	
Median	1.2482	phi	(0.421 mm)

* RARD = reciprocal absolute relative dispersion (see below)

Statistical Explanation	
Calculations based on the Method of Moments	
Skewness: 3rd Stand. Moment; Exact Gaussian = 0.0	
Kurtosis: 4th Stand. Moment; Exact Gaussian = 3.0	
For Further Explanation, See Basille et al. 2002	
Millimeter data calculated by $mm = 2^{-(\phi)}$	

Reciprocal Absolute Relative Dispersion (RARD) Scale	
< 0.5	Excellent homogeneity (e.g., beaches)
0.5 to 1.0	Good homogeneity
1.0 to 1.33	Fair homogeneity
> 1.33	Poor homogeneity (e.g., glacial)



PB-03-BB

