

Onshore Grab Sample

Sample: DD-23-BB
Sample Taken By: D. Phelps
Sample Collected On: 2/25/09
Splits? N/A

County: Dade
Latitude: 25° 40' 05.2"
Longitude: 80° 09' 17.1"
Datum: WGS 84
Surf. Elev: N/A
Datum: N/A

Fine Data Summary

Total Sample Weight 48.032 grams
Total Fines in Sample 0.240 grams
Total Percent Fines 0.50 %

Dry Sieving Summary

Total Sample Weight 47.800 grams
Total Digested Weight 29.238 grams
Total Carbonate Weight 18.562 grams
Total Silica % 61.17 %
Total Carbonate % 38.83 %
Carbonate/Silica Ratio 0.635

General Comments:

None

Description

Worked By: M. Ladle

Pre-Digestion Grain Size Distribution

Onshore Grab Sample

Sample: DD-23-BB

Total Sample Mass: 47.800 grams

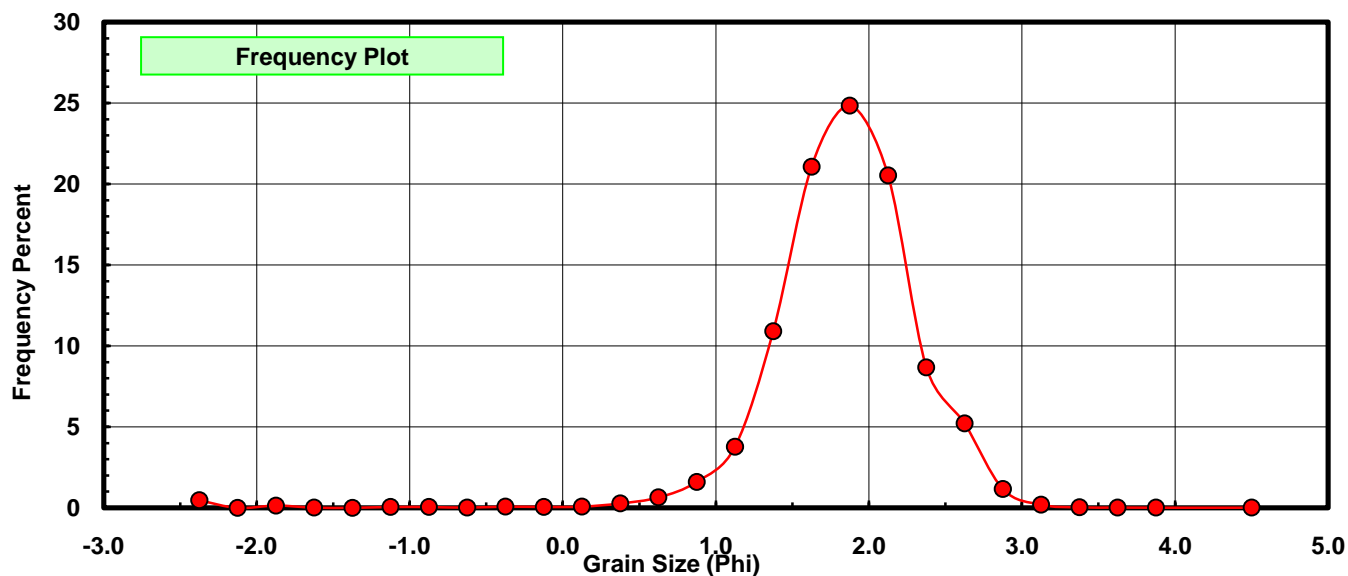
Sieve Size (phi)	Sieve Midpt (phi)	Weight (grams)	Freq Weight %	Cumulative Weight %
-2.25	-2.375	0.225	0.471	0.471
-2.00	-2.125	0.000	0.000	0.471
-1.75	-1.875	0.069	0.144	0.615
-1.50	-1.625	0.008	0.017	0.632
-1.25	-1.375	0.003	0.006	0.638
-1.00	-1.125	0.027	0.056	0.695
-0.75	-0.875	0.025	0.052	0.747
-0.50	-0.625	0.008	0.017	0.764
-0.25	-0.375	0.037	0.077	0.841
0.00	-0.125	0.027	0.056	0.897
0.25	0.125	0.037	0.077	0.975
0.50	0.375	0.131	0.274	1.249
0.75	0.625	0.308	0.644	1.893
1.00	0.875	0.768	1.607	3.500
1.25	1.125	1.804	3.774	7.274
1.50	1.375	5.218	10.916	18.190
1.75	1.625	10.072	21.071	39.262
2.00	1.875	11.877	24.847	64.109
2.25	2.125	9.819	20.542	84.651
2.50	2.375	4.151	8.684	93.335
2.75	2.625	2.495	5.220	98.554
3.00	2.875	0.558	1.167	99.722
3.25	3.125	0.094	0.197	99.918
3.50	3.375	0.016	0.033	99.952
3.75	3.625	0.011	0.023	99.975
4.00	3.875	0.006	0.013	99.987
5.00	4.50	0.006	0.013	100.000

Statistical Results			
Mean:	1.8268	phi	(0.2819 mm)
Standard Dev:	0.5534	phi-units	(0.6814 mm)
Skewness:	-2.7910	dimensionless	
Kurtosis:	21.7234	dimensionless	
5th Moment:	-148.3581	dimensionless	
6th Moment:	1098.7572	dimensionless	
RARD *	0.3029	dimensionless	
Median	1.7330	phi	(0.3008 mm)

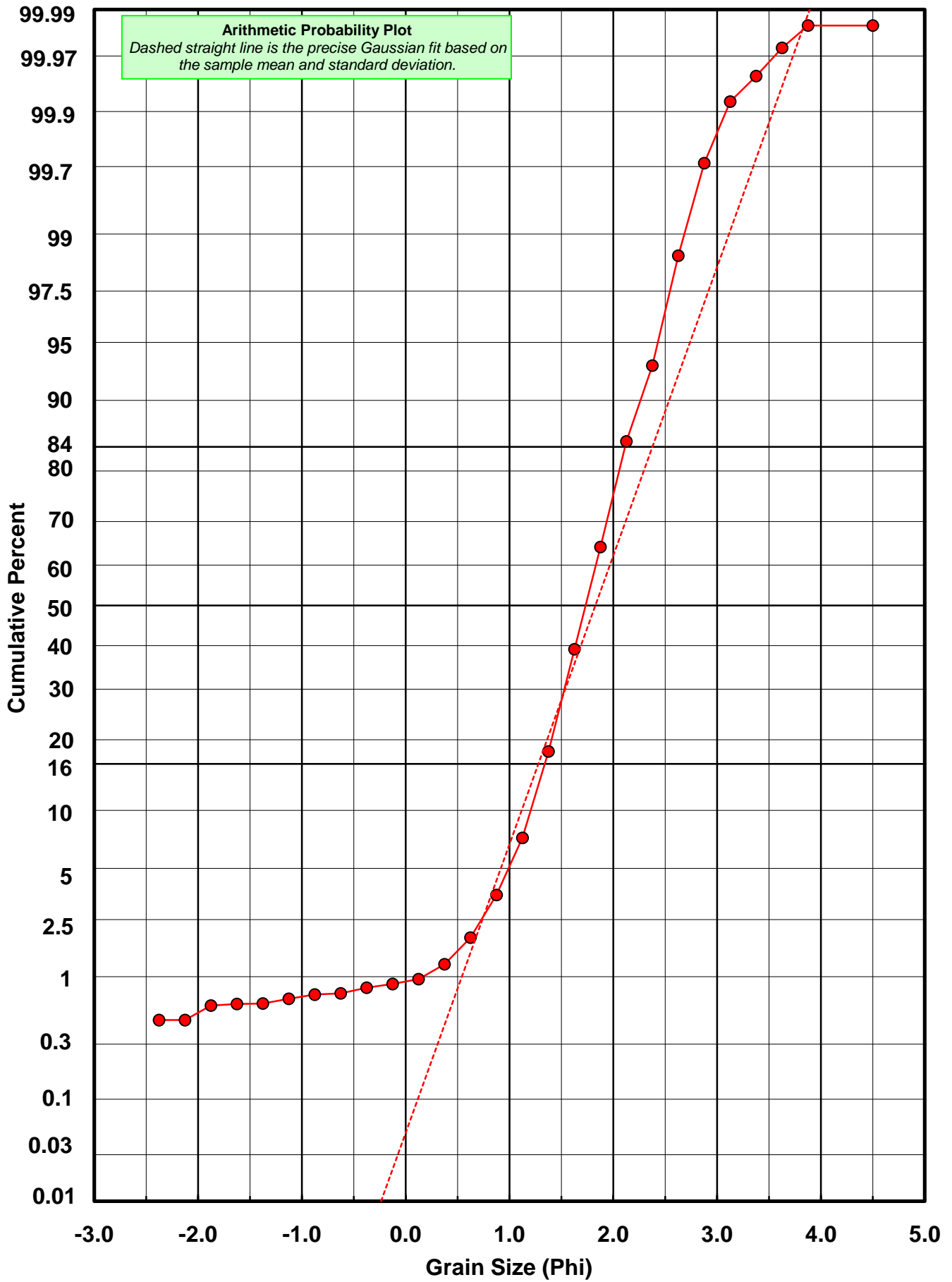
* RARD = reciprocal absolute relative dispersion (see below)

Statistical Explanation
Calculations based on the Method of Moments
Skewness: 3rd Stand. Moment; Exact Gaussian = 0.0
Kurtosis: 4th Stand. Moment; Exact Gaussian = 3.0
For Further Explanation, See Basille et al. 2002
Millimeter data calculated by $mm = 2^{(-\phi)}$

Reciprocal Absolute Relative Dispersion (RARD) Scale	
< 0.5	Excellent homogeneity (e.g., beaches)
0.5 to 1.0	Good homogeneity
1.0 to 1.33	Fair homogeneity
> 1.33	Poor homogeneity (e.g., glacial)



DD-23-BB



Carbonate Grain Size Distribution

Onshore Grab Sample

Sample: DD-23-BB

Total Carbonate Mass: 18.562 grams

% Carbonate: 38.8 %

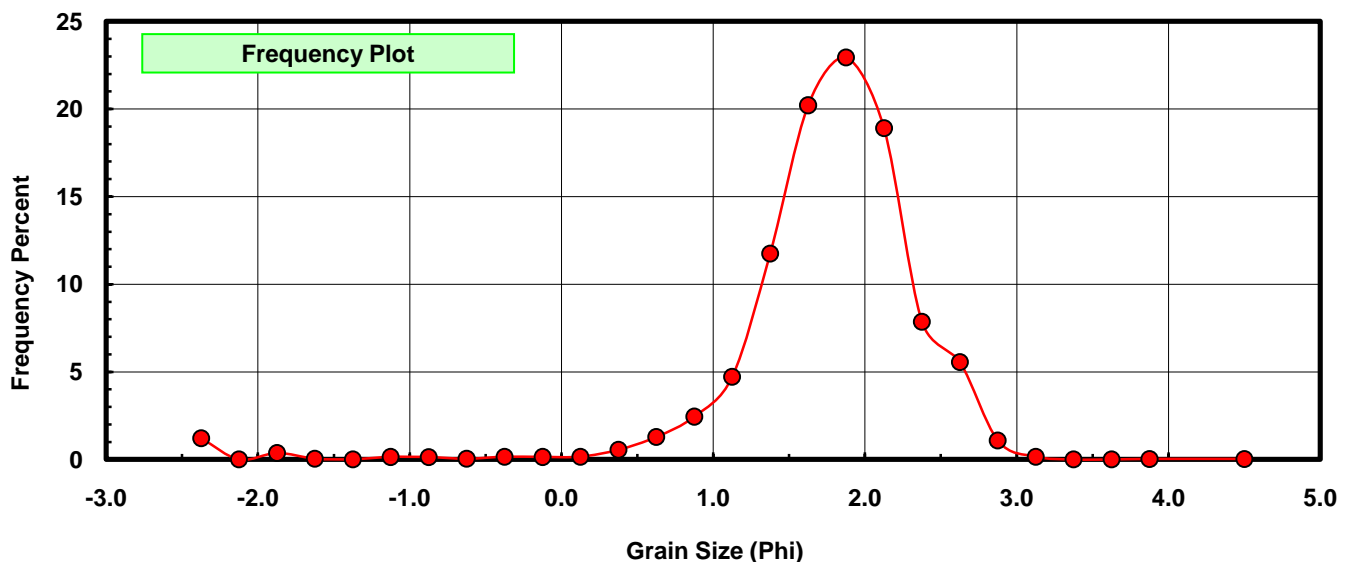
Sieve Size (phi)	Sieve Midpt (phi)	Weight (grams)	Freq Weight %	Cumulative Weight %
-2.25	-2.375	0.225	1.212	1.212
-2.00	-2.125	0.000	0.000	1.212
-1.75	-1.875	0.069	0.372	1.584
-1.50	-1.625	0.008	0.043	1.627
-1.25	-1.375	0.003	0.016	1.643
-1.00	-1.125	0.027	0.145	1.789
-0.75	-0.875	0.025	0.135	1.923
-0.50	-0.625	0.008	0.043	1.966
-0.25	-0.375	0.029	0.156	2.123
0.00	-0.125	0.027	0.145	2.268
0.25	0.125	0.030	0.162	2.430
0.50	0.375	0.103	0.555	2.985
0.75	0.625	0.239	1.288	4.272
1.00	0.875	0.454	2.446	6.718
1.25	1.125	0.877	4.725	11.443
1.50	1.375	2.182	11.755	23.198
1.75	1.625	3.752	20.213	43.411
2.00	1.875	4.258	22.939	66.351
2.25	2.125	3.509	18.904	85.255
2.50	2.375	1.460	7.866	93.120
2.75	2.625	1.033	5.565	98.685
3.00	2.875	0.202	1.088	99.774
3.25	3.125	0.030	0.162	99.935
3.50	3.375	0.000	0.000	99.935
3.75	3.625	0.000	0.000	99.935
4.00	3.875	0.006	0.032	99.968
5.00	4.500	0.006	0.032	100.000

Statistical Results			
Mean:	1.7382	phi	(0.2997 mm)
Standard Dev:	0.7338	phi-units	(0.6013 mm)
Skewness:	-2.9377	dimensionless	
Kurtosis:	16.6546	dimensionless	
5th Moment:	-85.9879	dimensionless	
6th Moment:	470.9681	dimensionless	
RARD *	0.4222	dimensionless	
Median	1.6968	phi	(0.3085 mm)

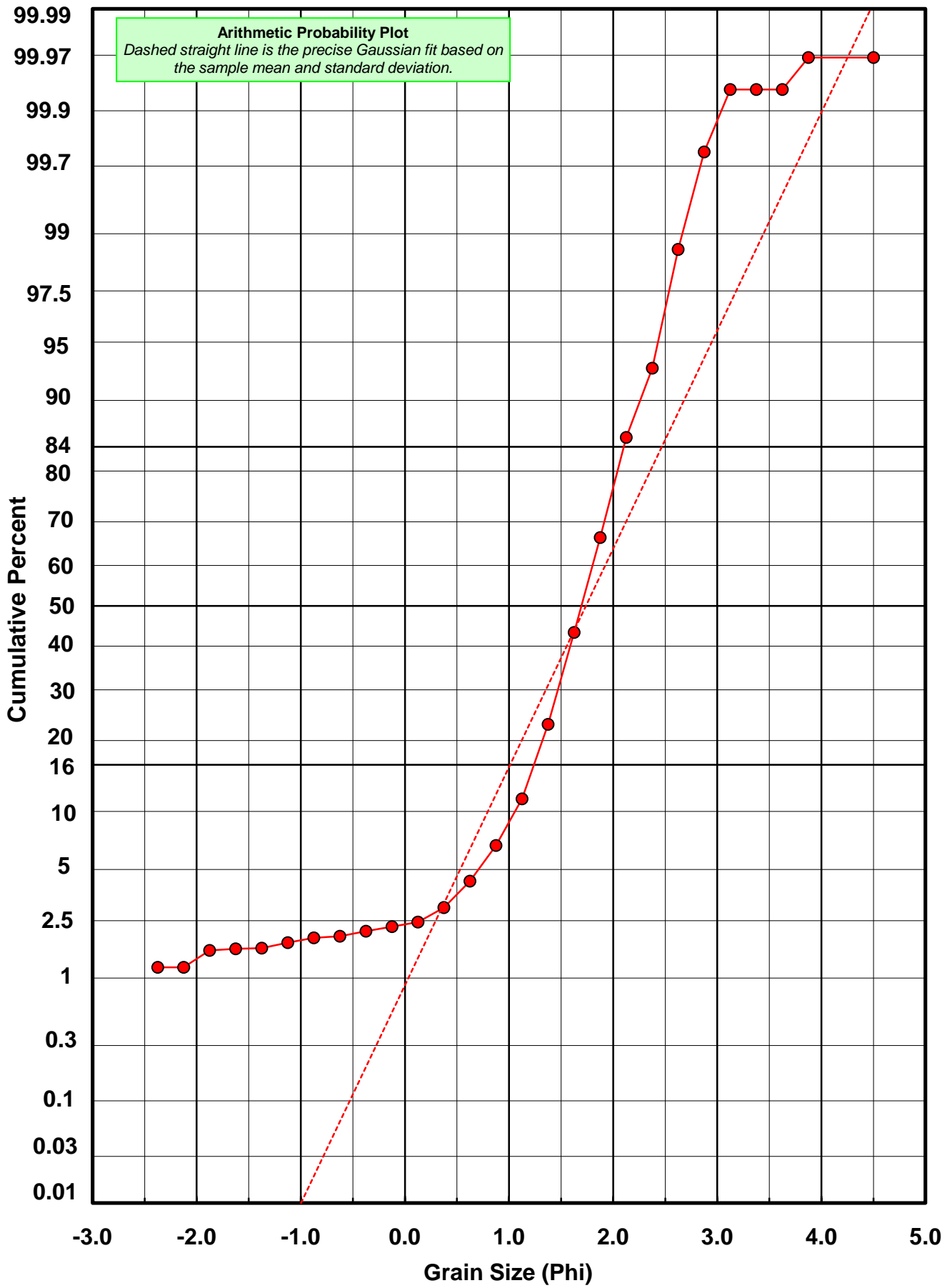
* RARD = reciprocal absolute relative dispersion (see below)

Statistical Explanation	
Calculations based on the Method of Moments	
Skewness: 3rd Stand. Moment; Exact Gaussian = 0.0	
Kurtosis: 4th Stand. Moment; Exact Gaussian = 3.0	
For Further Explanation, See Basille et al. 2002	
Millimeter data calculated by $mm = 2^{(-phi)}$	

Reciprocal Absolute Relative Dispersion (RARD) Scale	
< 0.5	Excellent homogeneity (e.g., beaches)
0.5 to 1.0	Good homogeneity
1.0 to 1.33	Fair homogeneity
> 1.33	Poor homogeneity (e.g., glacial)



DD-23-BB



Post-Digestion Grain Size Distribution

Onshore Grab Sample

Sample: DD-23-BB

Total Digested Mass: 29.238 grams

% Silica: 61.2 %

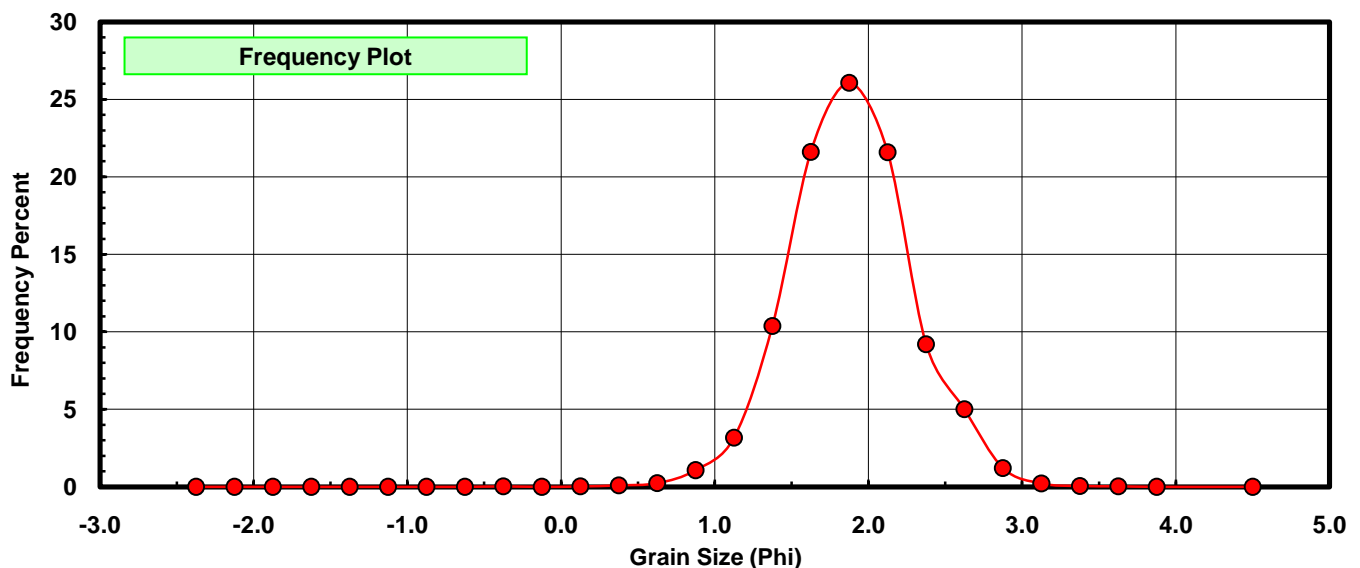
Sieve Size (phi)	Sieve Midpt (phi)	Weight (grams)	Freq Weight %	Cumulative Weight %
-2.25	-2.375	0.000	0.000	0.000
-2.00	-2.125	0.000	0.000	0.000
-1.75	-1.875	0.000	0.000	0.000
-1.50	-1.625	0.000	0.000	0.000
-1.25	-1.375	0.000	0.000	0.000
-1.00	-1.125	0.000	0.000	0.000
-0.75	-0.875	0.000	0.000	0.000
-0.50	-0.625	0.000	0.000	0.000
-0.25	-0.375	0.008	0.027	0.027
0.00	-0.125	0.000	0.000	0.027
0.25	0.125	0.007	0.024	0.051
0.50	0.375	0.028	0.096	0.147
0.75	0.625	0.069	0.236	0.383
1.00	0.875	0.314	1.074	1.457
1.25	1.125	0.927	3.171	4.628
1.50	1.375	3.036	10.384	15.011
1.75	1.625	6.320	21.616	36.627
2.00	1.875	7.619	26.059	62.686
2.25	2.125	6.310	21.582	84.267
2.50	2.375	2.691	9.204	93.471
2.75	2.625	1.462	5.000	98.471
3.00	2.875	0.356	1.218	99.689
3.25	3.125	0.064	0.219	99.908
3.50	3.375	0.016	0.055	99.962
3.75	3.625	0.011	0.038	100.000
4.00	3.875	0.000	0.000	100.000
5.00	4.500	0.000	0.000	100.000

Statistical Results			
Mean:	1.8830	phi	(0.2711 mm)
Standard Dev:	0.4052	phi-units	(0.7551 mm)
Skewness:	-0.0034	dimensionless	
Kurtosis:	3.6177	dimensionless	
5th Moment:	-1.4712	dimensionless	
6th Moment:	30.1825	dimensionless	
RARD *	0.2152	dimensionless	
Median	1.7533	phi	(0.2966 mm)

* RARD = reciprocal absolute relative dispersion (see below)

Statistical Explanation	
Calculations based on the Method of Moments	
Skewness: 3rd Stand. Moment; Exact Gaussian = 0.0	
Kurtosis: 4th Stand. Moment; Exact Gaussian = 3.0	
For Further Explanation, See Basille et al. 2002	
Millimeter data calculated by $mm = 2^{(-phi)}$	

Reciprocal Absolute Relative Dispersion (RARD) Scale	
< 0.5	Excellent homogeneity (e.g., beaches)
0.5 to 1.0	Good homogeneity
1.0 to 1.33	Fair homogeneity
> 1.33	Poor homogeneity (e.g., glacial)



DD-23-BB

