

**Onshore Grab Sample**

**Sample:** DD-22  
**Sample Taken By:** D. Phelps  
**Sample Collected On:** 2/25/09  
**Splits?** N/A

**County:** Dade  
**Latitude:** 25° 40' 38.0"  
**Longitude:** 80° 09' 14.9"  
**Datum:** WGS 84  
**Surf. Elev:** N/A  
**Datum:** N/A

**Fine Data Summary**

Total Sample Weight 53.74 grams  
Total Fines in Sample 0.136 grams  
Total Percent Fines 0.25 %

**Dry Sieving Summary**

Total Sample Weight 53.687 grams  
Total Digested Weight 36.591 grams  
Total Carbonate Weight 17.096 grams  
Total Silica % 68.16 %  
Total Carbonate % 31.84 %  
Carbonate/Silica Ratio 0.467

**General Comments:**

None

**Description**

Worked By: M. Ladle

# Pre-Digestion Grain Size Distribution

Onshore Grab Sample

Sample: DD-22

Total Sample Mass: 53.687 grams

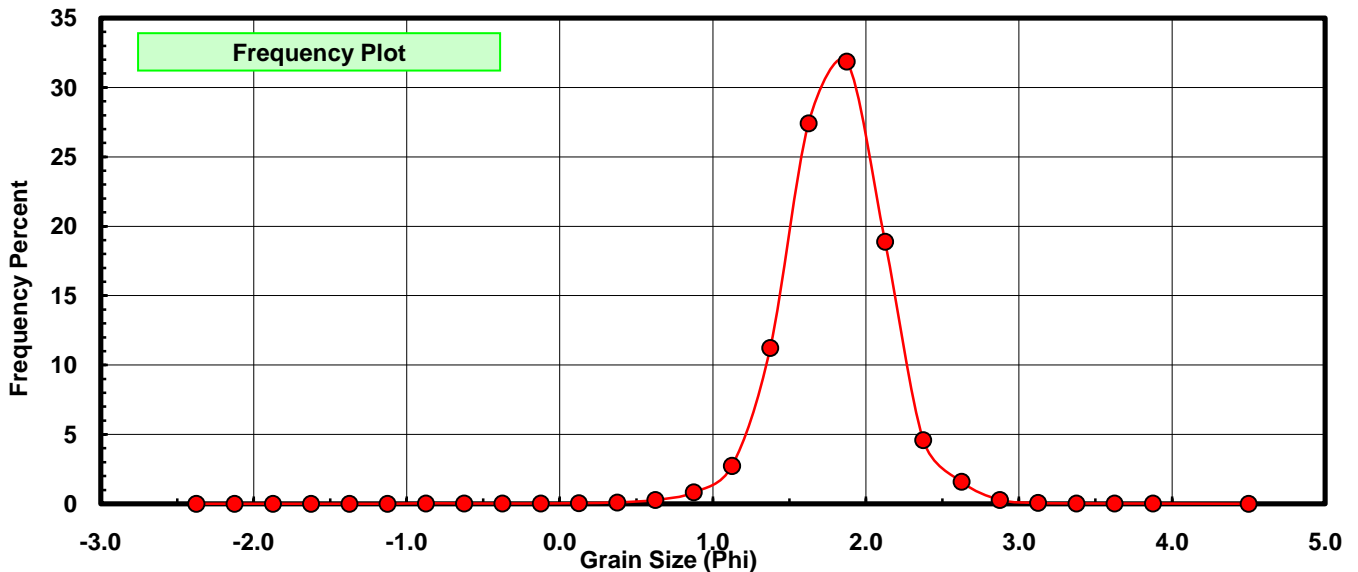
Sieve Size (phi)	Sieve Midpt (phi)	Weight (grams)	Freq Weight %	Cumulative Weight %
-2.25	-2.375	0.000	0.000	0.000
-2.00	-2.125	0.000	0.000	0.000
-1.75	-1.875	0.000	0.000	0.000
-1.50	-1.625	0.000	0.000	0.000
-1.25	-1.375	0.000	0.000	0.000
-1.00	-1.125	0.000	0.000	0.000
-0.75	-0.875	0.017	0.032	0.032
-0.50	-0.625	0.010	0.019	0.050
-0.25	-0.375	0.009	0.017	0.067
0.00	-0.125	0.011	0.020	0.088
0.25	0.125	0.023	0.043	0.130
0.50	0.375	0.052	0.097	0.227
0.75	0.625	0.149	0.278	0.505
1.00	0.875	0.440	0.820	1.324
1.25	1.125	1.466	2.731	4.055
1.50	1.375	6.028	11.228	15.283
1.75	1.625	14.718	27.414	42.697
2.00	1.875	17.101	31.853	74.551
2.25	2.125	10.142	18.891	93.442
2.50	2.375	2.459	4.580	98.022
2.75	2.625	0.849	1.581	99.603
3.00	2.875	0.152	0.283	99.886
3.25	3.125	0.031	0.058	99.944
3.50	3.375	0.013	0.024	99.968
3.75	3.625	0.009	0.017	99.985
4.00	3.875	0.008	0.015	100.000
5.00	4.50	0.000	0.000	100.000

Statistical Results			
Mean:	1.8003	phi	(0.2871 mm)
Standard Dev:	0.3405	phi-units	(0.7898 mm)
Skewness:	-0.3601	dimensionless	
Kurtosis:	6.3377	dimensionless	
5th Moment:	-16.4167	dimensionless	
6th Moment:	164.5135	dimensionless	
RARD *	0.1891	dimensionless	
Median	1.6823	phi	(0.3116 mm)

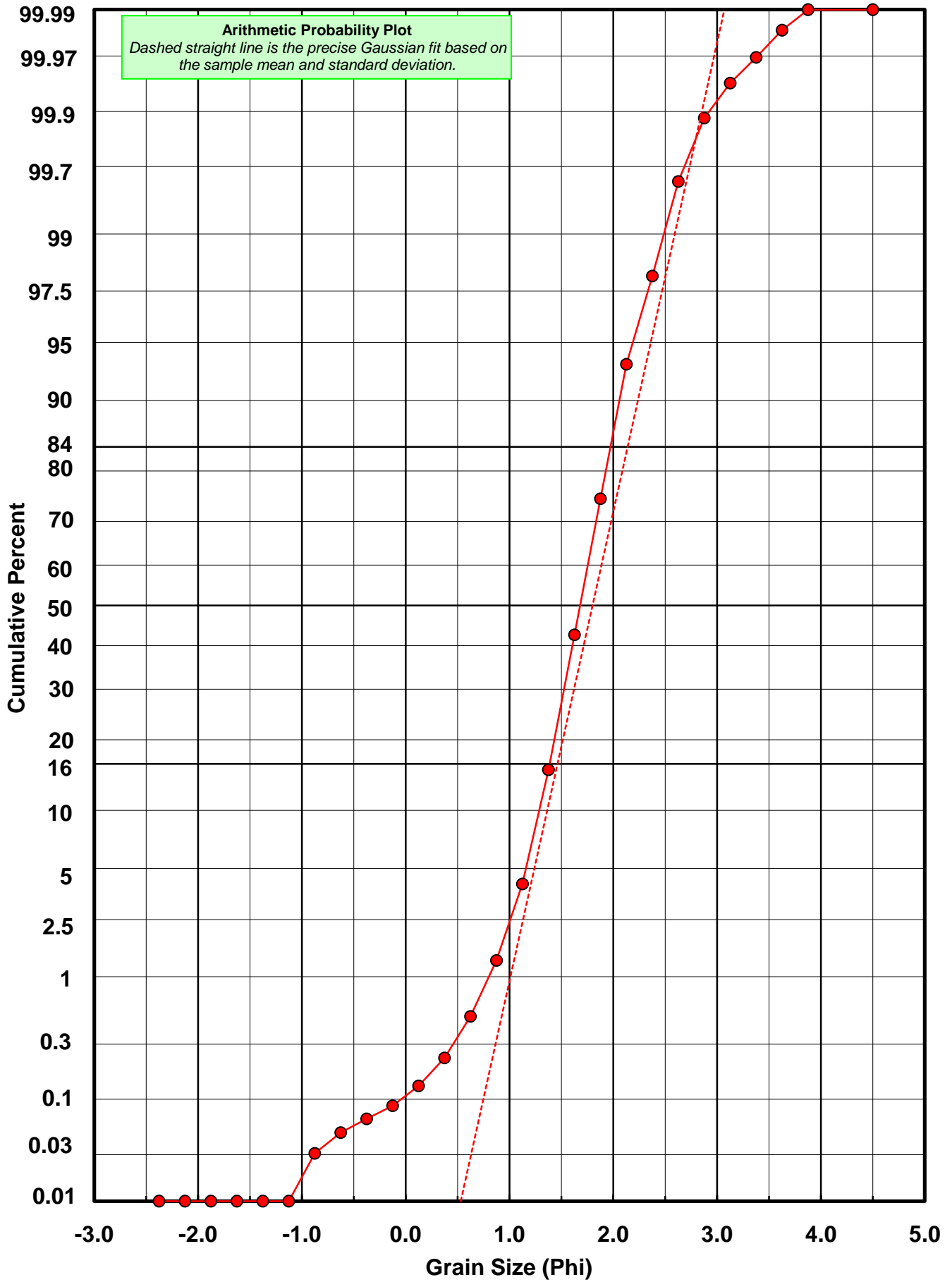
\* RARD = reciprocal absolute relative dispersion (see below)

Statistical Explanation	
Calculations based on the Method of Moments	
Skewness: 3rd Stand. Moment; Exact Gaussian = 0.0	
Kurtosis: 4th Stand. Moment; Exact Gaussian = 3.0	
For Further Explanation, See Basille et al. 2002	
Millimeter data calculated by $mm = 2^{(-\phi)}$	

Reciprocal Absolute Relative Dispersion (RARD) Scale	
< 0.5	Excellent homogeneity (e.g., beaches)
0.5 to 1.0	Good homogeneity
1.0 to 1.33	Fair homogeneity
> 1.33	Poor homogeneity (e.g., glacial)



# DD-22



# Carbonate Grain Size Distribution

Onshore Grab Sample

Sample: DD-22

Total Carbonate Mass: 17.097 grams

% Carbonate: 31.8 %

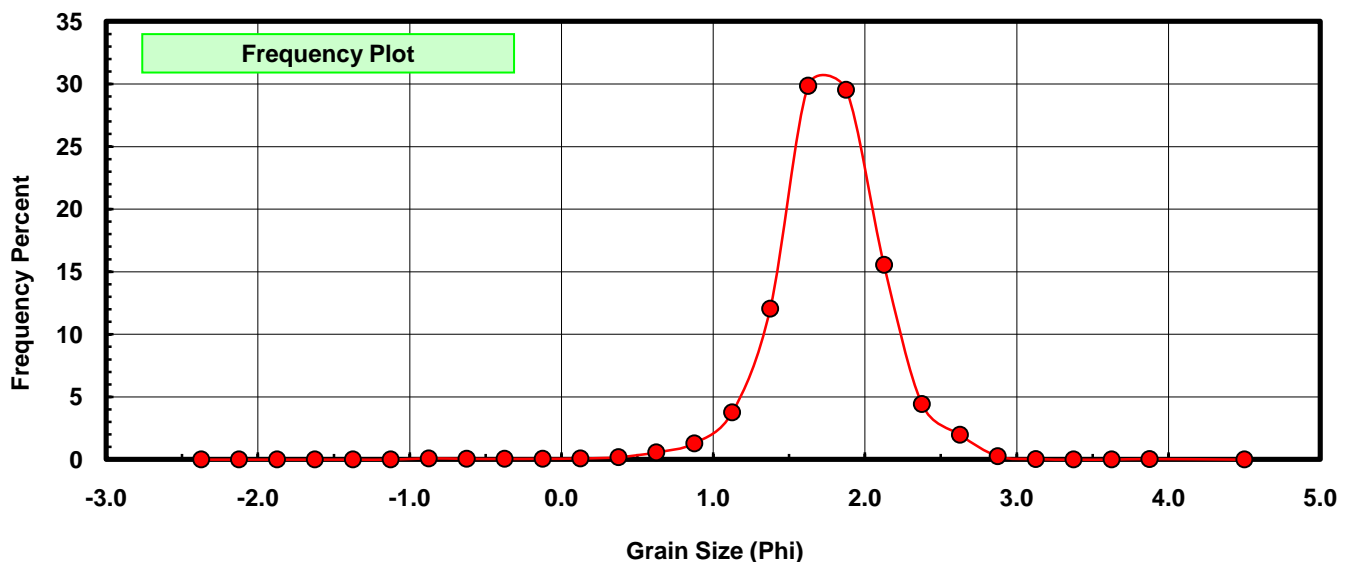
Sieve Size (phi)	Sieve Midpt (phi)	Weight (grams)	Freq Weight %	Cumulative Weight %
-2.25	-2.375	0.000	0.000	0.000
-2.00	-2.125	0.000	0.000	0.000
-1.75	-1.875	0.000	0.000	0.000
-1.50	-1.625	0.000	0.000	0.000
-1.25	-1.375	0.000	0.000	0.000
-1.00	-1.125	0.000	0.000	0.000
-0.75	-0.875	0.017	0.099	0.099
-0.50	-0.625	0.010	0.058	0.158
-0.25	-0.375	0.009	0.053	0.211
0.00	-0.125	0.011	0.064	0.275
0.25	0.125	0.015	0.088	0.363
0.50	0.375	0.033	0.193	0.556
0.75	0.625	0.099	0.579	1.135
1.00	0.875	0.222	1.298	2.433
1.25	1.125	0.646	3.778	6.212
1.50	1.375	2.060	12.049	18.261
1.75	1.625	5.105	29.859	48.120
2.00	1.875	5.052	29.549	77.669
2.25	2.125	2.659	15.552	93.221
2.50	2.375	0.758	4.434	97.655
2.75	2.625	0.340	1.989	99.643
3.00	2.875	0.046	0.269	99.912
3.25	3.125	0.007	0.041	99.953
3.50	3.375	0.000	0.000	99.953
3.75	3.625	0.000	0.000	99.953
4.00	3.875	0.008	0.047	100.000
5.00	4.500	0.000	0.000	100.000

Statistical Results			
Mean:	1.7606	phi	(0.2951 mm)
Standard Dev:	0.3851	phi-units	(0.7657 mm)
Skewness:	-0.7275	dimensionless	
Kurtosis:	7.7810	dimensionless	
5th Moment:	-26.6710	dimensionless	
6th Moment:	206.0775	dimensionless	
RARD *	0.2187	dimensionless	
Median	1.6409	phi	(0.3207 mm)

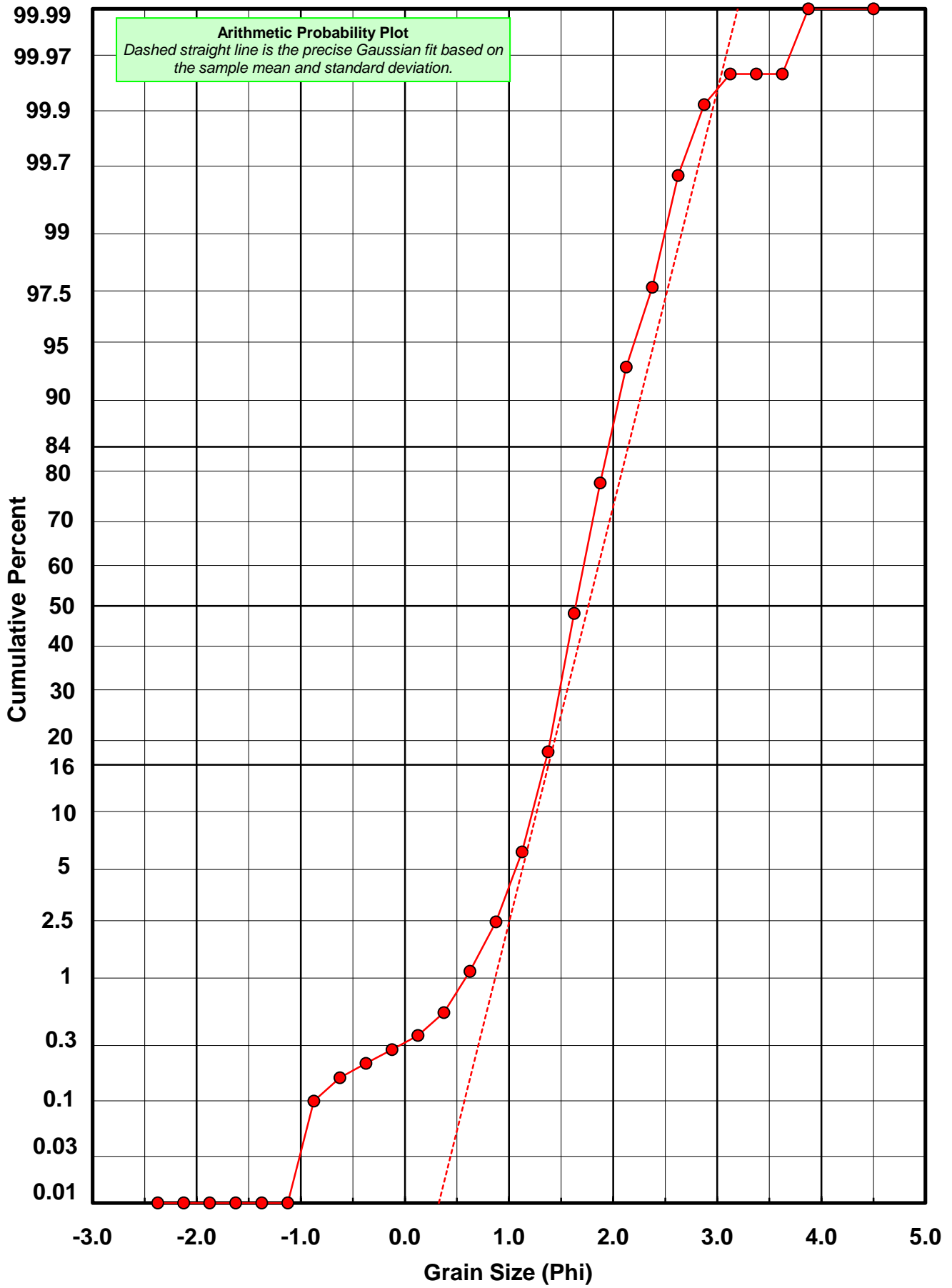
\* RARD = reciprocal absolute relative dispersion (see below)

Statistical Explanation	
Calculations based on the Method of Moments	
Skewness: 3rd Stand. Moment; Exact Gaussian = 0.0	
Kurtosis: 4th Stand. Moment; Exact Gaussian = 3.0	
For Further Explanation, See Basille et al. 2002	
Millimeter data calculated by $mm = 2^{(-\phi)}$	

Reciprocal Absolute Relative Dispersion (RARD) Scale	
< 0.5	Excellent homogeneity (e.g., beaches)
0.5 to 1.0	Good homogeneity
1.0 to 1.33	Fair homogeneity
> 1.33	Poor homogeneity (e.g., glacial)



# DD-22



# Post-Digestion Grain Size Distribution

Onshore Grab Sample

Sample: DD-22

Total Digested Mass: 36.591 grams

% Silica: 68.2 %

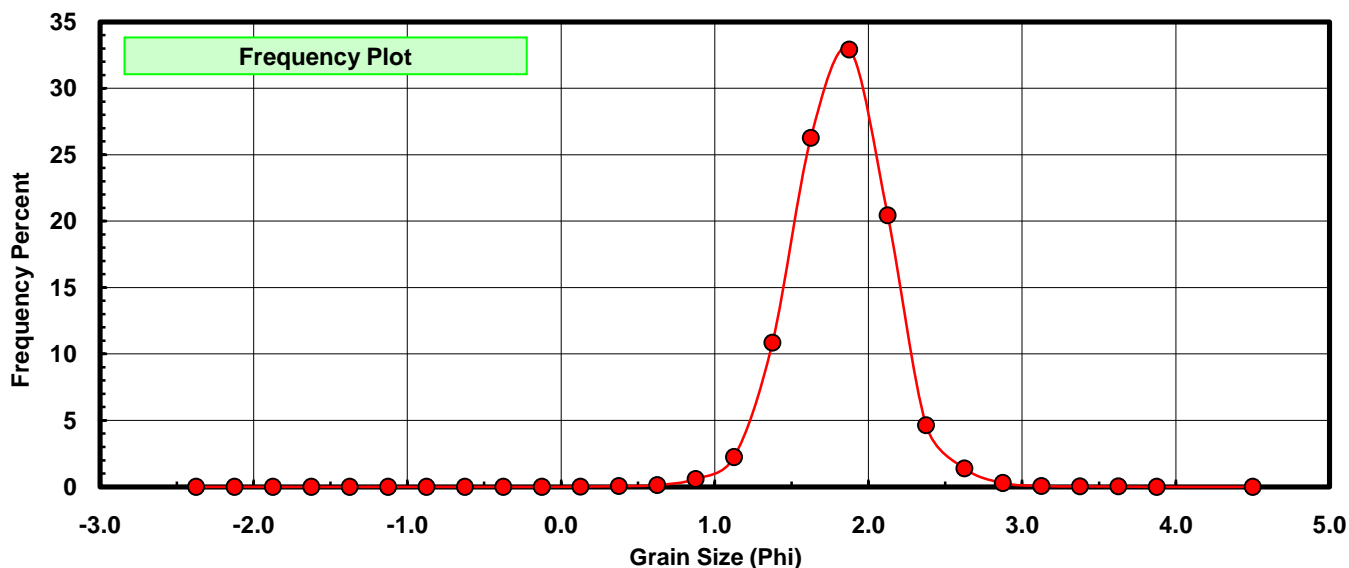
Sieve Size (phi)	Sieve Midpt (phi)	Weight (grams)	Freq Weight %	Cumulative Weight %
-2.25	-2.375	0.000	0.000	0.000
-2.00	-2.125	0.000	0.000	0.000
-1.75	-1.875	0.000	0.000	0.000
-1.50	-1.625	0.000	0.000	0.000
-1.25	-1.375	0.000	0.000	0.000
-1.00	-1.125	0.000	0.000	0.000
-0.75	-0.875	0.000	0.000	0.000
-0.50	-0.625	0.000	0.000	0.000
-0.25	-0.375	0.000	0.000	0.000
0.00	-0.125	0.000	0.000	0.000
0.25	0.125	0.008	0.022	0.022
0.50	0.375	0.019	0.052	0.074
0.75	0.625	0.050	0.137	0.210
1.00	0.875	0.218	0.596	0.806
1.25	1.125	0.820	2.241	3.047
1.50	1.375	3.968	10.844	13.891
1.75	1.625	9.613	26.271	40.163
2.00	1.875	12.049	32.929	73.092
2.25	2.125	7.483	20.450	93.542
2.50	2.375	1.701	4.649	98.191
2.75	2.625	0.509	1.391	99.582
3.00	2.875	0.106	0.290	99.872
3.25	3.125	0.024	0.066	99.937
3.50	3.375	0.013	0.036	99.973
3.75	3.625	0.010	0.027	100.000
4.00	3.875	0.000	0.000	100.000
5.00	4.500	0.000	0.000	100.000

Statistical Results			
Mean:	1.8190	phi	(0.2834 mm)
Standard Dev:	0.3218	phi-units	(0.8001 mm)
Skewness:	0.0046	dimensionless	
Kurtosis:	4.2154	dimensionless	
5th Moment:	0.8629	dimensionless	
6th Moment:	44.9598	dimensionless	
RARD *	0.1769	dimensionless	
Median	1.6997	phi	(0.3079 mm)

\* RARD = reciprocal absolute relative dispersion (see below)

Statistical Explanation	
Calculations based on the Method of Moments	
Skewness: 3rd Stand. Moment; Exact Gaussian = 0.0	
Kurtosis: 4th Stand. Moment; Exact Gaussian = 3.0	
For Further Explanation, See Basille et al. 2002	
Millimeter data calculated by $mm = 2^{(-\phi)}$	

Reciprocal Absolute Relative Dispersion (RARD) Scale	
< 0.5	Excellent homogeneity (e.g., beaches)
0.5 to 1.0	Good homogeneity
1.0 to 1.33	Fair homogeneity
> 1.33	Poor homogeneity (e.g., glacial)



# DD-22

