

**Onshore Grab Sample**

**Sample:** DD-18  
**Sample Taken By:** D. Phelps  
**Sample Collected On:** 2/25/09  
**Splits?** N/A

**County:** Dade  
**Latitude:** 25° 43' 36.1"  
**Longitude:** 80° 08' 54.5"  
**Datum:** WGS 84  
**Surf. Elev:** N/A  
**Datum:** N/A

**Fine Data Summary**

Total Sample Weight 55.937 grams  
Total Fines in Sample 0.177 grams  
Total Percent Fines 0.32 %

**Dry Sieving Summary**

Total Sample Weight 55.729 grams  
Total Digested Weight 36.445 grams  
Total Carbonate Weight 19.284 grams  
Total Silica % 65.40 %  
Total Carbonate % 34.60 %  
Carbonate/Silica Ratio 0.529

**General Comments:**

None

**Description**

Worked By: M. Ladle

# Pre-Digestion Grain Size Distribution

Onshore Grab Sample

Sample: DD-18

Total Sample Mass: 55.729 grams

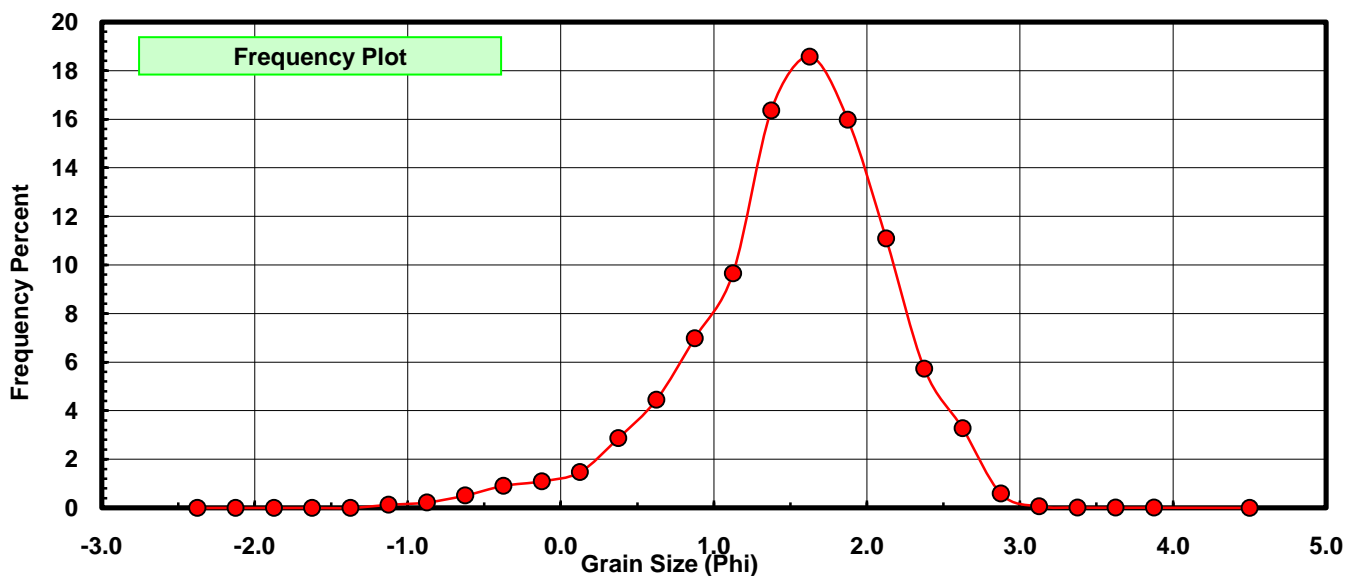
Sieve Size (phi)	Sieve Midpt (phi)	Weight (grams)	Freq Weight %	Cumulative Weight %
-2.25	-2.375	0.000	0.000	0.000
-2.00	-2.125	0.000	0.000	0.000
-1.75	-1.875	0.000	0.000	0.000
-1.50	-1.625	0.000	0.000	0.000
-1.25	-1.375	0.000	0.000	0.000
-1.00	-1.125	0.070	0.126	0.126
-0.75	-0.875	0.125	0.224	0.350
-0.50	-0.625	0.283	0.508	0.858
-0.25	-0.375	0.506	0.908	1.766
0.00	-0.125	0.609	1.093	2.858
0.25	0.125	0.820	1.471	4.330
0.50	0.375	1.597	2.866	7.196
0.75	0.625	2.481	4.452	11.647
1.00	0.875	3.893	6.986	18.633
1.25	1.125	5.380	9.654	28.287
1.50	1.375	9.121	16.367	44.654
1.75	1.625	10.356	18.583	63.236
2.00	1.875	8.907	15.983	79.219
2.25	2.125	6.180	11.089	90.308
2.50	2.375	3.196	5.735	96.043
2.75	2.625	1.826	3.277	99.320
3.00	2.875	0.327	0.587	99.907
3.25	3.125	0.034	0.061	99.968
3.50	3.375	0.008	0.014	99.982
3.75	3.625	0.005	0.009	99.991
4.00	3.875	0.005	0.009	100.000
5.00	4.50	0.000	0.000	100.000

Statistical Results			
Mean:	1.5033	phi	(0.3527 mm)
Standard Dev:	0.6499	phi-units	(0.6373 mm)
Skewness:	-0.7489	dimensionless	
Kurtosis:	3.9997	dimensionless	
5th Moment:	-7.8700	dimensionless	
6th Moment:	30.5027	dimensionless	
RARD *	0.4323	dimensionless	
Median	1.4469	phi	(0.3668 mm)

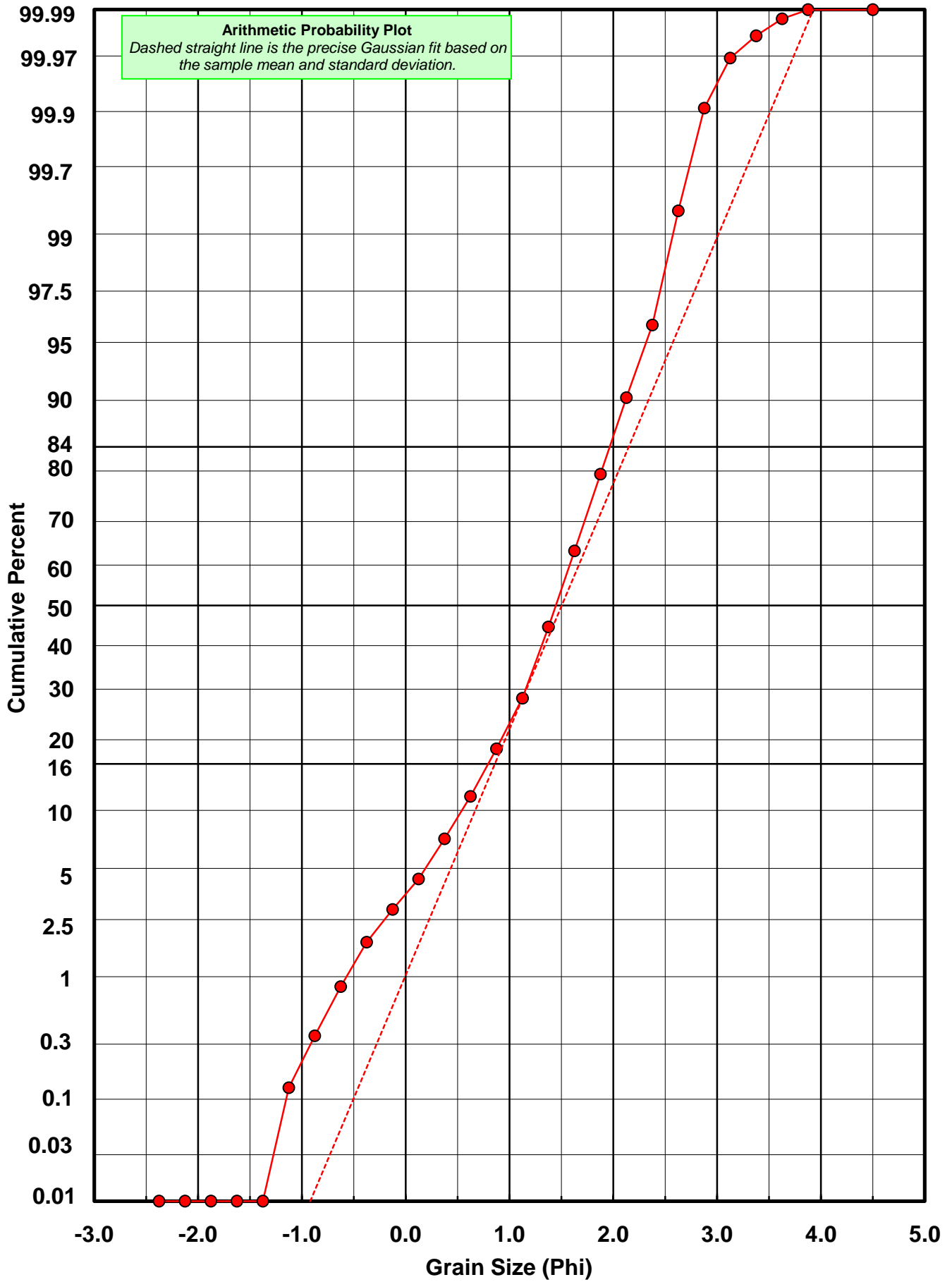
\* RARD = reciprocal absolute relative dispersion (see below)

Statistical Explanation
Calculations based on the Method of Moments
Skewness: 3rd Stand. Moment; Exact Gaussian = 0.0
Kurtosis: 4th Stand. Moment; Exact Gaussian = 3.0
For Further Explanation, See Basille et al. 2002
Millimeter data calculated by $mm = 2^{(-\phi)}$

Reciprocal Absolute Relative Dispersion (RARD) Scale	
< 0.5	Excellent homogeneity (e.g., beaches)
0.5 to 1.0	Good homogeneity
1.0 to 1.33	Fair homogeneity
> 1.33	Poor homogeneity (e.g., glacial)



# DD-18



# Carbonate Grain Size Distribution

Onshore Grab Sample

Sample: DD-18

Total Carbonate Mass: 19.299 grams

% Carbonate: 34.6 %

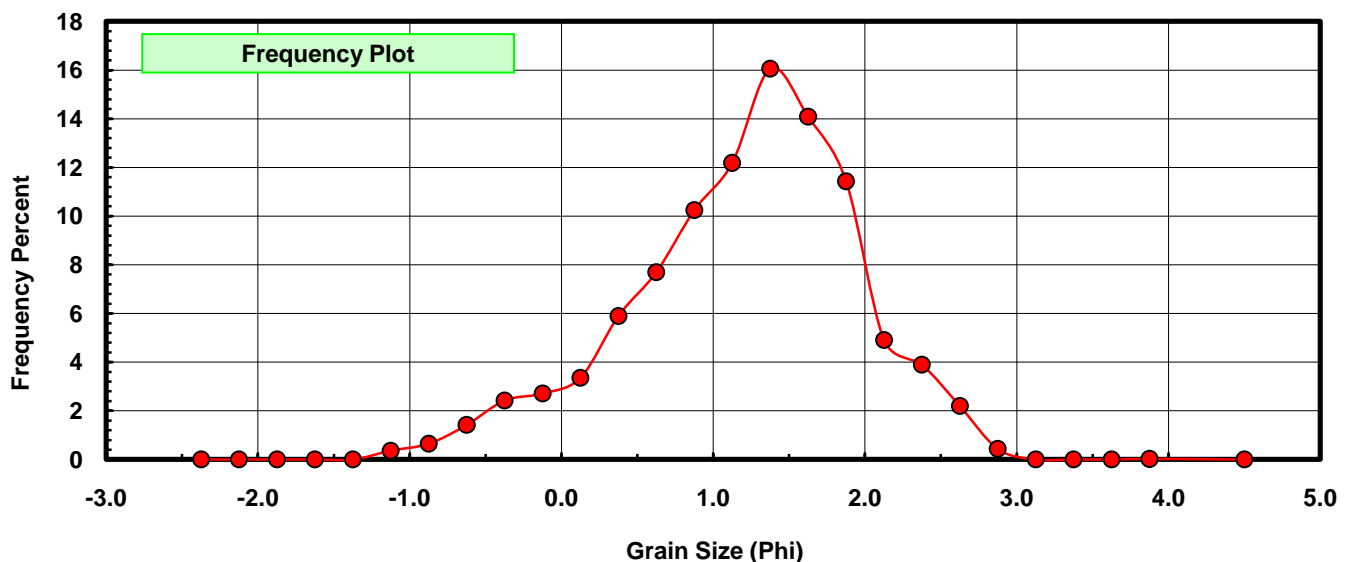
Sieve Size (phi)	Sieve Midpt (phi)	Weight (grams)	Freq Weight %	Cumulative Weight %
-2.25	-2.375	0.000	0.000	0.000
-2.00	-2.125	0.000	0.000	0.000
-1.75	-1.875	0.000	0.000	0.000
-1.50	-1.625	0.000	0.000	0.000
-1.25	-1.375	0.000	0.000	0.000
-1.00	-1.125	0.070	0.363	0.363
-0.75	-0.875	0.125	0.648	1.010
-0.50	-0.625	0.274	1.420	2.430
-0.25	-0.375	0.468	2.425	4.855
0.00	-0.125	0.523	2.710	7.565
0.25	0.125	0.649	3.363	10.928
0.50	0.375	1.138	5.897	16.825
0.75	0.625	1.486	7.700	24.525
1.00	0.875	1.977	10.244	34.769
1.25	1.125	2.352	12.187	46.956
1.50	1.375	3.099	16.058	63.014
1.75	1.625	2.718	14.084	77.097
2.00	1.875	2.207	11.436	88.533
2.25	2.125	0.948	4.912	93.445
2.50	2.375	0.752	3.897	97.342
2.75	2.625	0.424	2.197	99.539
3.00	2.875	0.084	0.435	99.974
3.25	3.125	0.000	0.000	99.974
3.50	3.375	0.000	0.000	99.974
3.75	3.625	0.000	0.000	99.974
4.00	3.875	0.005	0.026	100.000
5.00	4.500	0.000	0.000	100.000

Statistical Results			
Mean:	1.2023	phi	(0.4346 mm)
Standard Dev:	0.7654	phi-units	(0.5883 mm)
Skewness:	-0.4857	dimensionless	
Kurtosis:	3.0021	dimensionless	
5th Moment:	-3.4346	dimensionless	
6th Moment:	14.3562	dimensionless	
RARD *	0.6366	dimensionless	
Median	1.1724	phi	(0.4437 mm)

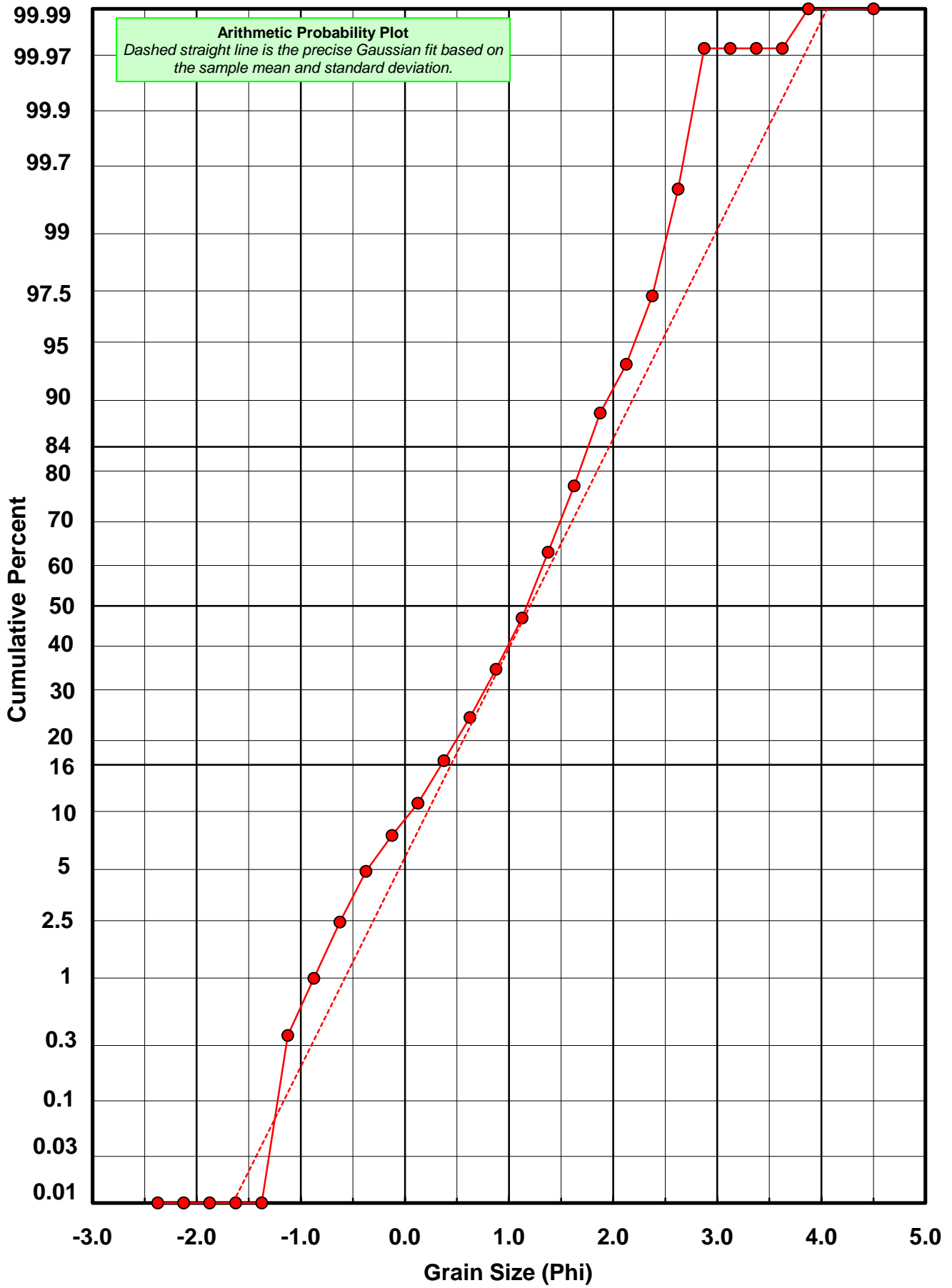
\* RARD = reciprocal absolute relative dispersion (see below)

Statistical Explanation	
Calculations based on the Method of Moments	
Skewness: 3rd Stand. Moment; Exact Gaussian = 0.0	
Kurtosis: 4th Stand. Moment; Exact Gaussian = 3.0	
For Further Explanation, See Basille et al. 2002	
Millimeter data calculated by $mm = 2^{(-phi)}$	

Reciprocal Absolute Relative Dispersion (RARD) Scale	
< 0.5	Excellent homogeneity (e.g., beaches)
0.5 to 1.0	Good homogeneity
1.0 to 1.33	Fair homogeneity
> 1.33	Poor homogeneity (e.g., glacial)



# DD-18



# Post-Digestion Grain Size Distribution

Onshore Grab Sample

Sample: DD-18

Total Digested Mass: 36.445 grams

% Silica: 65.4 %

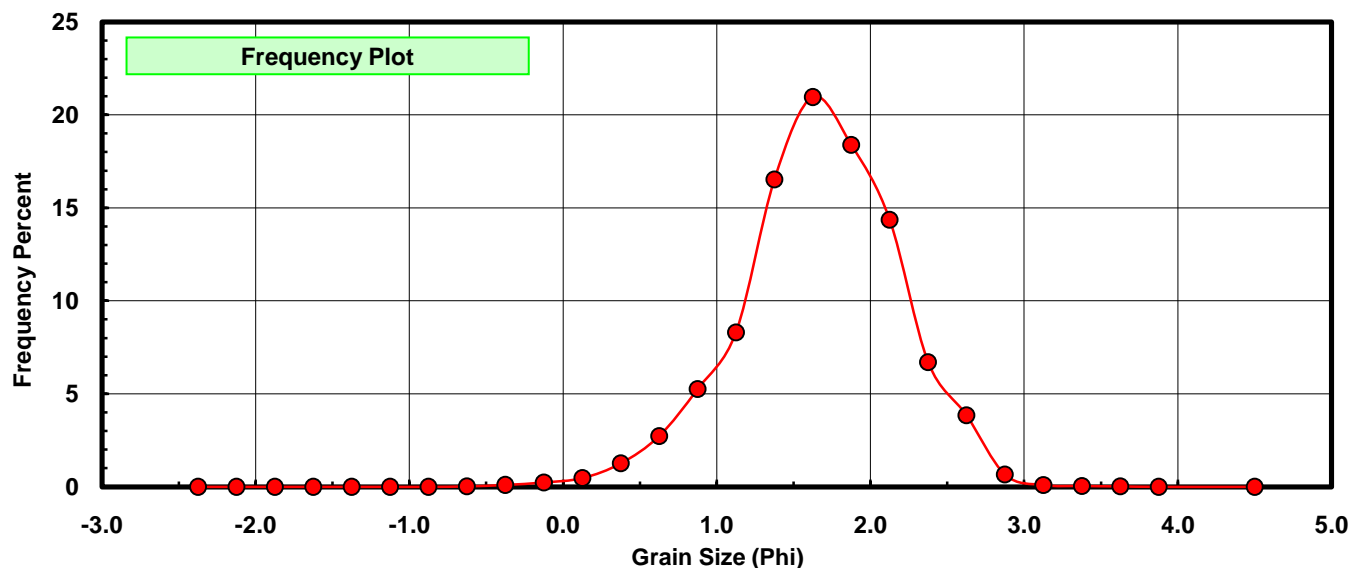
Sieve Size (phi)	Sieve Midpt (phi)	Weight (grams)	Freq Weight %	Cumulative Weight %
-2.25	-2.375	0.000	0.000	0.000
-2.00	-2.125	0.000	0.000	0.000
-1.75	-1.875	0.000	0.000	0.000
-1.50	-1.625	0.000	0.000	0.000
-1.25	-1.375	0.000	0.000	0.000
-1.00	-1.125	0.000	0.000	0.000
-0.75	-0.875	0.000	0.000	0.000
-0.50	-0.625	0.009	0.025	0.025
-0.25	-0.375	0.038	0.104	0.129
0.00	-0.125	0.086	0.236	0.365
0.25	0.125	0.171	0.469	0.834
0.50	0.375	0.459	1.259	2.094
0.75	0.625	0.995	2.730	4.824
1.00	0.875	1.916	5.257	10.081
1.25	1.125	3.028	8.308	18.389
1.50	1.375	6.022	16.524	34.913
1.75	1.625	7.638	20.958	55.870
2.00	1.875	6.700	18.384	74.254
2.25	2.125	5.232	14.356	88.610
2.50	2.375	2.444	6.706	95.316
2.75	2.625	1.402	3.847	99.163
3.00	2.875	0.243	0.667	99.830
3.25	3.125	0.036	0.099	99.929
3.50	3.375	0.017	0.047	99.975
3.75	3.625	0.009	0.025	100.000
4.00	3.875	0.000	0.000	100.000
5.00	4.500	0.000	0.000	100.000

Statistical Results			
Mean:	1.6635	phi	(0.3157 mm)
Standard Dev:	0.5249	phi-units	(0.695 mm)
Skewness:	-0.3503	dimensionless	
Kurtosis:	3.4340	dimensionless	
5th Moment:	-3.8362	dimensionless	
6th Moment:	22.2787	dimensionless	
RARD *	0.3156	dimensionless	
Median	1.5550	phi	(0.3403 mm)

\* RARD = reciprocal absolute relative dispersion (see below)

Statistical Explanation	
Calculations based on the Method of Moments	
Skewness: 3rd Stand. Moment; Exact Gaussian = 0.0	
Kurtosis: 4th Stand. Moment; Exact Gaussian = 3.0	
For Further Explanation, See Basille et al. 2002	
Millimeter data calculated by $mm = 2^{(-\phi)}$	

Reciprocal Absolute Relative Dispersion (RARD) Scale	
< 0.5	Excellent homogeneity (e.g., beaches)
0.5 to 1.0	Good homogeneity
1.0 to 1.33	Fair homogeneity
> 1.33	Poor homogeneity (e.g., glacial)



# DD-18

