

Onshore Grab Sample

Sample: DD-11-SS
Sample Taken By: D. Phelps
Sample Collected On: 2/24/09
Splits? N/A

County: Dade
Latitude: 25° 49' 04.5"
Longitude: 80° 07' 14.4"
Datum: WGS 84
Surf. Elev: N/A
Datum: N/A

Fine Data Summary

Total Sample Weight	69.319 grams
Total Fines in Sample	0.261 grams
Total Percent Fines	0.38 %

Dry Sieving Summary

Total Sample Weight	69.132 grams
Total Digested Weight	32.425 grams
Total Carbonate Weight	36.707 grams
Total Silica %	46.90 %
Total Carbonate %	53.10 %
Carbonate/Silica Ratio	1.132

General Comments:

None

Description

Worked By: M. Ladle

Pre-Digestion Grain Size Distribution

Onshore Grab Sample

Sample: DD-11-SS

Total Sample Mass: 69.132 grams

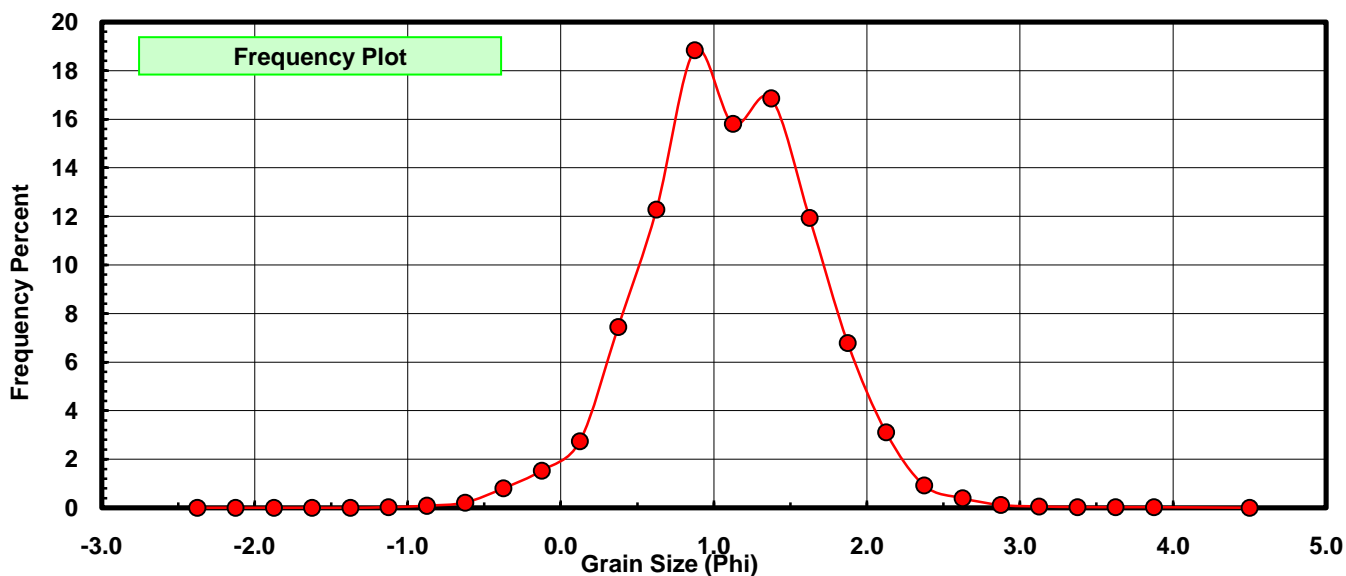
Sieve Size (phi)	Sieve Midpt (phi)	Weight (grams)	Freq Weight %	Cumulative Weight %
-2.25	-2.375	0.000	0.000	0.000
-2.00	-2.125	0.000	0.000	0.000
-1.75	-1.875	0.000	0.000	0.000
-1.50	-1.625	0.000	0.000	0.000
-1.25	-1.375	0.000	0.000	0.000
-1.00	-1.125	0.015	0.022	0.022
-0.75	-0.875	0.059	0.085	0.107
-0.50	-0.625	0.148	0.214	0.321
-0.25	-0.375	0.554	0.801	1.122
0.00	-0.125	1.058	1.530	2.653
0.25	0.125	1.896	2.743	5.395
0.50	0.375	5.149	7.448	12.844
0.75	0.625	8.487	12.277	25.120
1.00	0.875	13.022	18.836	43.956
1.25	1.125	10.926	15.805	59.761
1.50	1.375	11.654	16.858	76.619
1.75	1.625	8.256	11.942	88.561
2.00	1.875	4.687	6.780	95.341
2.25	2.125	2.148	3.107	98.448
2.50	2.375	0.633	0.916	99.364
2.75	2.625	0.273	0.395	99.758
3.00	2.875	0.078	0.113	99.871
3.25	3.125	0.037	0.054	99.925
3.50	3.375	0.020	0.029	99.954
3.75	3.625	0.016	0.023	99.977
4.00	3.875	0.016	0.023	100.000
5.00	4.50	0.000	0.000	100.000

Statistical Results			
Mean:	1.1022	phi	(0.4658 mm)
Standard Dev:	0.5584	phi-units	(0.679 mm)
Skewness:	-0.0193	dimensionless	
Kurtosis:	3.4141	dimensionless	
5th Moment:	0.4863	dimensionless	
6th Moment:	24.2038	dimensionless	
RARD *	0.5066	dimensionless	
Median	0.9706	phi	(0.5103 mm)

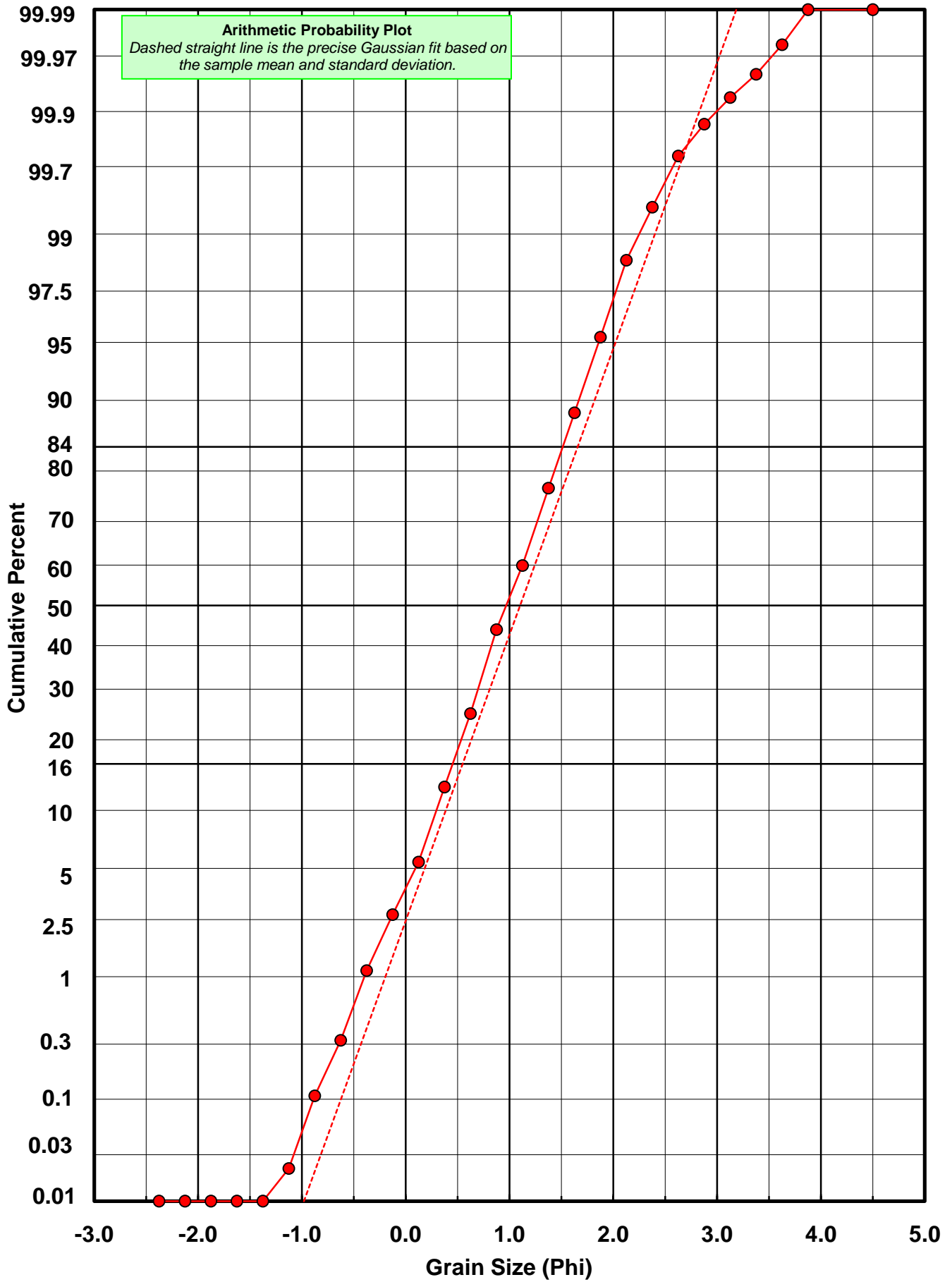
* RARD = reciprocal absolute relative dispersion (see below)

Statistical Explanation	
Calculations based on the Method of Moments	
Skewness: 3rd Stand. Moment; Exact Gaussian = 0.0	
Kurtosis: 4th Stand. Moment; Exact Gaussian = 3.0	
For Further Explanation, See Basille et al. 2002	
Millimeter data calculated by $mm = 2^{(-\phi)}$	

Reciprocal Absolute Relative Dispersion (RARD) Scale	
< 0.5	Excellent homogeneity (e.g., beaches)
0.5 to 1.0	Good homogeneity
1.0 to 1.33	Fair homogeneity
> 1.33	Poor homogeneity (e.g., glacial)



DD-11-SS



Carbonate Grain Size Distribution

Onshore Grab Sample

Sample: DD-11-SS

Total Carbonate Mass: 36.757 grams

% Carbonate: 53.1 %

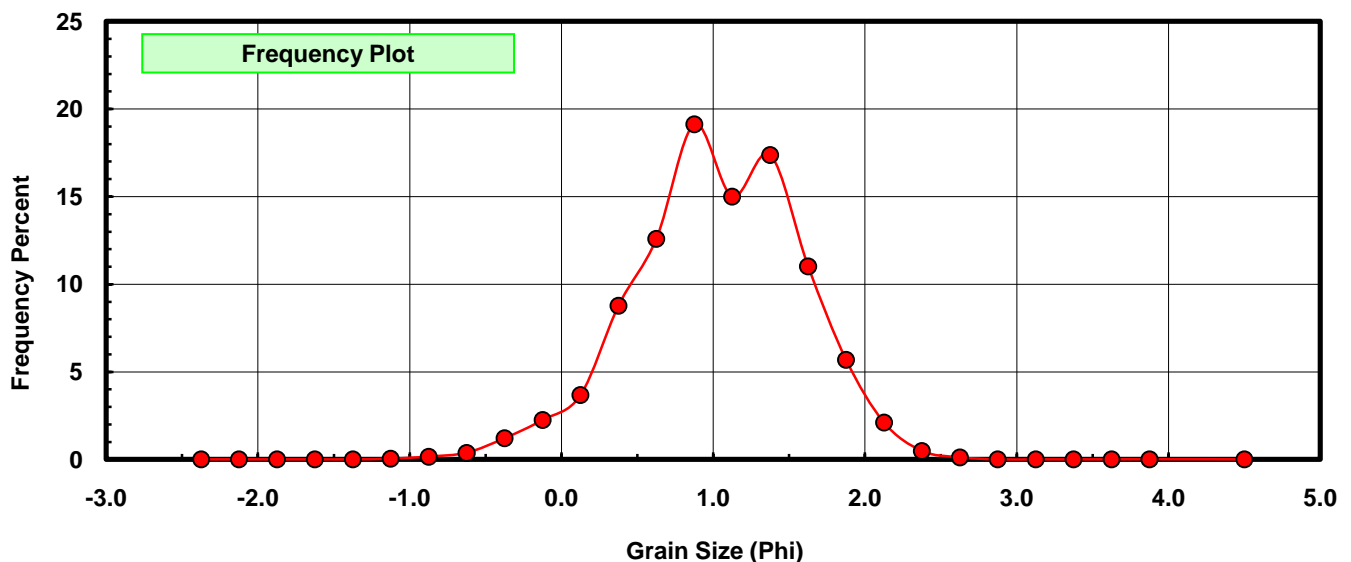
Sieve Size (phi)	Sieve Midpt (phi)	Weight (grams)	Freq Weight %	Cumulative Weight %
-2.25	-2.375	0.000	0.000	0.000
-2.00	-2.125	0.000	0.000	0.000
-1.75	-1.875	0.000	0.000	0.000
-1.50	-1.625	0.000	0.000	0.000
-1.25	-1.375	0.000	0.000	0.000
-1.00	-1.125	0.015	0.041	0.041
-0.75	-0.875	0.059	0.161	0.201
-0.50	-0.625	0.140	0.381	0.582
-0.25	-0.375	0.445	1.211	1.793
0.00	-0.125	0.827	2.250	4.043
0.25	0.125	1.349	3.670	7.713
0.50	0.375	3.224	8.771	16.484
0.75	0.625	4.629	12.594	29.077
1.00	0.875	7.029	19.123	48.200
1.25	1.125	5.515	15.004	63.204
1.50	1.375	6.389	17.382	80.586
1.75	1.625	4.049	11.016	91.602
2.00	1.875	2.091	5.689	97.290
2.25	2.125	0.774	2.106	99.396
2.50	2.375	0.177	0.482	99.878
2.75	2.625	0.042	0.114	99.992
3.00	2.875	0.000	0.000	99.992
3.25	3.125	0.000	0.000	99.992
3.50	3.375	0.000	0.000	99.992
3.75	3.625	0.000	0.000	99.992
4.00	3.875	0.003	0.008	100.000
5.00	4.500	0.000	0.000	100.000

Statistical Results			
Mean:	1.0249	phi	(0.4915 mm)
Standard Dev:	0.5592	phi-units	(0.6787 mm)
Skewness:	-0.2721	dimensionless	
Kurtosis:	3.0814	dimensionless	
5th Moment:	-2.4606	dimensionless	
6th Moment:	17.4431	dimensionless	
RARD *	0.5456	dimensionless	
Median	0.9050	phi	(0.534 mm)

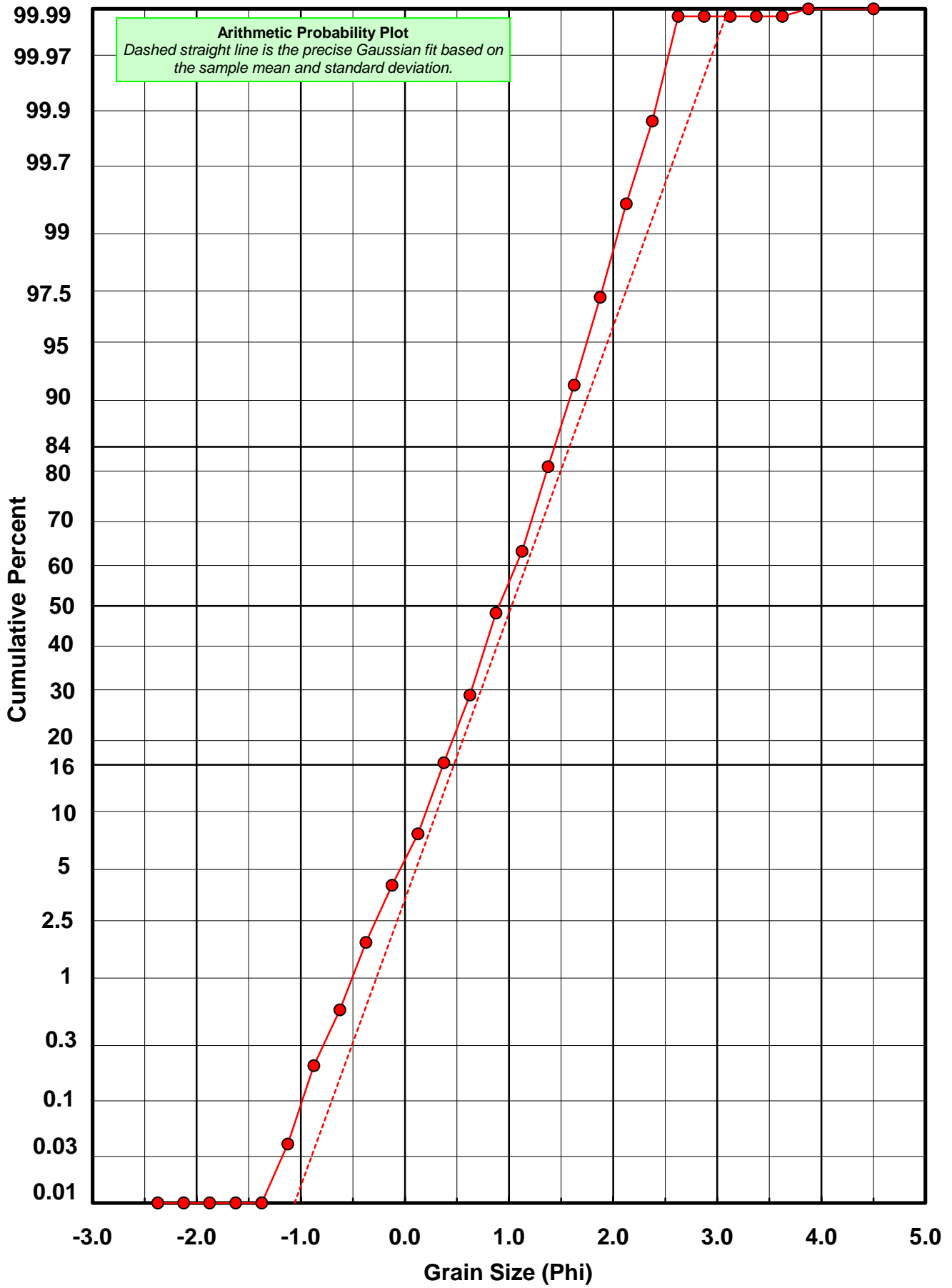
* RARD = reciprocal absolute relative dispersion (see below)

Statistical Explanation	
Calculations based on the Method of Moments	
Skewness: 3rd Stand. Moment; Exact Gaussian = 0.0	
Kurtosis: 4th Stand. Moment; Exact Gaussian = 3.0	
For Further Explanation, See Basille et al. 2002	
Millimeter data calculated by $mm = 2^{(-\phi)}$	

Reciprocal Absolute Relative Dispersion (RARD) Scale	
< 0.5	Excellent homogeneity (e.g., beaches)
0.5 to 1.0	Good homogeneity
1.0 to 1.33	Fair homogeneity
> 1.33	Poor homogeneity (e.g., glacial)



DD-11-SS



Post-Digestion Grain Size Distribution

Onshore Grab Sample

Sample: DD-11-SS

Total Digested Mass: 32.425 grams

% Silica: 46.9 %

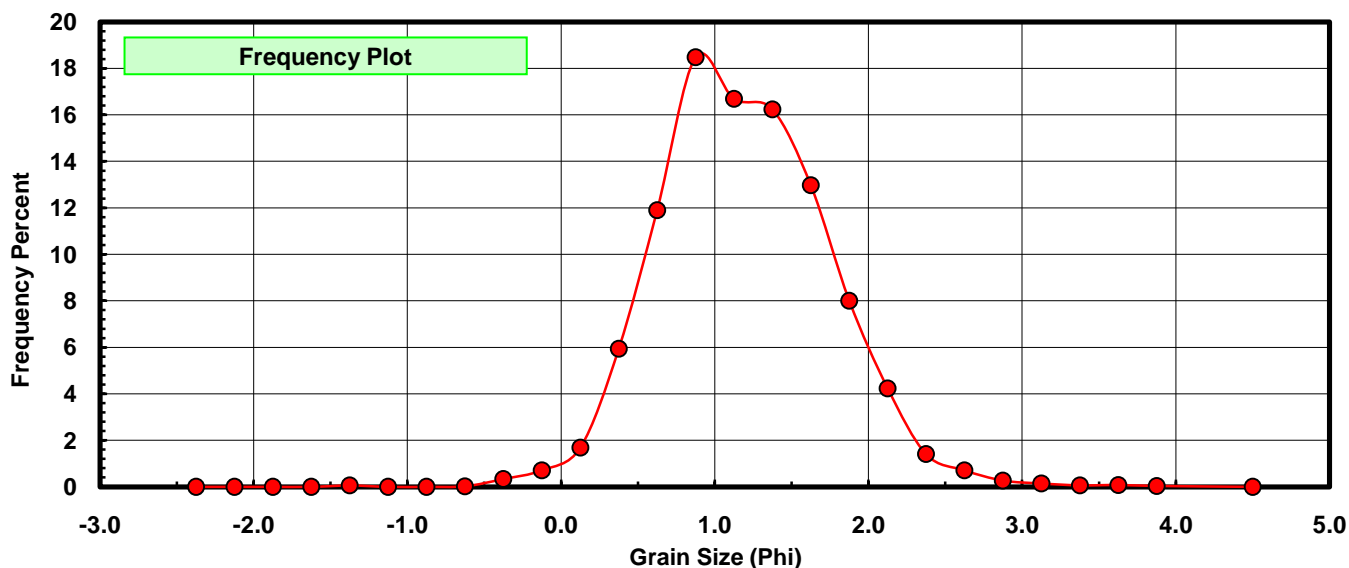
Sieve Size (phi)	Sieve Midpt (phi)	Weight (grams)	Freq Weight %	Cumulative Weight %
-2.25	-2.375	0.000	0.000	0.000
-2.00	-2.125	0.000	0.000	0.000
-1.75	-1.875	0.000	0.000	0.000
-1.50	-1.625	0.000	0.000	0.000
-1.25	-1.375	0.019	0.059	0.059
-1.00	-1.125	0.000	0.000	0.059
-0.75	-0.875	0.000	0.000	0.059
-0.50	-0.625	0.008	0.025	0.083
-0.25	-0.375	0.109	0.336	0.419
0.00	-0.125	0.231	0.712	1.132
0.25	0.125	0.547	1.687	2.819
0.50	0.375	1.925	5.937	8.756
0.75	0.625	3.858	11.898	20.654
1.00	0.875	5.993	18.483	39.136
1.25	1.125	5.411	16.688	55.824
1.50	1.375	5.265	16.237	72.062
1.75	1.625	4.207	12.975	85.036
2.00	1.875	2.596	8.006	93.042
2.25	2.125	1.374	4.237	97.280
2.50	2.375	0.456	1.406	98.686
2.75	2.625	0.231	0.712	99.399
3.00	2.875	0.088	0.271	99.670
3.25	3.125	0.047	0.145	99.815
3.50	3.375	0.021	0.065	99.880
3.75	3.625	0.026	0.080	99.960
4.00	3.875	0.013	0.040	100.000
5.00	4.500	0.000	0.000	100.000

Statistical Results			
Mean:	1.1904	phi	(0.4382 mm)
Standard Dev:	0.5599	phi-units	(0.6783 mm)
Skewness:	0.2673	dimensionless	
Kurtosis:	3.6752	dimensionless	
5th Moment:	3.2165	dimensionless	
6th Moment:	32.5603	dimensionless	
RARD *	0.4703	dimensionless	
Median	1.0377	phi	(0.4871 mm)

* RARD = reciprocal absolute relative dispersion (see below)

Statistical Explanation	
Calculations based on the Method of Moments	
Skewness: 3rd Stand. Moment; Exact Gaussian = 0.0	
Kurtosis: 4th Stand. Moment; Exact Gaussian = 3.0	
For Further Explanation, See Basille et al. 2002	
Millimeter data calculated by $mm = 2^{(-phi)}$	

Reciprocal Absolute Relative Dispersion (RARD) Scale	
< 0.5	Excellent homogeneity (e.g., beaches)
0.5 to 1.0	Good homogeneity
1.0 to 1.33	Fair homogeneity
> 1.33	Poor homogeneity (e.g., glacial)



DD-11-SS

