

Onshore Grab Sample

Sample: DD-11-BB
Sample Taken By: D. Phelps
Sample Collected On: 2/24/09
Splits? N/A

County: Dade
Latitude: 25° 49' 04.9"
Longitude: 80° 07' 14.8"
Datum: WGS 84
Surf. Elev: N/A
Datum: N/A

Fine Data Summary

Total Sample Weight 66.127 grams
Total Fines in Sample 0.378 grams
Total Percent Fines 0.57 %

Dry Sieving Summary

Total Sample Weight 65.704 grams
Total Digested Weight 60.526 grams
Total Carbonate Weight 5.178 grams
Total Silica % 92.12 %
Total Carbonate % 7.88 %
Carbonate/Silica Ratio 0.086

General Comments:

None

Description

Worked By: M. Ladle

Pre-Digestion Grain Size Distribution

Onshore Grab Sample

Sample: DD-11-BB

Total Sample Mass: 65.704 grams

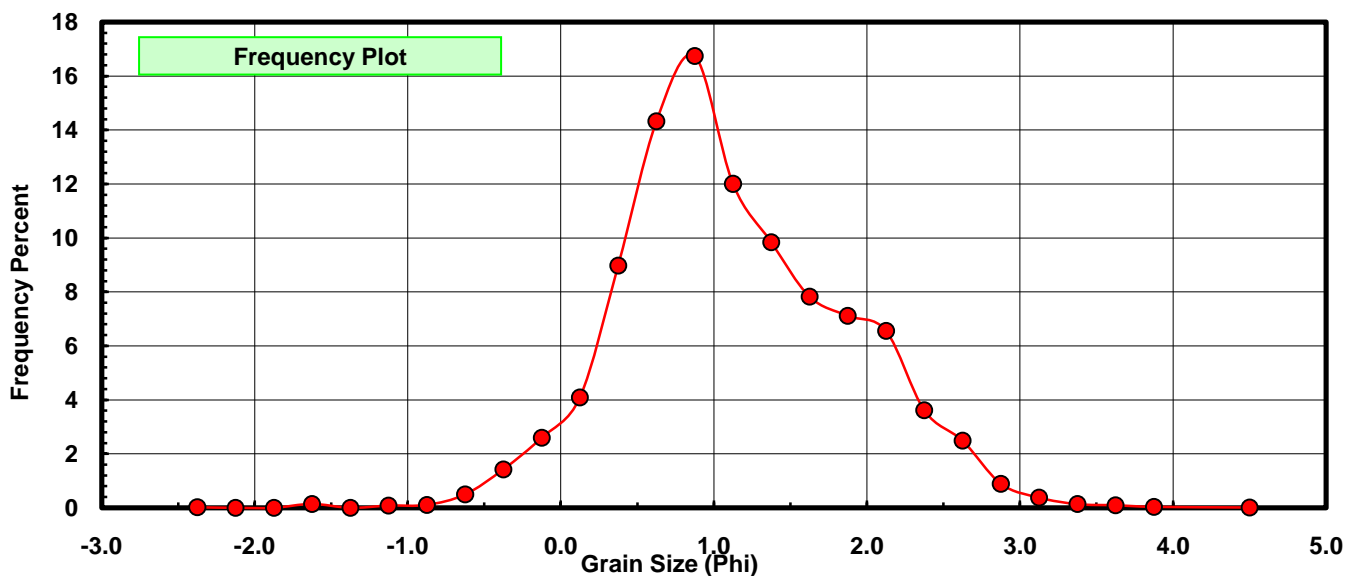
Sieve Size (phi)	Sieve Midpt (phi)	Weight (grams)	Freq Weight %	Cumulative Weight %
-2.25	-2.375	0.013	0.020	0.020
-2.00	-2.125	0.000	0.000	0.020
-1.75	-1.875	0.000	0.000	0.020
-1.50	-1.625	0.095	0.145	0.164
-1.25	-1.375	0.000	0.000	0.164
-1.00	-1.125	0.054	0.082	0.247
-0.75	-0.875	0.072	0.110	0.356
-0.50	-0.625	0.325	0.495	0.851
-0.25	-0.375	0.938	1.428	2.278
0.00	-0.125	1.706	2.596	4.875
0.25	0.125	2.686	4.088	8.963
0.50	0.375	5.899	8.978	17.941
0.75	0.625	9.410	14.322	32.263
1.00	0.875	10.998	16.739	49.002
1.25	1.125	7.888	12.005	61.007
1.50	1.375	6.469	9.846	70.853
1.75	1.625	5.143	7.828	78.680
2.00	1.875	4.675	7.115	85.795
2.25	2.125	4.307	6.555	92.351
2.50	2.375	2.374	3.613	95.964
2.75	2.625	1.633	2.485	98.449
3.00	2.875	0.587	0.893	99.343
3.25	3.125	0.248	0.377	99.720
3.50	3.375	0.090	0.137	99.857
3.75	3.625	0.062	0.094	99.951
4.00	3.875	0.024	0.037	99.988
5.00	4.50	0.008	0.012	100.000

Statistical Results			
Mean:	1.1272	phi	(0.4578 mm)
Standard Dev:	0.7477	phi-units	(0.5956 mm)
Skewness:	0.2356	dimensionless	
Kurtosis:	3.1562	dimensionless	
5th Moment:	0.7517	dimensionless	
6th Moment:	19.5954	dimensionless	
RARD *	0.6633	dimensionless	
Median	0.8958	phi	(0.5375 mm)

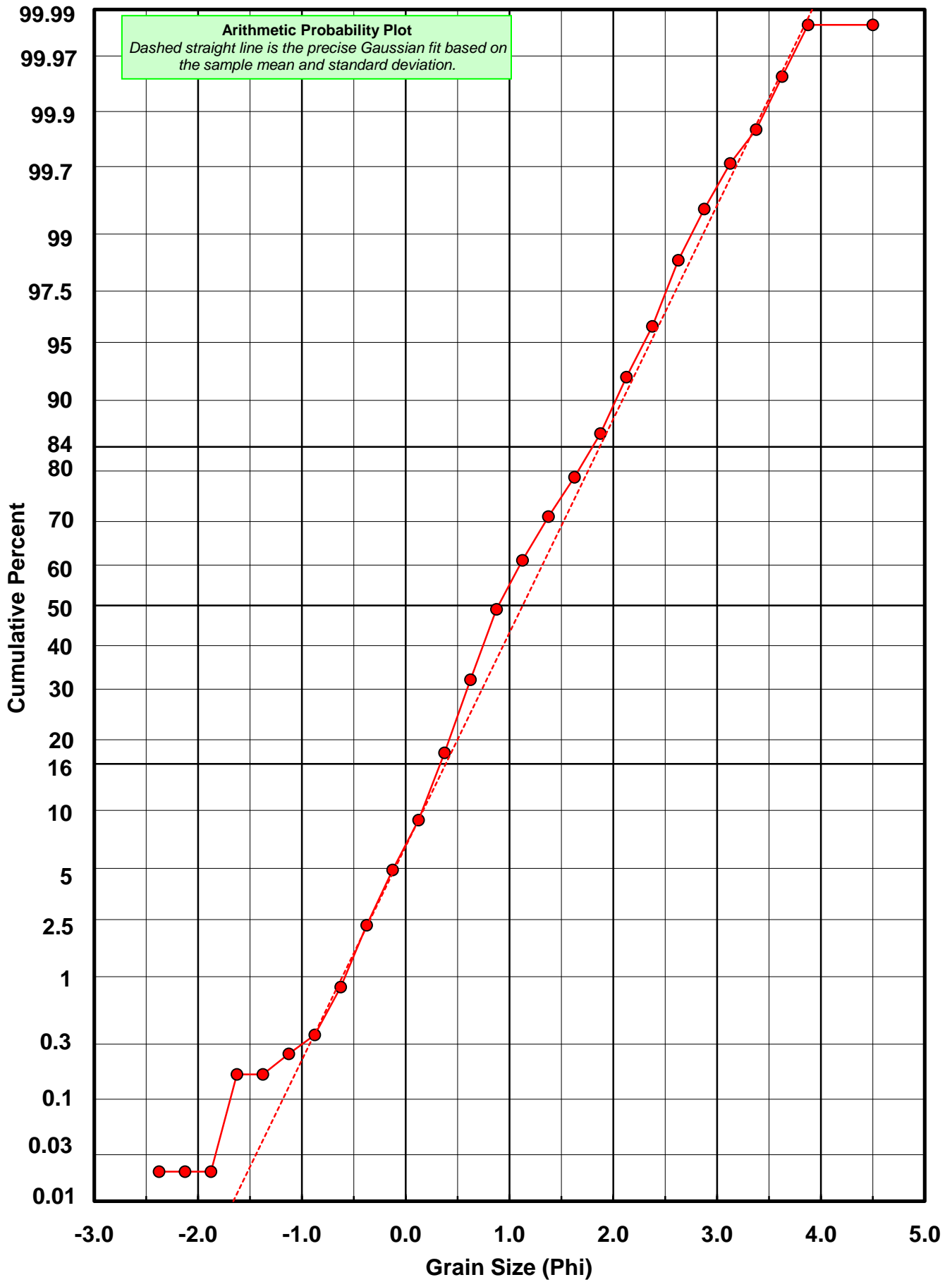
* RARD = reciprocal absolute relative dispersion (see below)

Statistical Explanation
Calculations based on the Method of Moments
Skewness: 3rd Stand. Moment; Exact Gaussian = 0.0
Kurtosis: 4th Stand. Moment; Exact Gaussian = 3.0
For Further Explanation, See Basille et al. 2002
Millimeter data calculated by $mm = 2^{(-\phi)}$

Reciprocal Absolute Relative Dispersion (RARD) Scale	
< 0.5	Excellent homogeneity (e.g., beaches)
0.5 to 1.0	Good homogeneity
1.0 to 1.33	Fair homogeneity
> 1.33	Poor homogeneity (e.g., glacial)



DD-11-BB



Carbonate Grain Size Distribution

Onshore Grab Sample

Sample: DD-11-BB

Total Carbonate Mass: 5.914 grams

% Carbonate: 7.9 %

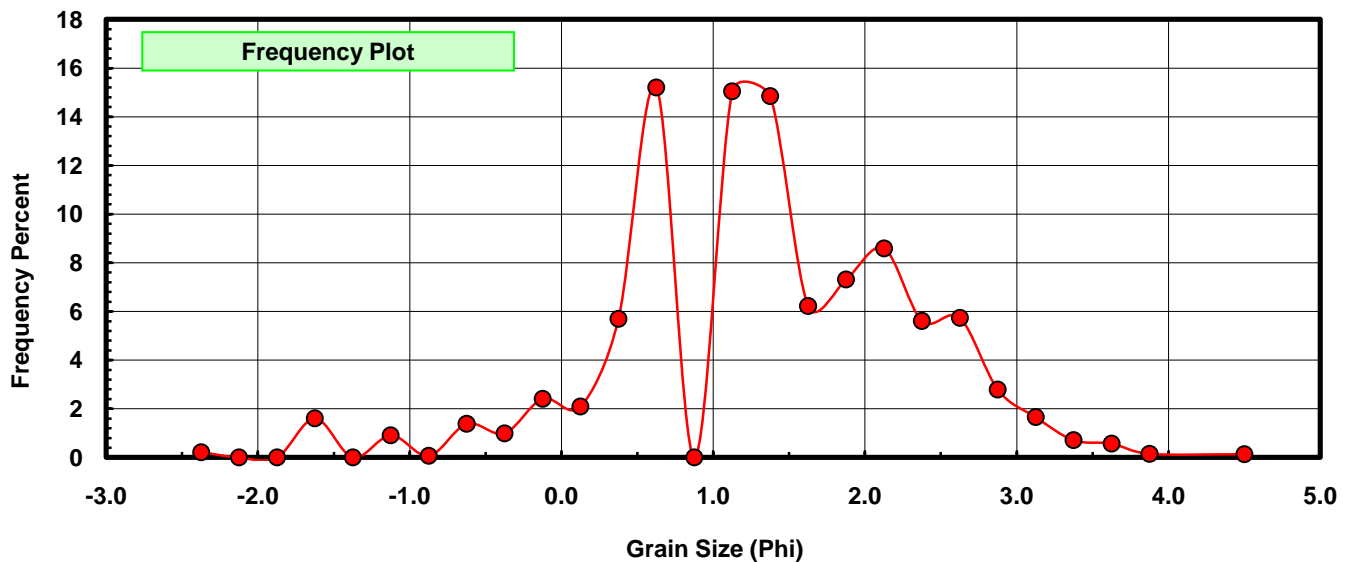
Sieve Size (phi)	Sieve Midpt (phi)	Weight (grams)	Freq Weight %	Cumulative Weight %
-2.25	-2.375	0.013	0.220	0.220
-2.00	-2.125	0.000	0.000	0.220
-1.75	-1.875	0.000	0.000	0.220
-1.50	-1.625	0.095	1.606	1.826
-1.25	-1.375	0.000	0.000	1.826
-1.00	-1.125	0.054	0.913	2.739
-0.75	-0.875	0.004	0.068	2.807
-0.50	-0.625	0.082	1.387	4.193
-0.25	-0.375	0.059	0.998	5.191
0.00	-0.125	0.143	2.418	7.609
0.25	0.125	0.124	2.097	9.706
0.50	0.375	0.337	5.698	15.404
0.75	0.625	0.899	15.201	30.605
1.00	0.875	0.000	0.000	30.605
1.25	1.125	0.890	15.049	45.654
1.50	1.375	0.878	14.846	60.501
1.75	1.625	0.368	6.223	66.723
2.00	1.875	0.433	7.322	74.045
2.25	2.125	0.508	8.590	82.634
2.50	2.375	0.332	5.614	88.248
2.75	2.625	0.339	5.732	93.980
3.00	2.875	0.165	2.790	96.770
3.25	3.125	0.098	1.657	98.427
3.50	3.375	0.042	0.710	99.138
3.75	3.625	0.034	0.575	99.713
4.00	3.875	0.009	0.152	99.865
5.00	4.500	0.008	0.135	100.000

Statistical Results			
Mean:	1.3283	phi	(0.3982 mm)
Standard Dev:	0.9843	phi-units	(0.5055 mm)
Skewness:	-0.4088	dimensionless	
Kurtosis:	3.8281	dimensionless	
5th Moment:	-5.1047	dimensionless	
6th Moment:	26.6453	dimensionless	
RARD *	0.7410	dimensionless	
Median	1.1982	phi	(0.4358 mm)

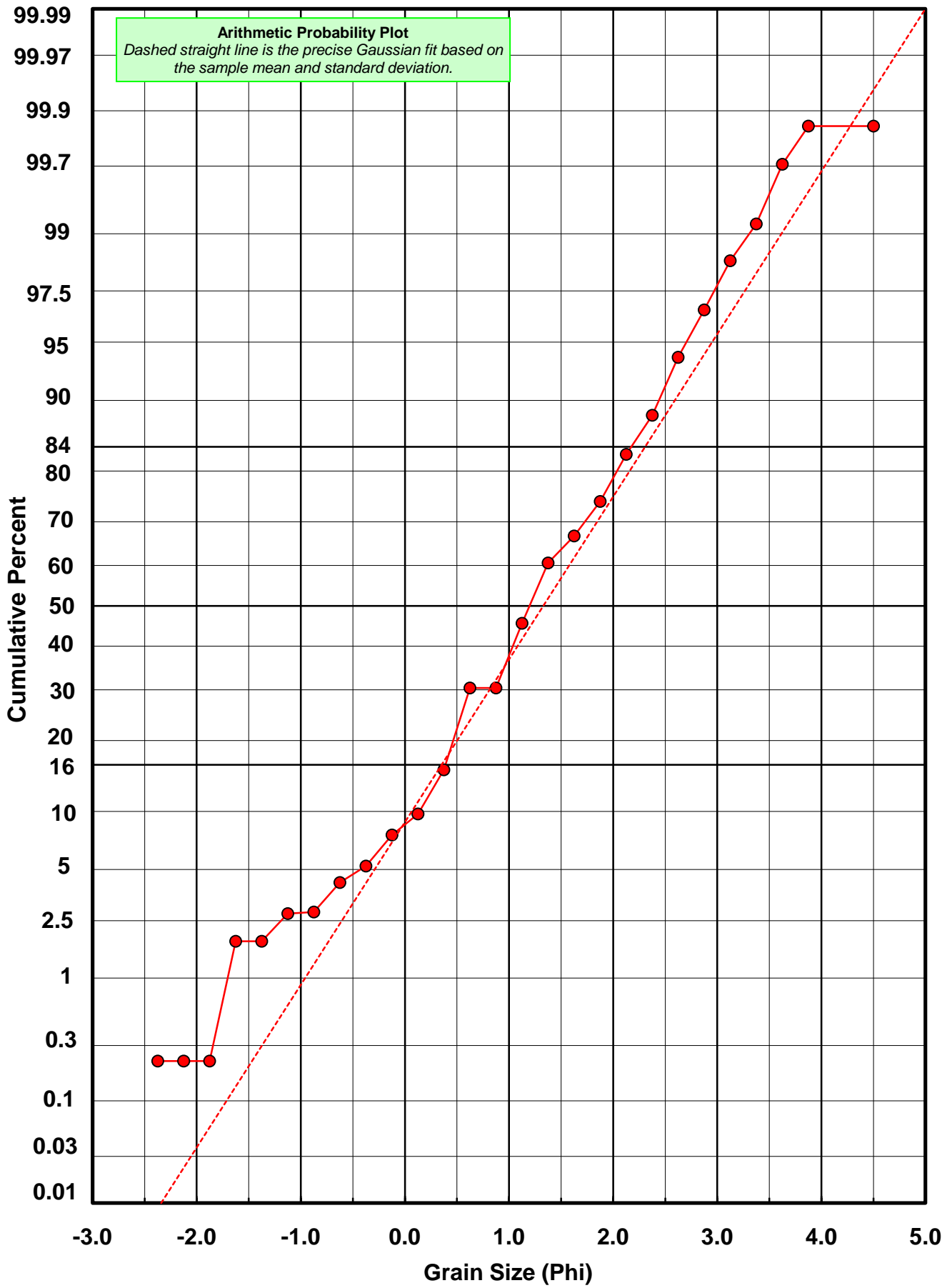
* RARD = reciprocal absolute relative dispersion (see below)

Statistical Explanation	
Calculations based on the Method of Moments	
Skewness: 3rd Stand. Moment; Exact Gaussian = 0.0	
Kurtosis: 4th Stand. Moment; Exact Gaussian = 3.0	
For Further Explanation, See Basille et al. 2002	
Millimeter data calculated by $mm = 2^{(-phi)}$	

Reciprocal Absolute Relative Dispersion (RARD) Scale	
< 0.5	Excellent homogeneity (e.g., beaches)
0.5 to 1.0	Good homogeneity
1.0 to 1.33	Fair homogeneity
> 1.33	Poor homogeneity (e.g., glacial)



DD-11-BB



Post-Digestion Grain Size Distribution

Onshore Grab Sample

Sample: DD-11-BB

Total Digested Mass: 60.526 grams

% Silica: 92.1 %

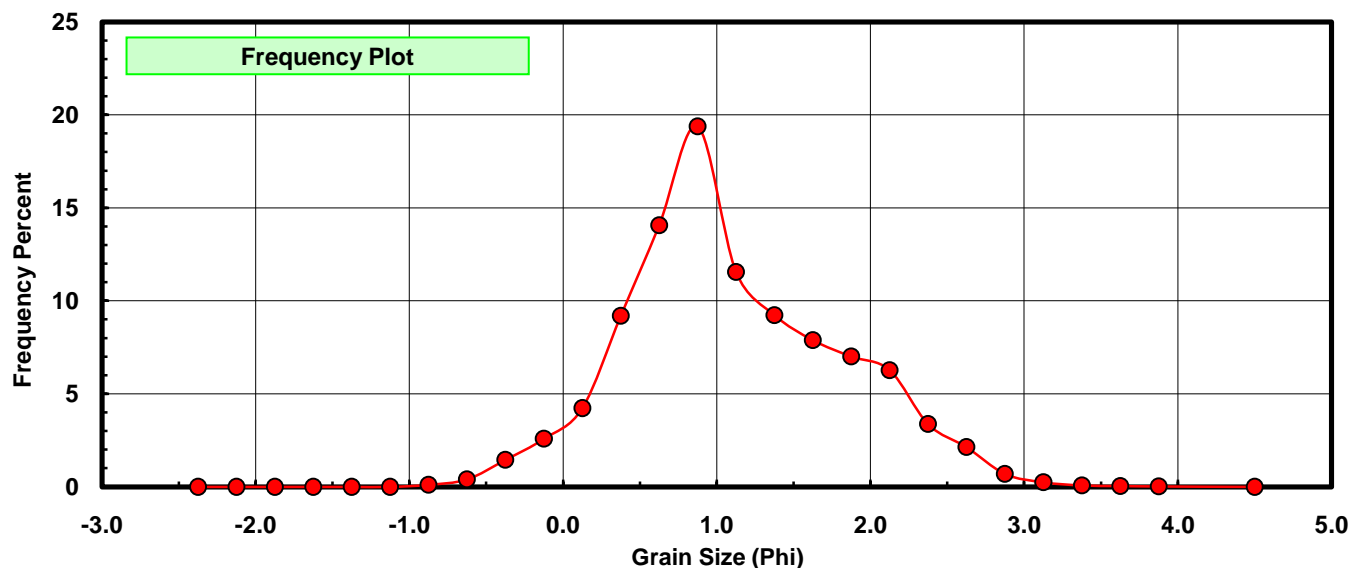
Sieve Size (phi)	Sieve Midpt (phi)	Weight (grams)	Freq Weight %	Cumulative Weight %
-2.25	-2.375	0.000	0.000	0.000
-2.00	-2.125	0.000	0.000	0.000
-1.75	-1.875	0.000	0.000	0.000
-1.50	-1.625	0.000	0.000	0.000
-1.25	-1.375	0.000	0.000	0.000
-1.00	-1.125	0.000	0.000	0.000
-0.75	-0.875	0.068	0.112	0.112
-0.50	-0.625	0.243	0.401	0.514
-0.25	-0.375	0.879	1.452	1.966
0.00	-0.125	1.563	2.582	4.548
0.25	0.125	2.562	4.233	8.781
0.50	0.375	5.562	9.189	17.971
0.75	0.625	8.511	14.062	32.033
1.00	0.875	11.734	19.387	51.419
1.25	1.125	6.998	11.562	62.981
1.50	1.375	5.591	9.237	72.219
1.75	1.625	4.775	7.889	80.108
2.00	1.875	4.242	7.009	87.116
2.25	2.125	3.799	6.277	93.393
2.50	2.375	2.042	3.374	96.767
2.75	2.625	1.294	2.138	98.905
3.00	2.875	0.422	0.697	99.602
3.25	3.125	0.150	0.248	99.850
3.50	3.375	0.048	0.079	99.929
3.75	3.625	0.028	0.046	99.975
4.00	3.875	0.015	0.025	100.000
5.00	4.500	0.000	0.000	100.000

Statistical Results			
Mean:	1.1045	phi	(0.4651 mm)
Standard Dev:	0.7125	phi-units	(0.6103 mm)
Skewness:	0.3354	dimensionless	
Kurtosis:	2.8415	dimensionless	
5th Moment:	2.1294	dimensionless	
6th Moment:	13.1014	dimensionless	
RARD *	0.6450	dimensionless	
Median	0.8567	phi	(0.5522 mm)

* RARD = reciprocal absolute relative dispersion (see below)

Statistical Explanation	
Calculations based on the Method of Moments	
Skewness: 3rd Stand. Moment; Exact Gaussian = 0.0	
Kurtosis: 4th Stand. Moment; Exact Gaussian = 3.0	
For Further Explanation, See Basille et al. 2002	
Millimeter data calculated by $mm = 2^{(-phi)}$	

Reciprocal Absolute Relative Dispersion (RARD) Scale	
< 0.5	Excellent homogeneity (e.g., beaches)
0.5 to 1.0	Good homogeneity
1.0 to 1.33	Fair homogeneity
> 1.33	Poor homogeneity (e.g., glacial)



DD-11-BB

