

Onshore Grab Sample

Sample: DD-10-BB
Sample Taken By: D. Phelps
Sample Collected On: 2/24/09
Splits? N/A

County: Dade
Latitude: 25° 50' 00.0"
Longitude: 80° 07' 10.3"
Datum: WGS 84
Surf. Elev: N/A
Datum: N/A

Fine Data Summary

Total Sample Weight	60.296 grams
Total Fines in Sample	0.472 grams
Total Percent Fines	0.78 %

Dry Sieving Summary

Total Sample Weight	59.666 grams
Total Digested Weight	53.962 grams
Total Carbonate Weight	5.704 grams
Total Silica %	90.44 %
Total Carbonate %	9.56 %
Carbonate/Silica Ratio	0.106

General Comments:

None

Description

Worked By: M. Ladle

Pre-Digestion Grain Size Distribution

Onshore Grab Sample

Sample: DD-10-BB

Total Sample Mass: 59.666 grams

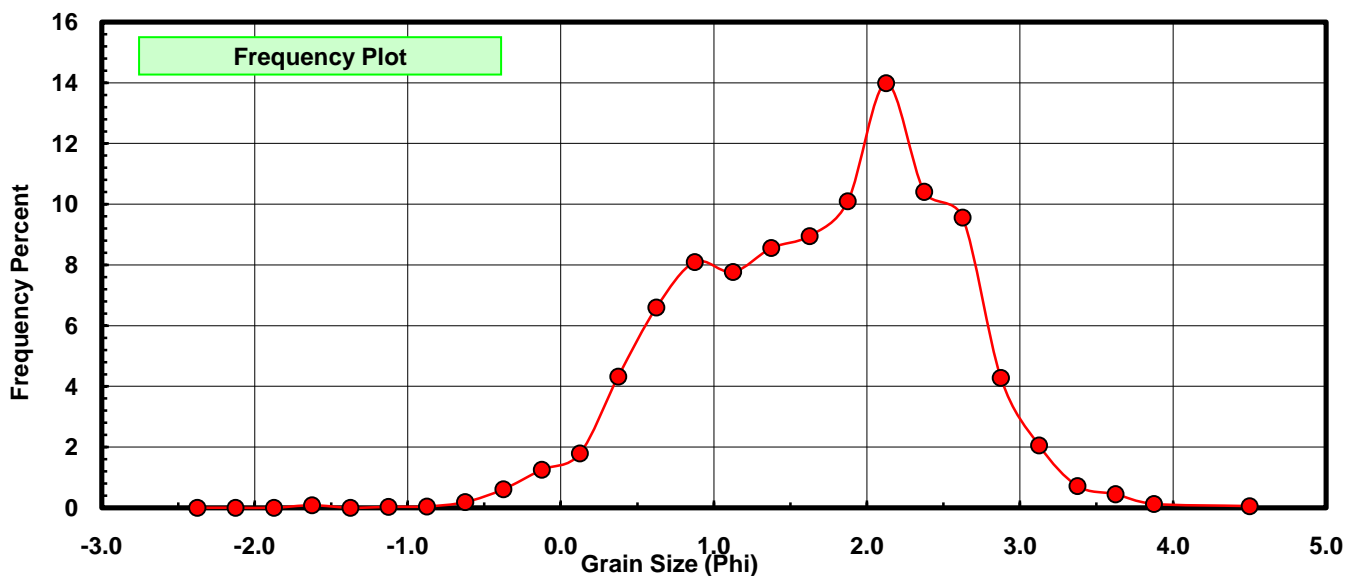
Sieve Size (phi)	Sieve Midpt (phi)	Weight (grams)	Freq Weight %	Cumulative Weight %
-2.25	-2.375	0.000	0.000	0.000
-2.00	-2.125	0.000	0.000	0.000
-1.75	-1.875	0.000	0.000	0.000
-1.50	-1.625	0.049	0.082	0.082
-1.25	-1.375	0.000	0.000	0.082
-1.00	-1.125	0.017	0.028	0.111
-0.75	-0.875	0.026	0.044	0.154
-0.50	-0.625	0.110	0.184	0.339
-0.25	-0.375	0.363	0.608	0.947
0.00	-0.125	0.746	1.250	2.197
0.25	0.125	1.067	1.788	3.986
0.50	0.375	2.576	4.317	8.303
0.75	0.625	3.936	6.597	14.900
1.00	0.875	4.830	8.095	22.995
1.25	1.125	4.632	7.763	30.758
1.50	1.375	5.105	8.556	39.314
1.75	1.625	5.342	8.953	48.267
2.00	1.875	6.022	10.093	58.360
2.25	2.125	8.346	13.988	72.348
2.50	2.375	6.210	10.408	82.756
2.75	2.625	5.704	9.560	92.316
3.00	2.875	2.555	4.282	96.598
3.25	3.125	1.224	2.051	98.649
3.50	3.375	0.429	0.719	99.368
3.75	3.625	0.267	0.447	99.816
4.00	3.875	0.077	0.129	99.945
5.00	4.50	0.033	0.055	100.000

Statistical Results			
Mean:	1.6937	phi	(0.3091 mm)
Standard Dev:	0.8342	phi-units	(0.5609 mm)
Skewness:	-0.2825	dimensionless	
Kurtosis:	2.6468	dimensionless	
5th Moment:	-2.0615	dimensionless	
6th Moment:	13.1883	dimensionless	
RARD *	0.4925	dimensionless	
Median	1.6679	phi	(0.3147 mm)

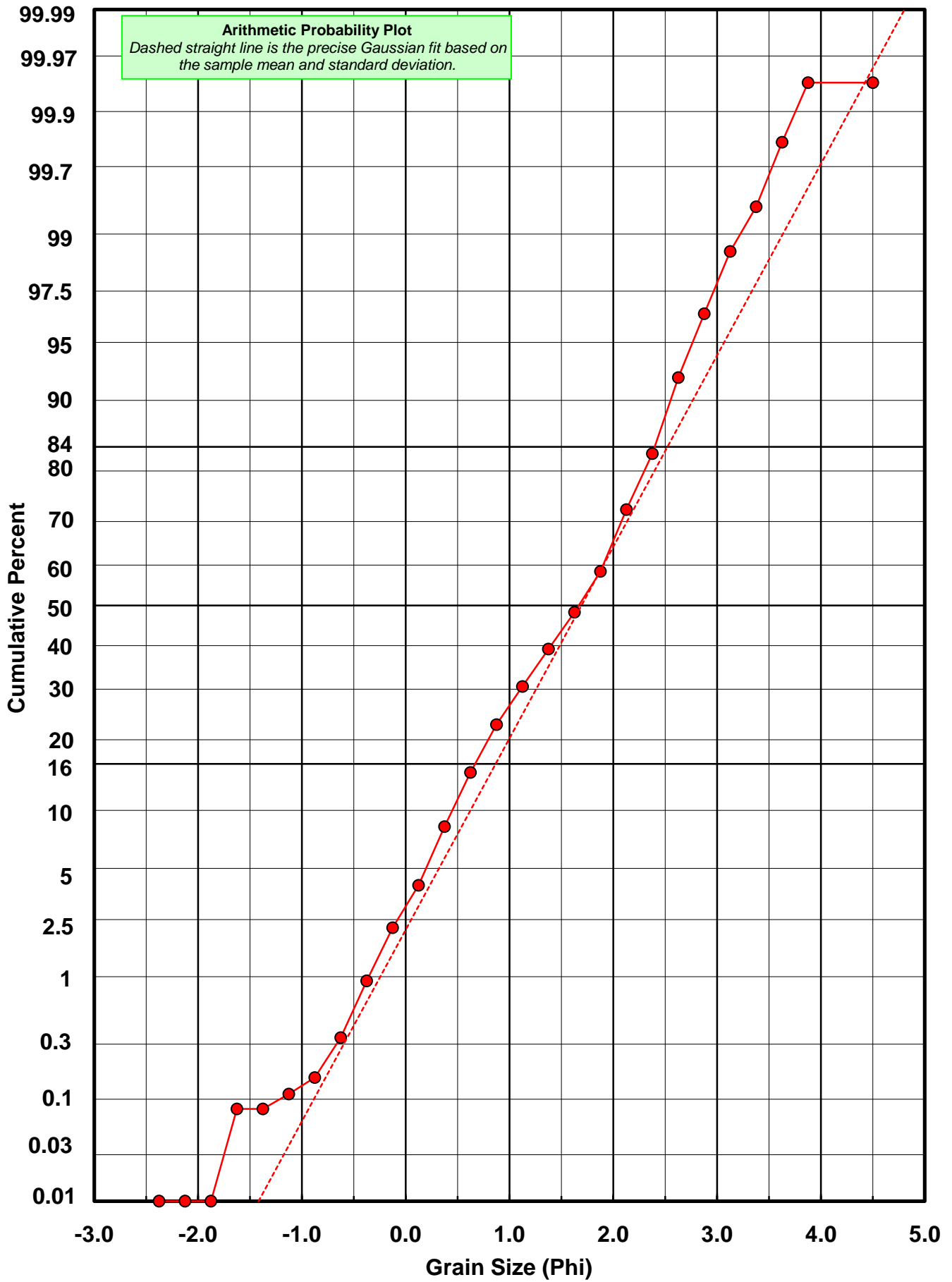
* RARD = reciprocal absolute relative dispersion (see below)

Statistical Explanation
Calculations based on the Method of Moments
Skewness: 3rd Stand. Moment; Exact Gaussian = 0.0
Kurtosis: 4th Stand. Moment; Exact Gaussian = 3.0
For Further Explanation, See Basille et al. 2002
Millimeter data calculated by $mm = 2^{(-\phi)}$

Reciprocal Absolute Relative Dispersion (RARD) Scale	
< 0.5	Excellent homogeneity (e.g., beaches)
0.5 to 1.0	Good homogeneity
1.0 to 1.33	Fair homogeneity
> 1.33	Poor homogeneity (e.g., glacial)



DD-10-BB



Carbonate Grain Size Distribution

Onshore Grab Sample

Sample: DD-10-BB

Total Carbonate Mass: 5.768 grams

% Carbonate: 9.6 %

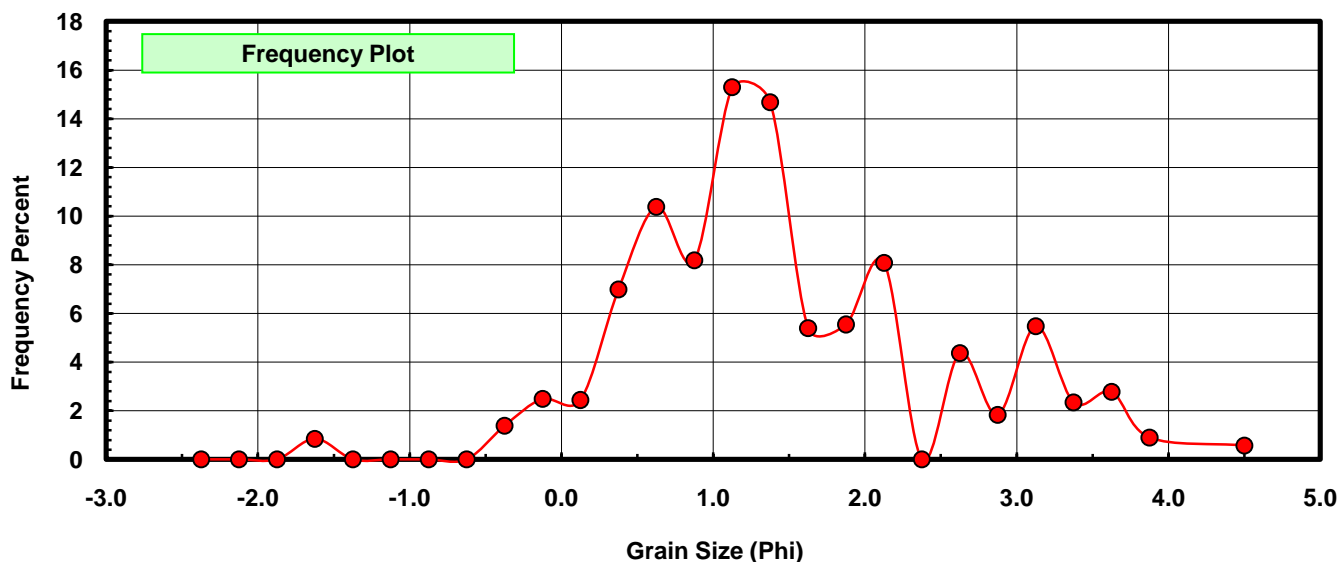
Sieve Size (phi)	Sieve Midpt (phi)	Weight (grams)	Freq Weight %	Cumulative Weight %
-2.25	-2.375	0.000	0.000	0.000
-2.00	-2.125	0.000	0.000	0.000
-1.75	-1.875	0.000	0.000	0.000
-1.50	-1.625	0.049	0.850	0.850
-1.25	-1.375	0.000	0.000	0.850
-1.00	-1.125	0.000	0.000	0.850
-0.75	-0.875	0.000	0.000	0.850
-0.50	-0.625	0.000	0.000	0.850
-0.25	-0.375	0.080	1.387	2.236
0.00	-0.125	0.144	2.497	4.733
0.25	0.125	0.141	2.445	7.178
0.50	0.375	0.403	6.987	14.164
0.75	0.625	0.599	10.385	24.549
1.00	0.875	0.472	8.183	32.732
1.25	1.125	0.882	15.291	48.024
1.50	1.375	0.847	14.684	62.708
1.75	1.625	0.311	5.392	68.100
2.00	1.875	0.320	5.548	73.648
2.25	2.125	0.466	8.079	81.727
2.50	2.375	0.000	0.000	81.727
2.75	2.625	0.252	4.369	86.096
3.00	2.875	0.106	1.838	87.933
3.25	3.125	0.316	5.479	93.412
3.50	3.375	0.135	2.340	95.752
3.75	3.625	0.160	2.774	98.526
4.00	3.875	0.052	0.902	99.428
5.00	4.500	0.033	0.572	100.000

Statistical Results			
Mean:	1.4598	phi	(0.3635 mm)
Standard Dev:	1.0251	phi-units	(0.4914 mm)
Skewness:	0.4377	dimensionless	
Kurtosis:	3.2908	dimensionless	
5th Moment:	1.6718	dimensionless	
6th Moment:	17.4882	dimensionless	
RARD *	0.7022	dimensionless	
Median	1.1586	phi	(0.4479 mm)

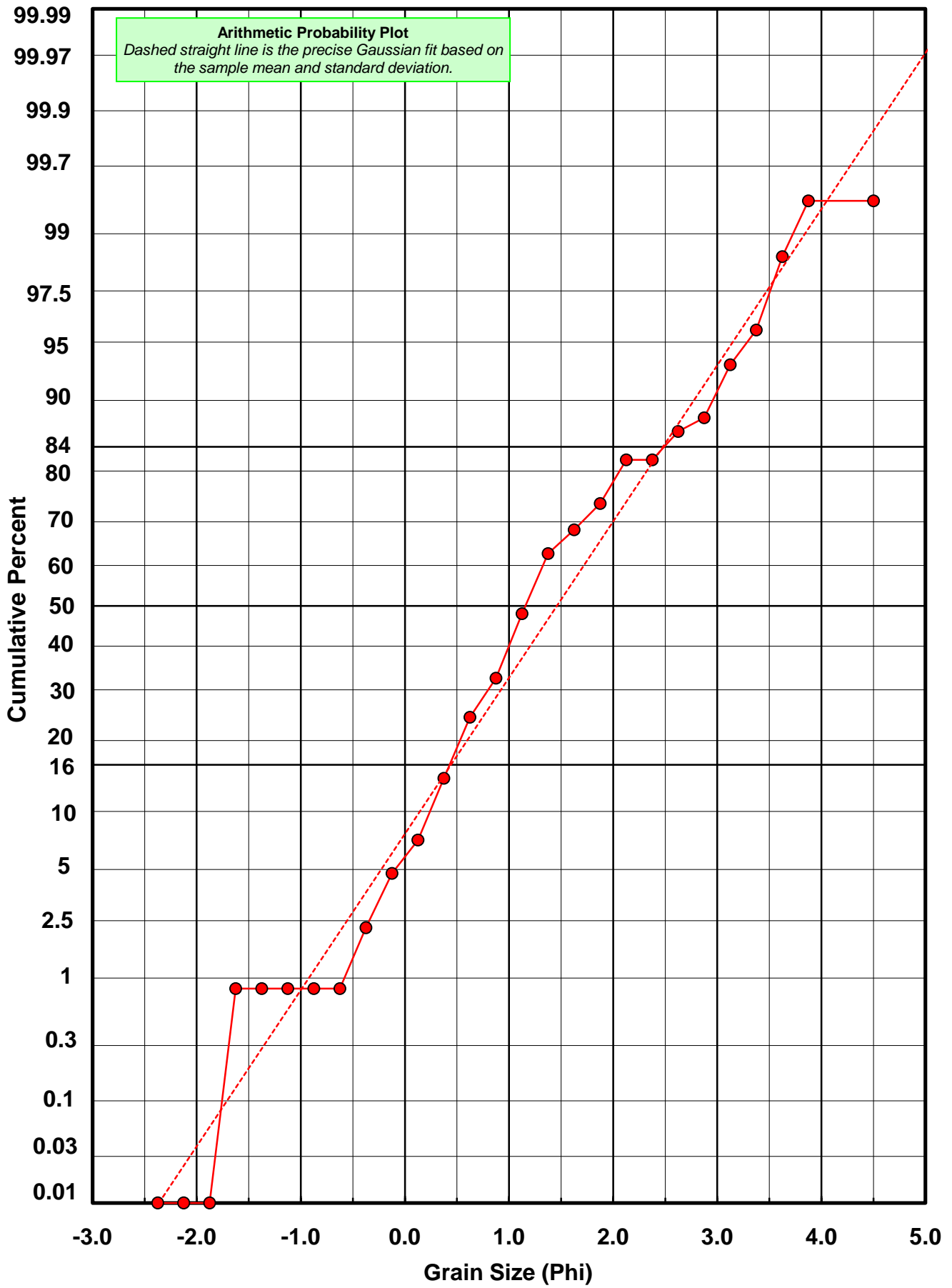
* RARD = reciprocal absolute relative dispersion (see below)

Statistical Explanation	
Calculations based on the Method of Moments	
Skewness: 3rd Stand. Moment; Exact Gaussian = 0.0	
Kurtosis: 4th Stand. Moment; Exact Gaussian = 3.0	
For Further Explanation, See Basille et al. 2002	
Millimeter data calculated by $mm = 2^{(-\phi)}$	

Reciprocal Absolute Relative Dispersion (RARD) Scale	
< 0.5	Excellent homogeneity (e.g., beaches)
0.5 to 1.0	Good homogeneity
1.0 to 1.33	Fair homogeneity
> 1.33	Poor homogeneity (e.g., glacial)



DD-10-BB



Post-Digestion Grain Size Distribution

Onshore Grab Sample

Sample: DD-10-BB

Total Digested Mass: 53.962 grams

% Silica: 90.4 %

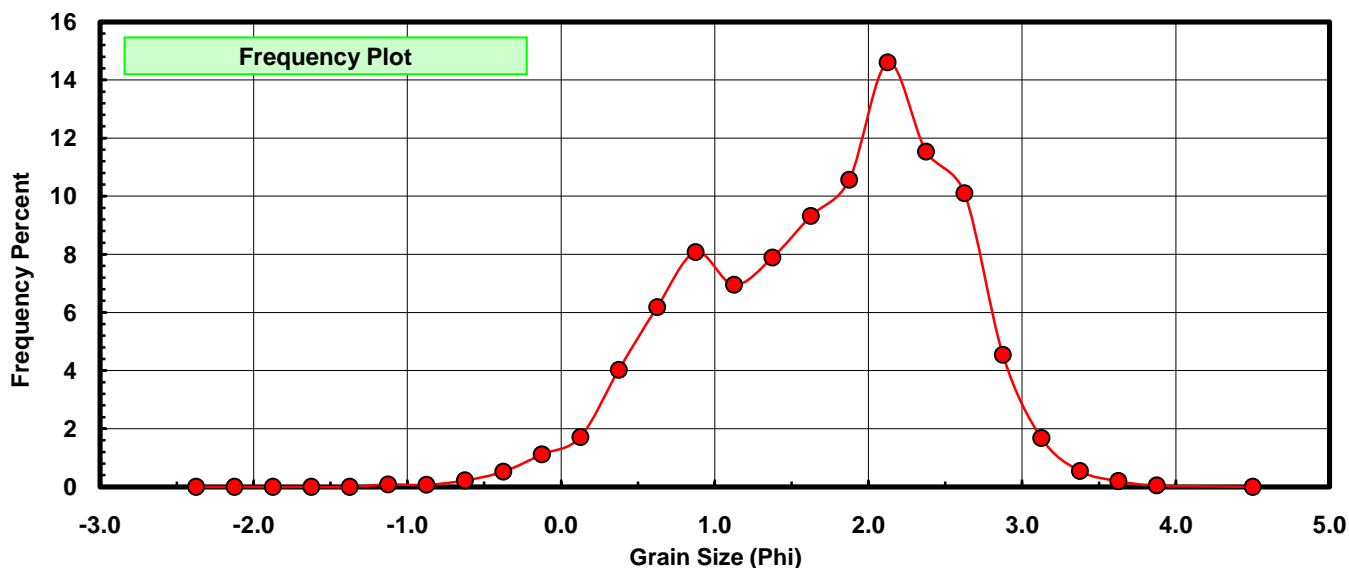
Sieve Size (phi)	Sieve Midpt (phi)	Weight (grams)	Freq Weight %	Cumulative Weight %
-2.25	-2.375	0.000	0.000	0.000
-2.00	-2.125	0.000	0.000	0.000
-1.75	-1.875	0.000	0.000	0.000
-1.50	-1.625	0.000	0.000	0.000
-1.25	-1.375	0.000	0.000	0.000
-1.00	-1.125	0.044	0.082	0.082
-0.75	-0.875	0.037	0.069	0.150
-0.50	-0.625	0.119	0.221	0.371
-0.25	-0.375	0.283	0.524	0.895
0.00	-0.125	0.602	1.116	2.011
0.25	0.125	0.926	1.716	3.727
0.50	0.375	2.173	4.027	7.754
0.75	0.625	3.337	6.184	13.938
1.00	0.875	4.358	8.076	22.014
1.25	1.125	3.750	6.949	28.963
1.50	1.375	4.258	7.891	36.854
1.75	1.625	5.031	9.323	46.177
2.00	1.875	5.702	10.567	56.744
2.25	2.125	7.880	14.603	71.347
2.50	2.375	6.227	11.540	82.886
2.75	2.625	5.452	10.103	92.990
3.00	2.875	2.449	4.538	97.528
3.25	3.125	0.908	1.683	99.211
3.50	3.375	0.294	0.545	99.755
3.75	3.625	0.107	0.198	99.954
4.00	3.875	0.025	0.046	100.000
5.00	4.500	0.000	0.000	100.000

Statistical Results			
Mean:	1.7166	phi	(0.3043 mm)
Standard Dev:	0.8102	phi-units	(0.5703 mm)
Skewness:	-0.4012	dimensionless	
Kurtosis:	2.5484	dimensionless	
5th Moment:	-2.6616	dimensionless	
6th Moment:	11.1276	dimensionless	
RARD *	0.4720	dimensionless	
Median	1.7155	phi	(0.3045 mm)

* RARD = reciprocal absolute relative dispersion (see below)

Statistical Explanation	
Calculations based on the Method of Moments	
Skewness: 3rd Stand. Moment; Exact Gaussian = 0.0	
Kurtosis: 4th Stand. Moment; Exact Gaussian = 3.0	
For Further Explanation, See Basille et al. 2002	
Millimeter data calculated by $mm = 2^{(-\phi)}$	

Reciprocal Absolute Relative Dispersion (RARD) Scale	
< 0.5	Excellent homogeneity (e.g., beaches)
0.5 to 1.0	Good homogeneity
1.0 to 1.33	Fair homogeneity
> 1.33	Poor homogeneity (e.g., glacial)



DD-10-BB

