

Onshore Grab Sample

Sample: DD-06-BB
Sample Taken By: D. Phelps
Sample Collected On: 2/24/09
Splits? N/A

County: Dade
Latitude: 25° 53' 28.9"
Longitude: 80° 07' 18.6"
Datum: WGS 84
Surf. Elev: N/A
Datum: N/A

Fine Data Summary

Total Sample Weight 62.403 grams
Total Fines in Sample 0.163 grams
Total Percent Fines 0.26 %

Dry Sieving Summary

Total Sample Weight 62.316 grams
Total Digested Weight 16.907 grams
Total Carbonate Weight 45.409 grams
Total Silica % 27.13 %
Total Carbonate % 72.87 %
Carbonate/Silica Ratio 2.686

General Comments:

None

Description

Worked By: M. Ladle

Pre-Digestion Grain Size Distribution

Onshore Grab Sample

Sample: DD-06-BB

Total Sample Mass: 62.316 grams

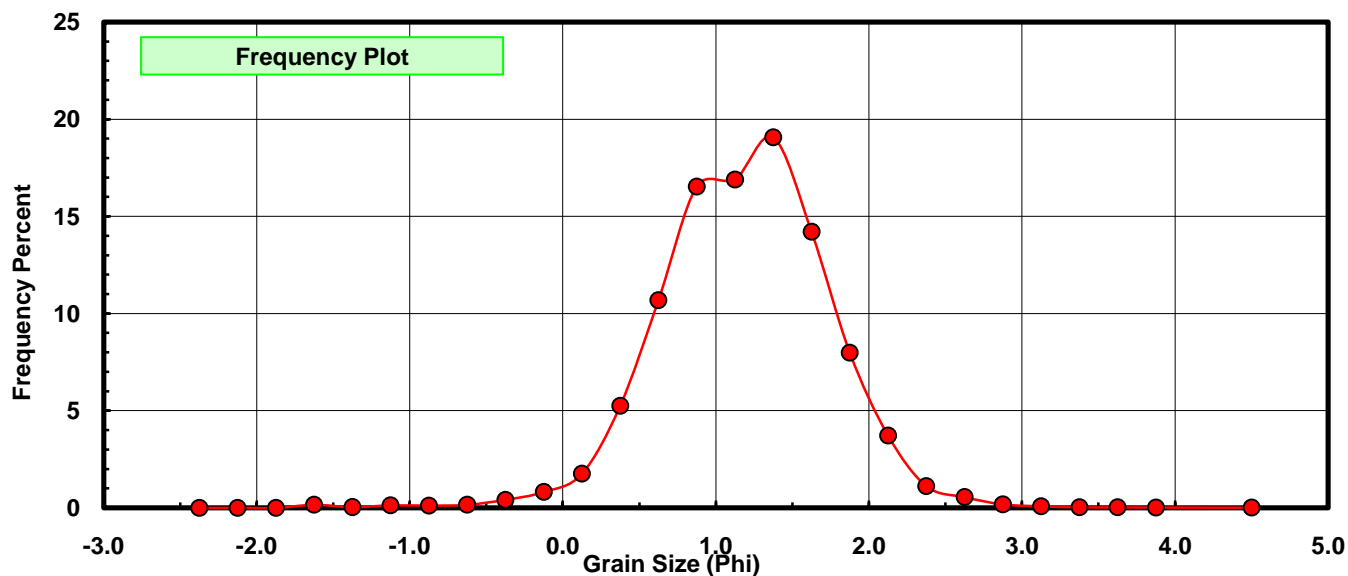
Sieve Size (phi)	Sieve Midpt (phi)	Weight (grams)	Freq Weight %	Cumulative Weight %
-2.25	-2.375	0.000	0.000	0.000
-2.00	-2.125	0.000	0.000	0.000
-1.75	-1.875	0.000	0.000	0.000
-1.50	-1.625	0.100	0.160	0.160
-1.25	-1.375	0.025	0.040	0.201
-1.00	-1.125	0.081	0.130	0.331
-0.75	-0.875	0.075	0.120	0.451
-0.50	-0.625	0.099	0.159	0.610
-0.25	-0.375	0.260	0.417	1.027
0.00	-0.125	0.509	0.817	1.844
0.25	0.125	1.094	1.756	3.599
0.50	0.375	3.270	5.247	8.847
0.75	0.625	6.656	10.681	19.528
1.00	0.875	10.307	16.540	36.068
1.25	1.125	10.529	16.896	52.964
1.50	1.375	11.884	19.071	72.034
1.75	1.625	8.858	14.215	86.249
2.00	1.875	4.979	7.990	94.239
2.25	2.125	2.321	3.725	97.964
2.50	2.375	0.701	1.125	99.089
2.75	2.625	0.346	0.555	99.644
3.00	2.875	0.114	0.183	99.827
3.25	3.125	0.052	0.083	99.910
3.50	3.375	0.020	0.032	99.942
3.75	3.625	0.017	0.027	99.970
4.00	3.875	0.012	0.019	99.989
5.00	4.50	0.007	0.011	100.000

Statistical Results			
Mean:	1.1888	phi	(0.4387 mm)
Standard Dev:	0.5593	phi-units	(0.6786 mm)
Skewness:	-0.3039	dimensionless	
Kurtosis:	4.8392	dimensionless	
5th Moment:	-6.4973	dimensionless	
6th Moment:	63.7280	dimensionless	
RARD *	0.4705	dimensionless	
Median	1.0811	phi	(0.4727 mm)

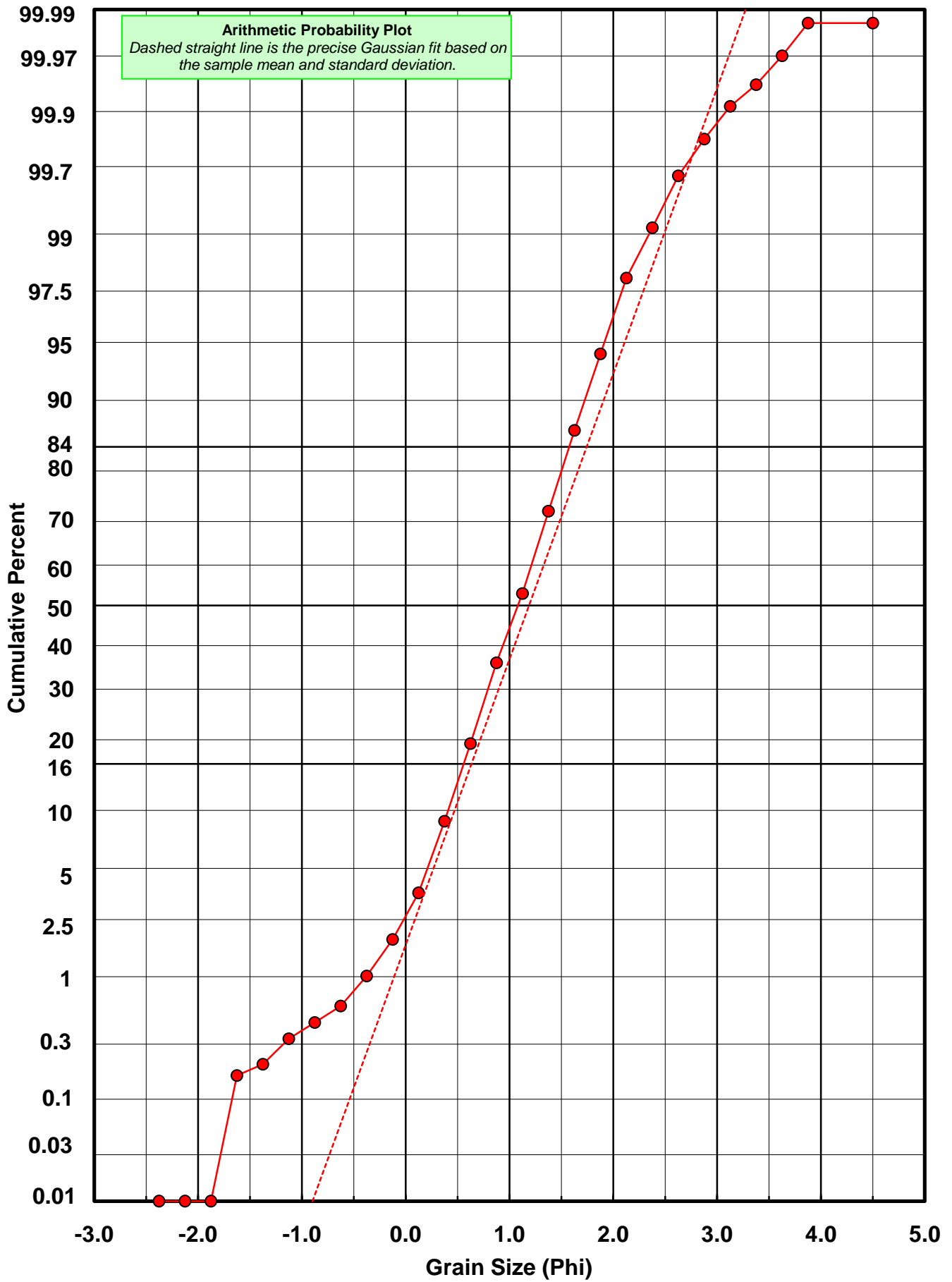
* RARD = reciprocal absolute relative dispersion (see below)

Statistical Explanation	
Calculations based on the Method of Moments	
Skewness: 3rd Stand. Moment; Exact Gaussian = 0.0	
Kurtosis: 4th Stand. Moment; Exact Gaussian = 3.0	
For Further Explanation, See Basille et al. 2002	
Millimeter data calculated by $mm = 2^{(-phi)}$	

Reciprocal Absolute Relative Dispersion (RARD) Scale	
< 0.5	Excellent homogeneity (e.g., beaches)
0.5 to 1.0	Good homogeneity
1.0 to 1.33	Fair homogeneity
> 1.33	Poor homogeneity (e.g., glacial)



DD-06-BB



Carbonate Grain Size Distribution

Onshore Grab Sample

Sample: DD-06-BB

Total Carbonate Mass: 45.409 grams

% Carbonate: 72.9 %

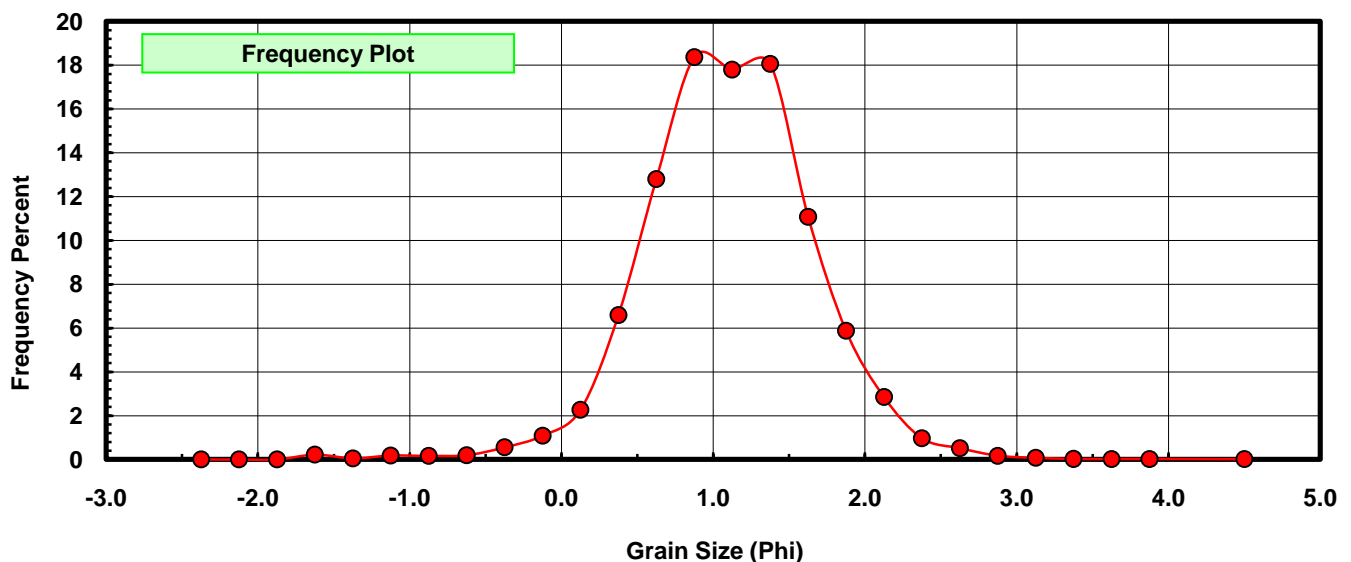
Sieve Size (phi)	Sieve Midpt (phi)	Weight (grams)	Freq Weight %	Cumulative Weight %
-2.25	-2.375	0.000	0.000	0.000
-2.00	-2.125	0.000	0.000	0.000
-1.75	-1.875	0.000	0.000	0.000
-1.50	-1.625	0.100	0.220	0.220
-1.25	-1.375	0.025	0.055	0.275
-1.00	-1.125	0.081	0.178	0.454
-0.75	-0.875	0.075	0.165	0.619
-0.50	-0.625	0.089	0.196	0.815
-0.25	-0.375	0.252	0.555	1.370
0.00	-0.125	0.493	1.086	2.455
0.25	0.125	1.030	2.268	4.724
0.50	0.375	2.996	6.598	11.322
0.75	0.625	5.816	12.808	24.130
1.00	0.875	8.344	18.375	42.505
1.25	1.125	8.082	17.798	60.303
1.50	1.375	8.203	18.065	78.368
1.75	1.625	5.029	11.075	89.443
2.00	1.875	2.667	5.873	95.316
2.25	2.125	1.294	2.850	98.166
2.50	2.375	0.442	0.973	99.139
2.75	2.625	0.235	0.518	99.656
3.00	2.875	0.079	0.174	99.830
3.25	3.125	0.035	0.077	99.908
3.50	3.375	0.013	0.029	99.936
3.75	3.625	0.010	0.022	99.958
4.00	3.875	0.012	0.026	99.985
5.00	4.500	0.007	0.015	100.000

Statistical Results			
Mean:	1.1028	phi	(0.4656 mm)
Standard Dev:	0.5687	phi-units	(0.6742 mm)
Skewness:	-0.2594	dimensionless	
Kurtosis:	5.1222	dimensionless	
5th Moment:	-5.7051	dimensionless	
6th Moment:	67.7473	dimensionless	
RARD *	0.5157	dimensionless	
Median	0.9803	phi	(0.5069 mm)

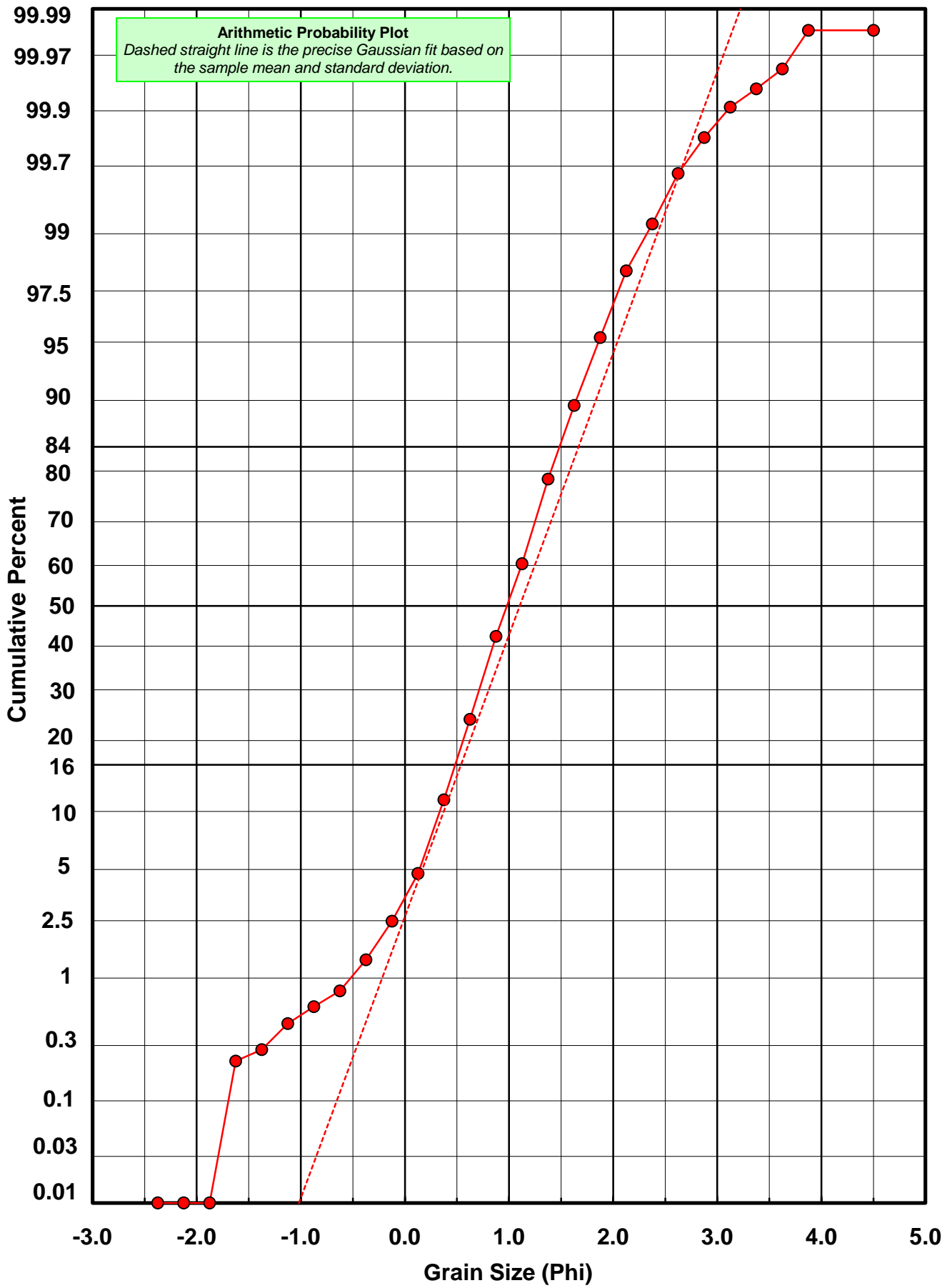
* RARD = reciprocal absolute relative dispersion (see below)

Statistical Explanation	
Calculations based on the Method of Moments	
Skewness: 3rd Stand. Moment; Exact Gaussian = 0.0	
Kurtosis: 4th Stand. Moment; Exact Gaussian = 3.0	
For Further Explanation, See Basille et al. 2002	
Millimeter data calculated by $mm = 2^{(-\phi)}$	

Reciprocal Absolute Relative Dispersion (RARD) Scale	
< 0.5	Excellent homogeneity (e.g., beaches)
0.5 to 1.0	Good homogeneity
1.0 to 1.33	Fair homogeneity
> 1.33	Poor homogeneity (e.g., glacial)



DD-06-BB



Post-Digestion Grain Size Distribution

Onshore Grab Sample

Sample: DD-06-BB

Total Digested Mass: 16.907 grams

% Silica: 27.1 %

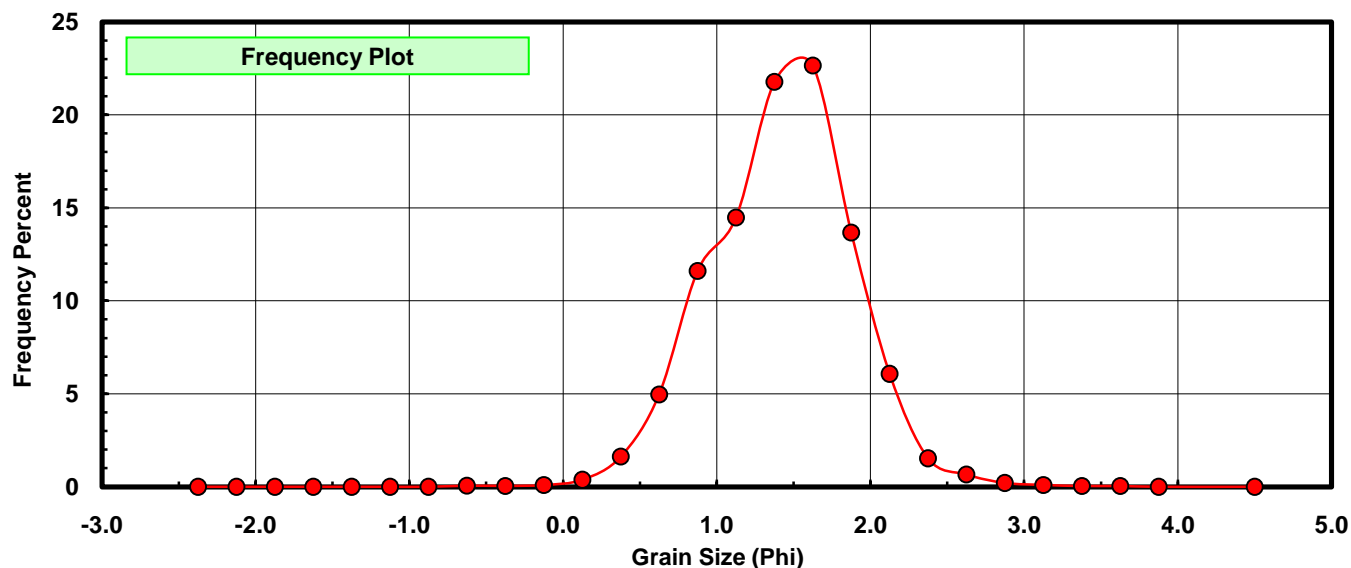
Sieve Size (phi)	Sieve Midpt (phi)	Weight (grams)	Freq Weight %	Cumulative Weight %
-2.25	-2.375	0.000	0.000	0.000
-2.00	-2.125	0.000	0.000	0.000
-1.75	-1.875	0.000	0.000	0.000
-1.50	-1.625	0.000	0.000	0.000
-1.25	-1.375	0.000	0.000	0.000
-1.00	-1.125	0.000	0.000	0.000
-0.75	-0.875	0.000	0.000	0.000
-0.50	-0.625	0.010	0.059	0.059
-0.25	-0.375	0.008	0.047	0.106
0.00	-0.125	0.016	0.095	0.201
0.25	0.125	0.064	0.379	0.580
0.50	0.375	0.274	1.621	2.200
0.75	0.625	0.840	4.968	7.169
1.00	0.875	1.963	11.611	18.779
1.25	1.125	2.447	14.473	33.252
1.50	1.375	3.681	21.772	55.025
1.75	1.625	3.829	22.647	77.672
2.00	1.875	2.312	13.675	91.347
2.25	2.125	1.027	6.074	97.421
2.50	2.375	0.259	1.532	98.953
2.75	2.625	0.111	0.657	99.610
3.00	2.875	0.035	0.207	99.817
3.25	3.125	0.017	0.101	99.917
3.50	3.375	0.007	0.041	99.959
3.75	3.625	0.007	0.041	100.000
4.00	3.875	0.000	0.000	100.000
5.00	4.500	0.000	0.000	100.000

Statistical Results			
Mean:	1.4198	phi	(0.3738 mm)
Standard Dev:	0.4743	phi-units	(0.7198 mm)
Skewness:	-0.0553	dimensionless	
Kurtosis:	3.4291	dimensionless	
5th Moment:	0.4311	dimensionless	
6th Moment:	26.3346	dimensionless	
RARD *	0.3341	dimensionless	
Median	1.3173	phi	(0.4013 mm)

* RARD = reciprocal absolute relative dispersion (see below)

Statistical Explanation	
Calculations based on the Method of Moments	
Skewness: 3rd Stand. Moment; Exact Gaussian = 0.0	
Kurtosis: 4th Stand. Moment; Exact Gaussian = 3.0	
For Further Explanation, See Basille et al. 2002	
Millimeter data calculated by $mm = 2^{(-phi)}$	

Reciprocal Absolute Relative Dispersion (RARD) Scale	
< 0.5	Excellent homogeneity (e.g., beaches)
0.5 to 1.0	Good homogeneity
1.0 to 1.33	Fair homogeneity
> 1.33	Poor homogeneity (e.g., glacial)



DD-06-BB

