

Onshore Grab Sample

Sample: DD-03-BB
Sample Taken By: D. Phelps
Sample Collected On: 1/28/09
Splits? N/A

County: Dade
Latitude: 25° 56' 02.3"
Longitude: 80° 07' 12.9"
Datum: WGS 84
Surf. Elev: N/A
Datum: N/A

Fine Data Summary

Total Sample Weight	52.656 grams
Total Fines in Sample	0.946 grams
Total Percent Fines	1.76 %

Dry Sieving Summary

Total Sample Weight	51.701 grams
Total Digested Weight	11.955 grams
Total Carbonate Weight	39.746 grams
Total Silica %	23.12 %
Total Carbonate %	76.88 %
Carbonate/Silica Ratio	3.325

General Comments:

None

Description

Worked By: M. Ladle

Pre-Digestion Grain Size Distribution

Onshore Grab Sample

Sample: DD-03-BB

Total Sample Mass: 51.701 grams

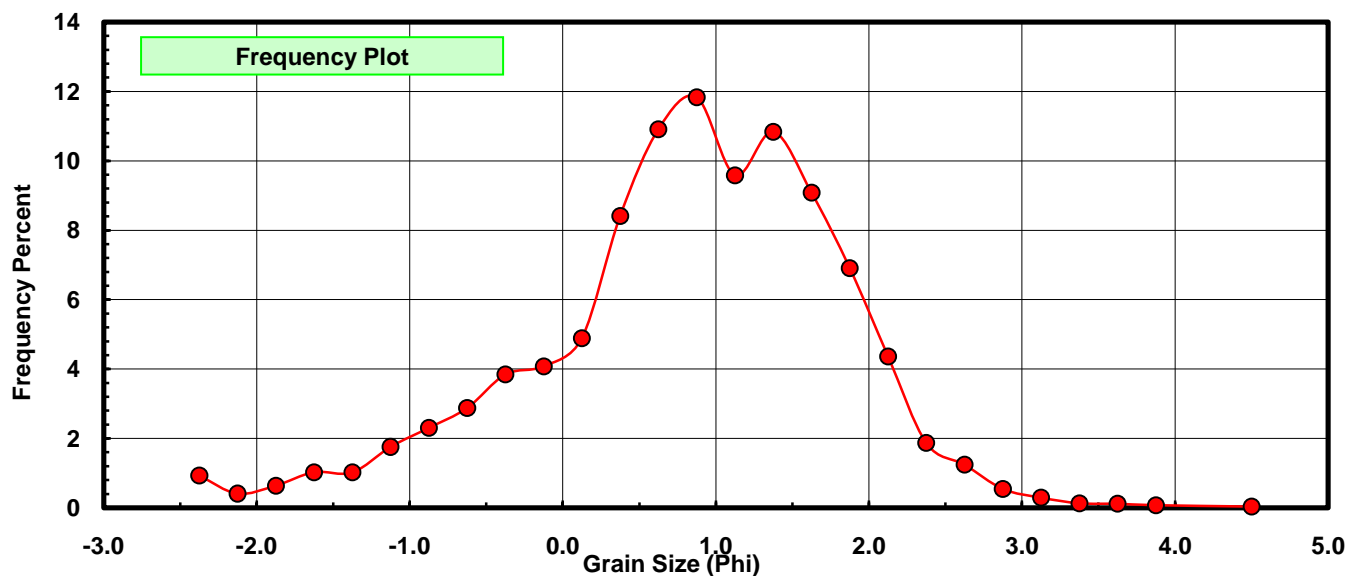
Sieve Size (phi)	Sieve Midpt (phi)	Weight (grams)	Freq Weight %	Cumulative Weight %
-2.25	-2.375	0.480	0.928	0.928
-2.00	-2.125	0.212	0.410	1.338
-1.75	-1.875	0.330	0.638	1.977
-1.50	-1.625	0.531	1.027	3.004
-1.25	-1.375	0.527	1.019	4.023
-1.00	-1.125	0.908	1.756	5.779
-0.75	-0.875	1.191	2.304	8.083
-0.50	-0.625	1.486	2.874	10.957
-0.25	-0.375	1.987	3.843	14.800
0.00	-0.125	2.108	4.077	18.878
0.25	0.125	2.528	4.890	23.767
0.50	0.375	4.348	8.410	32.177
0.75	0.625	5.641	10.911	43.088
1.00	0.875	6.116	11.830	54.918
1.25	1.125	4.955	9.584	64.502
1.50	1.375	5.604	10.839	75.341
1.75	1.625	4.695	9.081	84.422
2.00	1.875	3.571	6.907	91.329
2.25	2.125	2.257	4.365	95.694
2.50	2.375	0.966	1.868	97.563
2.75	2.625	0.642	1.242	98.805
3.00	2.875	0.281	0.544	99.348
3.25	3.125	0.151	0.292	99.640
3.50	3.375	0.068	0.132	99.772
3.75	3.625	0.060	0.116	99.888
4.00	3.875	0.039	0.075	99.963
5.00	4.50	0.019	0.037	100.000

Statistical Results			
Mean:	0.8002	phi	(0.5743 mm)
Standard Dev:	1.0207	phi-units	(0.4929 mm)
Skewness:	-0.5964	dimensionless	
Kurtosis:	3.5696	dimensionless	
5th Moment:	-4.7743	dimensionless	
6th Moment:	21.5790	dimensionless	
RARD *	1.2756	dimensionless	
Median	0.7711	phi	(0.586 mm)

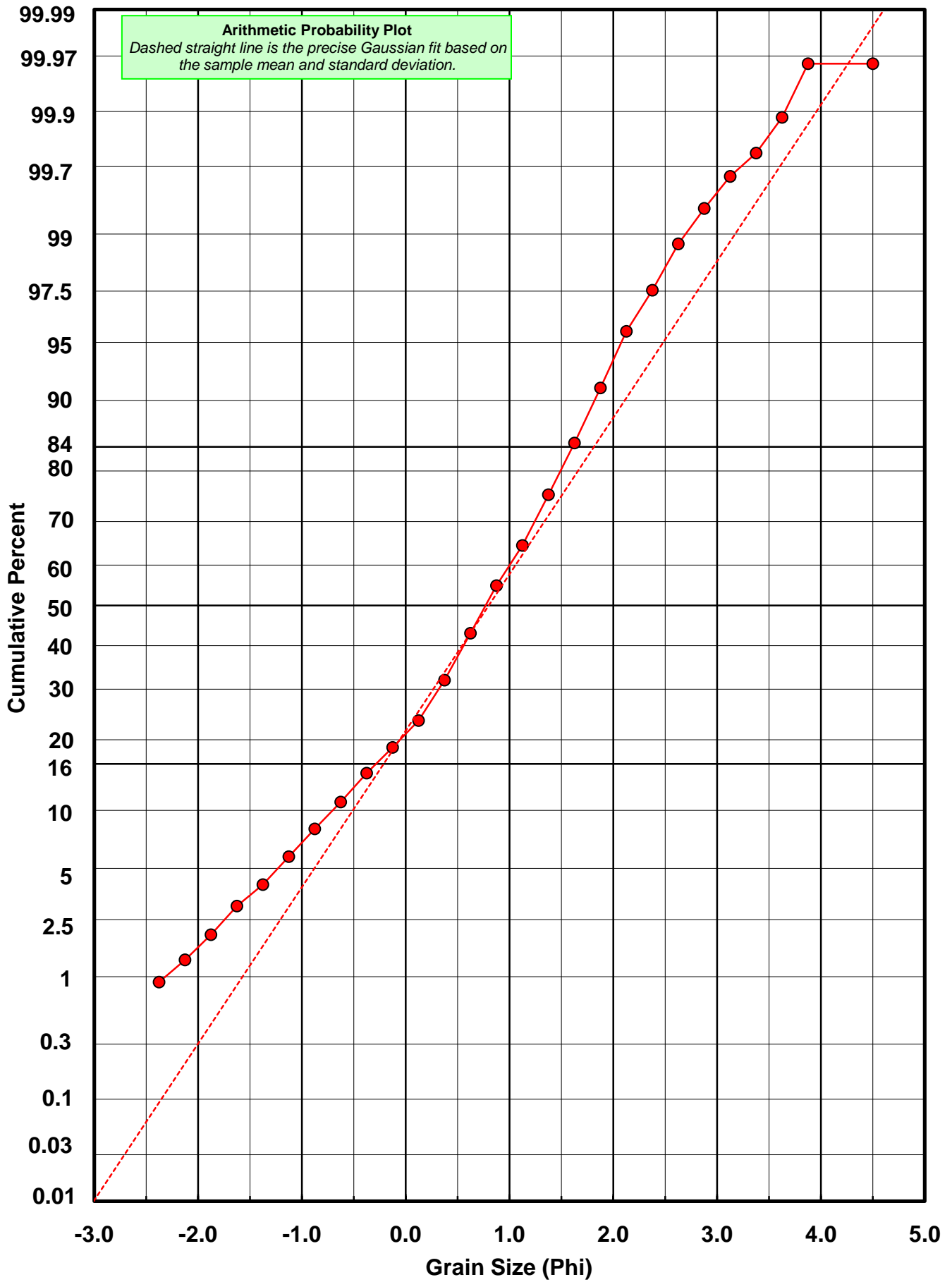
* RARD = reciprocal absolute relative dispersion (see below)

Statistical Explanation
Calculations based on the Method of Moments
Skewness: 3rd Stand. Moment; Exact Gaussian = 0.0
Kurtosis: 4th Stand. Moment; Exact Gaussian = 3.0
For Further Explanation, See Basille et al. 2002
Millimeter data calculated by $mm = 2^{(-\phi)}$

Reciprocal Absolute Relative Dispersion (RARD) Scale	
< 0.5	Excellent homogeneity (e.g., beaches)
0.5 to 1.0	Good homogeneity
1.0 to 1.33	Fair homogeneity
> 1.33	Poor homogeneity (e.g., glacial)



DD-03-BB



Carbonate Grain Size Distribution

Onshore Grab Sample

Sample: DD-03-BB

Total Carbonate Mass: 39.746 grams

% Carbonate: 76.9 %

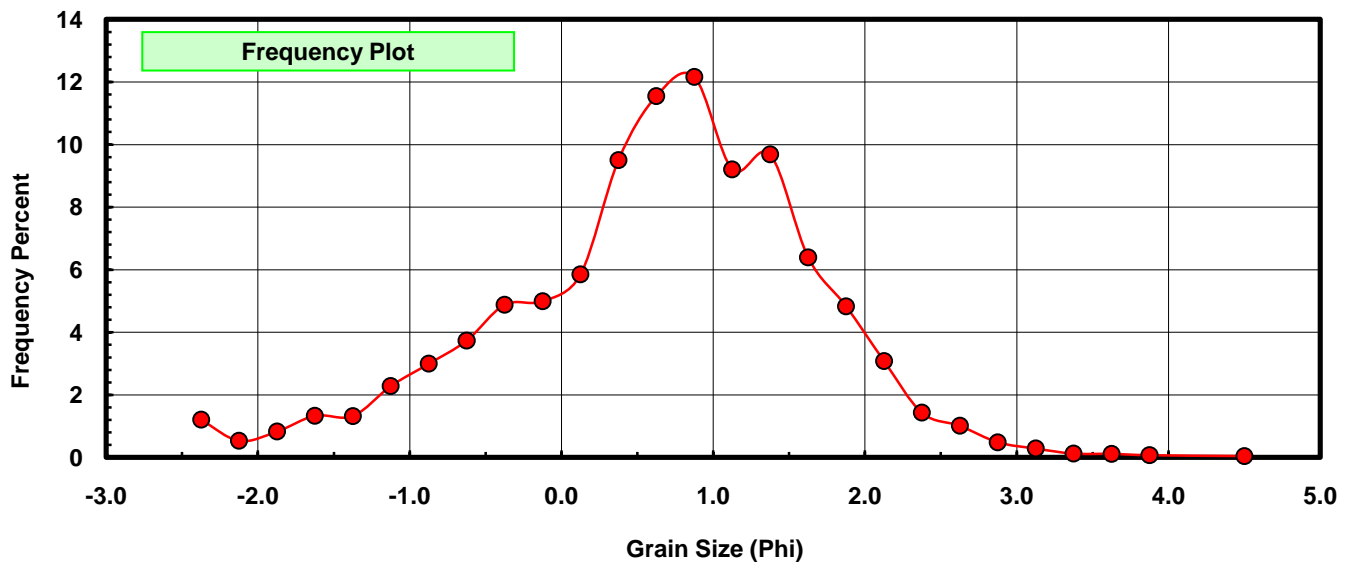
Sieve Size (phi)	Sieve Midpt (phi)	Weight (grams)	Freq Weight %	Cumulative Weight %
-2.25	-2.375	0.480	1.208	1.208
-2.00	-2.125	0.212	0.533	1.741
-1.75	-1.875	0.330	0.830	2.571
-1.50	-1.625	0.531	1.336	3.907
-1.25	-1.375	0.527	1.326	5.233
-1.00	-1.125	0.908	2.285	7.518
-0.75	-0.875	1.191	2.997	10.514
-0.50	-0.625	1.486	3.739	14.253
-0.25	-0.375	1.942	4.886	19.139
0.00	-0.125	1.984	4.992	24.131
0.25	0.125	2.325	5.850	29.980
0.50	0.375	3.778	9.505	39.486
0.75	0.625	4.591	11.551	51.037
1.00	0.875	4.834	12.162	63.199
1.25	1.125	3.660	9.208	72.407
1.50	1.375	3.849	9.684	82.091
1.75	1.625	2.543	6.398	88.489
2.00	1.875	1.922	4.836	93.325
2.25	2.125	1.227	3.087	96.412
2.50	2.375	0.569	1.432	97.844
2.75	2.625	0.403	1.014	98.858
3.00	2.875	0.194	0.488	99.346
3.25	3.125	0.114	0.287	99.633
3.50	3.375	0.050	0.126	99.758
3.75	3.625	0.047	0.118	99.877
4.00	3.875	0.030	0.075	99.952
5.00	4.500	0.019	0.048	100.000

Statistical Results			
Mean:	0.6204	phi	(0.6505 mm)
Standard Dev:	1.0483	phi-units	(0.4835 mm)
Skewness:	-0.4439	dimensionless	
Kurtosis:	3.3528	dimensionless	
5th Moment:	-2.9962	dimensionless	
6th Moment:	18.3499	dimensionless	
RARD *	1.6897	dimensionless	
Median	0.6026	phi	(0.6586 mm)

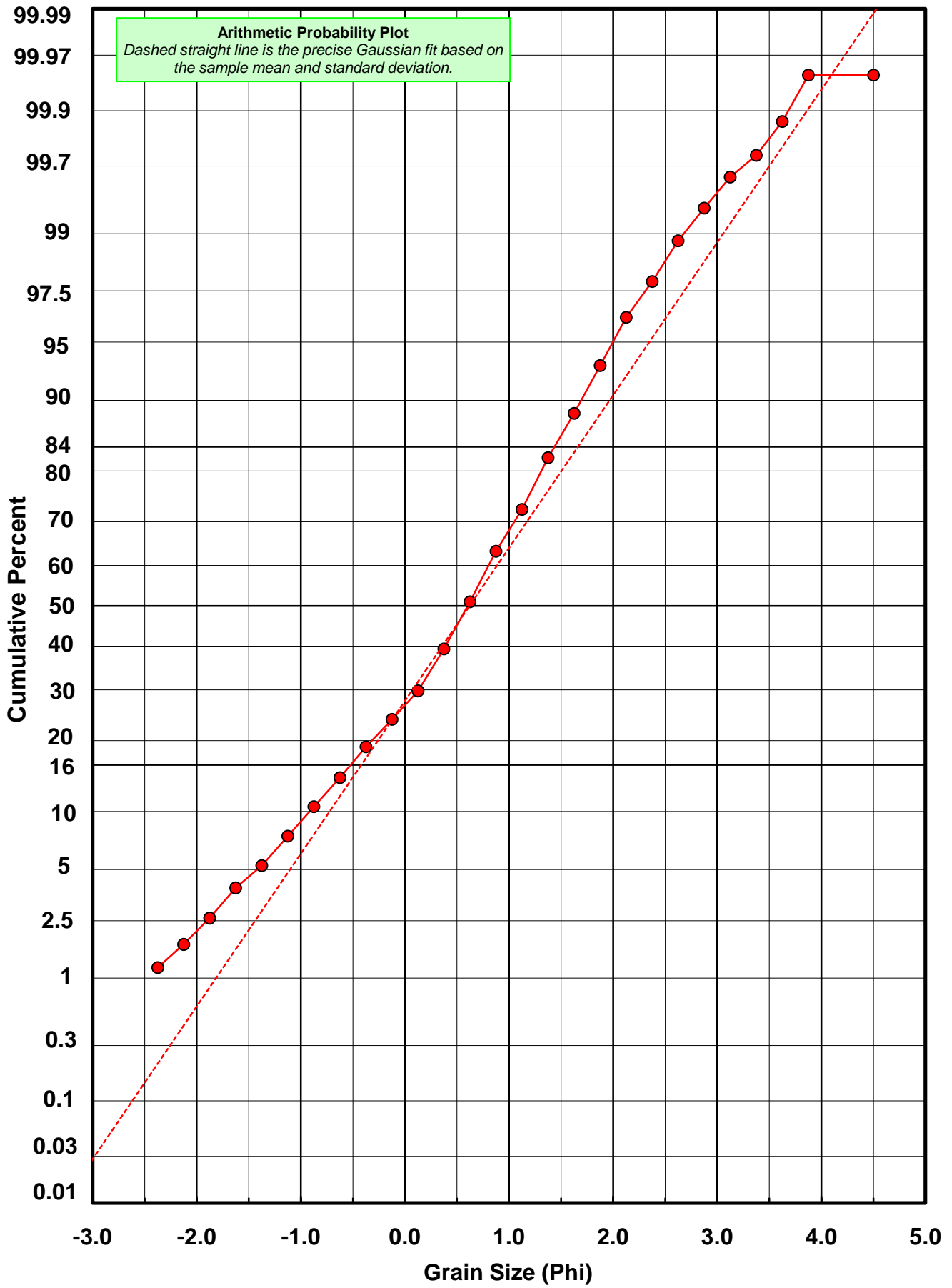
* RARD = reciprocal absolute relative dispersion (see below)

Statistical Explanation	
Calculations based on the Method of Moments	
Skewness: 3rd Stand. Moment; Exact Gaussian = 0.0	
Kurtosis: 4th Stand. Moment; Exact Gaussian = 3.0	
For Further Explanation, See Basille et al. 2002	
Millimeter data calculated by $mm = 2^{(-\phi)}$	

Reciprocal Absolute Relative Dispersion (RARD) Scale	
< 0.5	Excellent homogeneity (e.g., beaches)
0.5 to 1.0	Good homogeneity
1.0 to 1.33	Fair homogeneity
> 1.33	Poor homogeneity (e.g., glacial)



DD-03-BB



Post-Digestion Grain Size Distribution

Onshore Grab Sample

Sample: DD-03-BB

Total Digested Mass: 11.955 grams

% Silica: 23.1 %

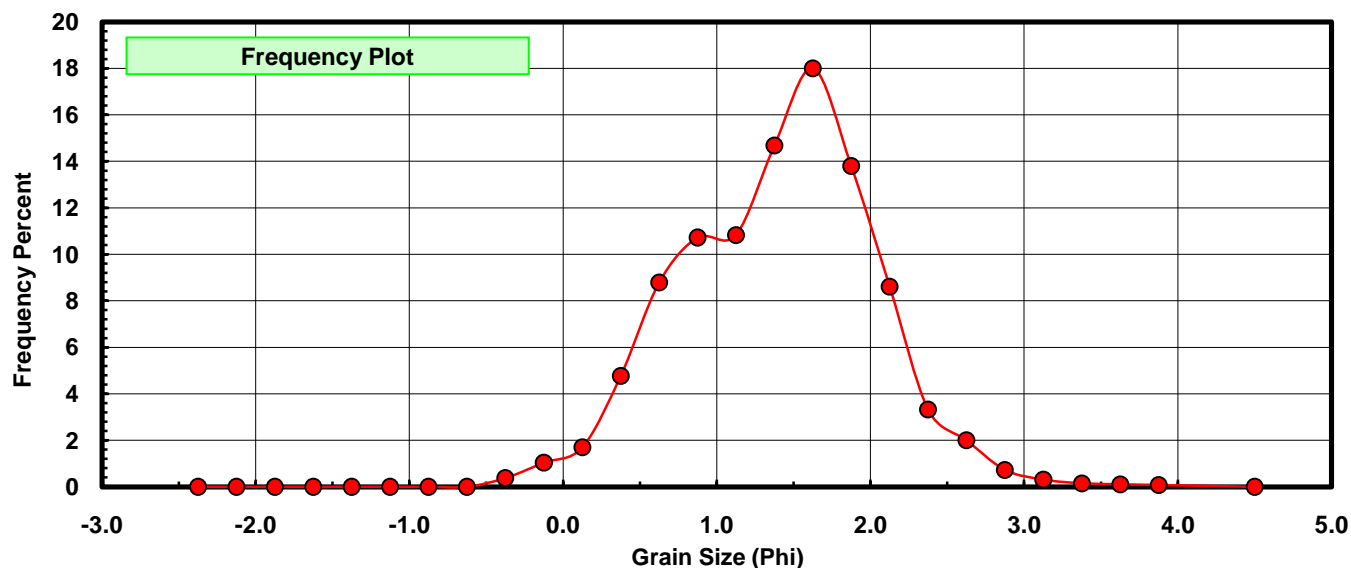
Sieve Size (phi)	Sieve Midpt (phi)	Weight (grams)	Freq Weight %	Cumulative Weight %
-2.25	-2.375	0.000	0.000	0.000
-2.00	-2.125	0.000	0.000	0.000
-1.75	-1.875	0.000	0.000	0.000
-1.50	-1.625	0.000	0.000	0.000
-1.25	-1.375	0.000	0.000	0.000
-1.00	-1.125	0.000	0.000	0.000
-0.75	-0.875	0.000	0.000	0.000
-0.50	-0.625	0.000	0.000	0.000
-0.25	-0.375	0.045	0.376	0.376
0.00	-0.125	0.124	1.037	1.414
0.25	0.125	0.203	1.698	3.112
0.50	0.375	0.570	4.768	7.880
0.75	0.625	1.050	8.783	16.662
1.00	0.875	1.282	10.724	27.386
1.25	1.125	1.295	10.832	38.218
1.50	1.375	1.755	14.680	52.898
1.75	1.625	2.152	18.001	70.899
2.00	1.875	1.649	13.793	84.693
2.25	2.125	1.030	8.616	93.308
2.50	2.375	0.397	3.321	96.629
2.75	2.625	0.239	1.999	98.628
3.00	2.875	0.087	0.728	99.356
3.25	3.125	0.037	0.309	99.665
3.50	3.375	0.018	0.151	99.816
3.75	3.625	0.013	0.109	99.925
4.00	3.875	0.009	0.075	100.000
5.00	4.500	0.000	0.000	100.000

Statistical Results			
Mean:	1.3978	phi	(0.3795 mm)
Standard Dev:	0.6543	phi-units	(0.6354 mm)
Skewness:	-0.0353	dimensionless	
Kurtosis:	2.8425	dimensionless	
5th Moment:	0.8262	dimensionless	
6th Moment:	14.7456	dimensionless	
RARD *	0.4681	dimensionless	
Median	1.3256	phi	(0.399 mm)

* RARD = reciprocal absolute relative dispersion (see below)

Statistical Explanation	
Calculations based on the Method of Moments	
Skewness: 3rd Stand. Moment; Exact Gaussian = 0.0	
Kurtosis: 4th Stand. Moment; Exact Gaussian = 3.0	
For Further Explanation, See Basille et al. 2002	
Millimeter data calculated by $mm = 2^{(-\phi)}$	

Reciprocal Absolute Relative Dispersion (RARD) Scale	
< 0.5	Excellent homogeneity (e.g., beaches)
0.5 to 1.0	Good homogeneity
1.0 to 1.33	Fair homogeneity
> 1.33	Poor homogeneity (e.g., glacial)



DD-03-BB

