

Onshore Grab Sample

Sample: BW-22-BB
Sample Taken By: D. Phelps
Sample Collected On: 1/28/09
Splits? N/A

County: Broward
Latitude: 26° 01' 53.4"
Longitude: 80° 06' 51.1"
Datum: WGS 84
Surf. Elev: N/A
Datum: N/A

Fine Data Summary

Total Sample Weight	56.686 grams
Total Fines in Sample	0.281 grams
Total Percent Fines	0.49 %

Dry Sieving Summary

Total Sample Weight	56.593 grams
Total Digested Weight	19.112 grams
Total Carbonate Weight	37.481 grams
Total Silica %	33.77 %
Total Carbonate %	66.23 %
Carbonate/Silica Ratio	1.961

General Comments:

None

Description

Worked By: M. Ladle

Pre-Digestion Grain Size Distribution

Onshore Grab Sample

Sample: BW-22-BB

Total Sample Mass: 56.593 grams

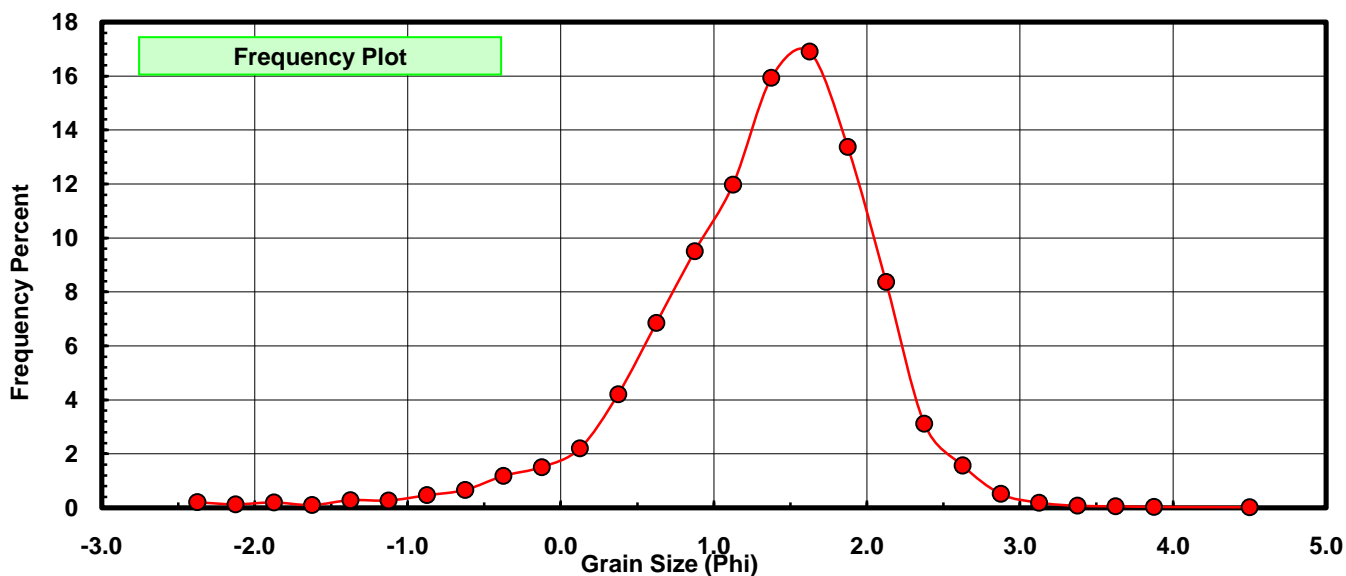
Sieve Size (phi)	Sieve Midpt (phi)	Weight (grams)	Freq Weight %	Cumulative Weight %
-2.25	-2.375	0.118	0.209	0.209
-2.00	-2.125	0.075	0.133	0.341
-1.75	-1.875	0.115	0.203	0.544
-1.50	-1.625	0.059	0.104	0.648
-1.25	-1.375	0.163	0.288	0.937
-1.00	-1.125	0.155	0.274	1.210
-0.75	-0.875	0.265	0.468	1.679
-0.50	-0.625	0.377	0.666	2.345
-0.25	-0.375	0.672	1.187	3.532
0.00	-0.125	0.855	1.511	5.043
0.25	0.125	1.249	2.207	7.250
0.50	0.375	2.385	4.214	11.464
0.75	0.625	3.879	6.854	18.319
1.00	0.875	5.384	9.514	27.832
1.25	1.125	6.780	11.980	39.812
1.50	1.375	9.016	15.931	55.744
1.75	1.625	9.568	16.907	72.650
2.00	1.875	7.569	13.374	86.025
2.25	2.125	4.736	8.369	94.393
2.50	2.375	1.767	3.122	97.516
2.75	2.625	0.889	1.571	99.086
3.00	2.875	0.292	0.516	99.602
3.25	3.125	0.110	0.194	99.797
3.50	3.375	0.044	0.078	99.875
3.75	3.625	0.035	0.062	99.936
4.00	3.875	0.021	0.037	99.973
5.00	4.50	0.015	0.027	100.000

Statistical Results			
Mean:	1.3107	phi	(0.4031 mm)
Standard Dev:	0.7509	phi-units	(0.5942 mm)
Skewness:	-1.0528	dimensionless	
Kurtosis:	5.8396	dimensionless	
5th Moment:	-16.7087	dimensionless	
6th Moment:	79.8072	dimensionless	
RARD *	0.5729	dimensionless	
Median	1.2849	phi	(0.4104 mm)

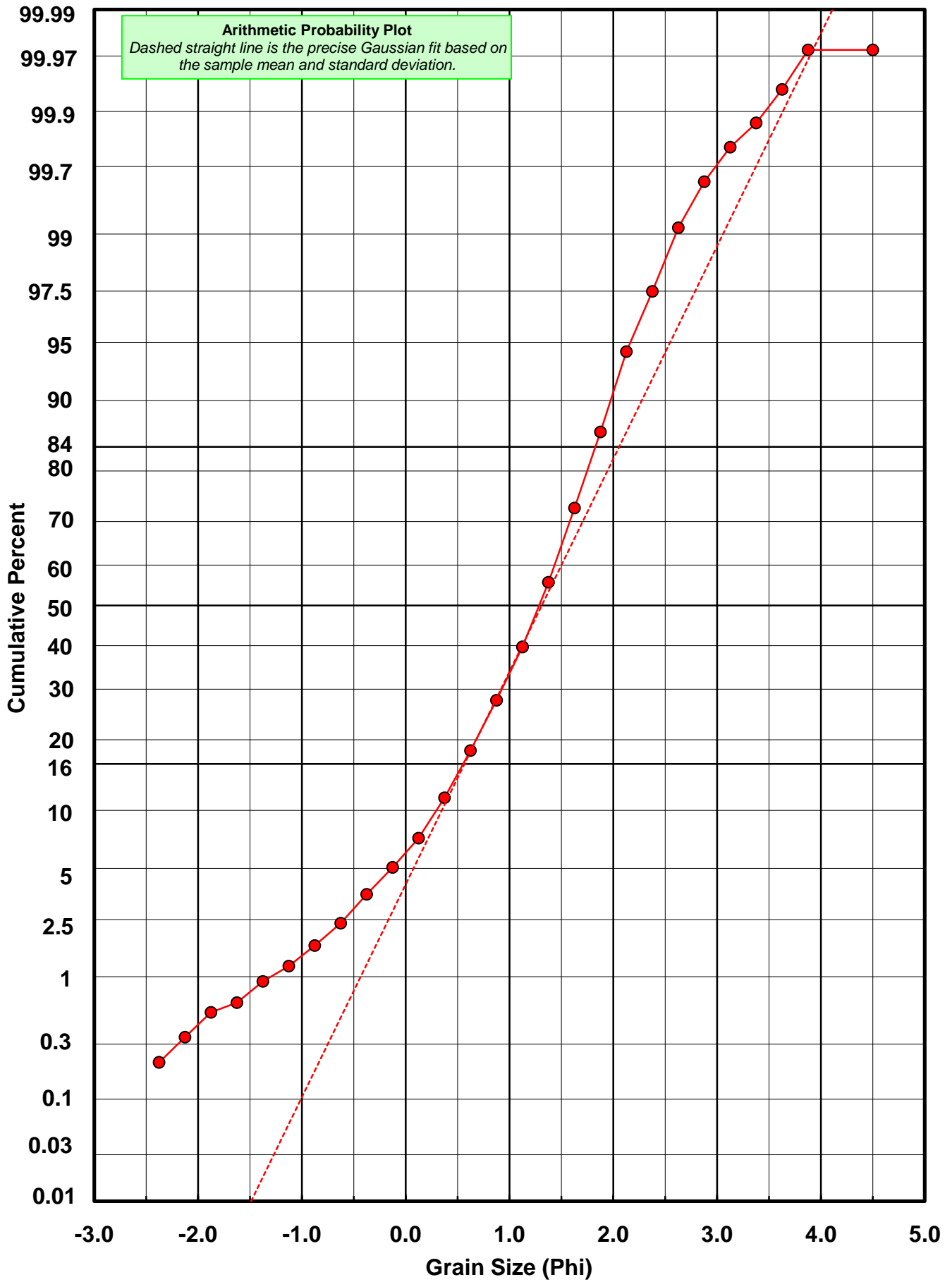
* RARD = reciprocal absolute relative dispersion (see below)

Statistical Explanation
Calculations based on the Method of Moments
Skewness: 3rd Stand. Moment; Exact Gaussian = 0.0
Kurtosis: 4th Stand. Moment; Exact Gaussian = 3.0
For Further Explanation, See Basille et al. 2002
Millimeter data calculated by $mm = 2^{-(\phi)}$

Reciprocal Absolute Relative Dispersion (RARD) Scale	
< 0.5	Excellent homogeneity (e.g., beaches)
0.5 to 1.0	Good homogeneity
1.0 to 1.33	Fair homogeneity
> 1.33	Poor homogeneity (e.g., glacial)



BW-22-BB



Carbonate Grain Size Distribution

Onshore Grab Sample

Sample: BW-22-BB

Total Carbonate Mass: 37.481 grams

% Carbonate: 66.2 %

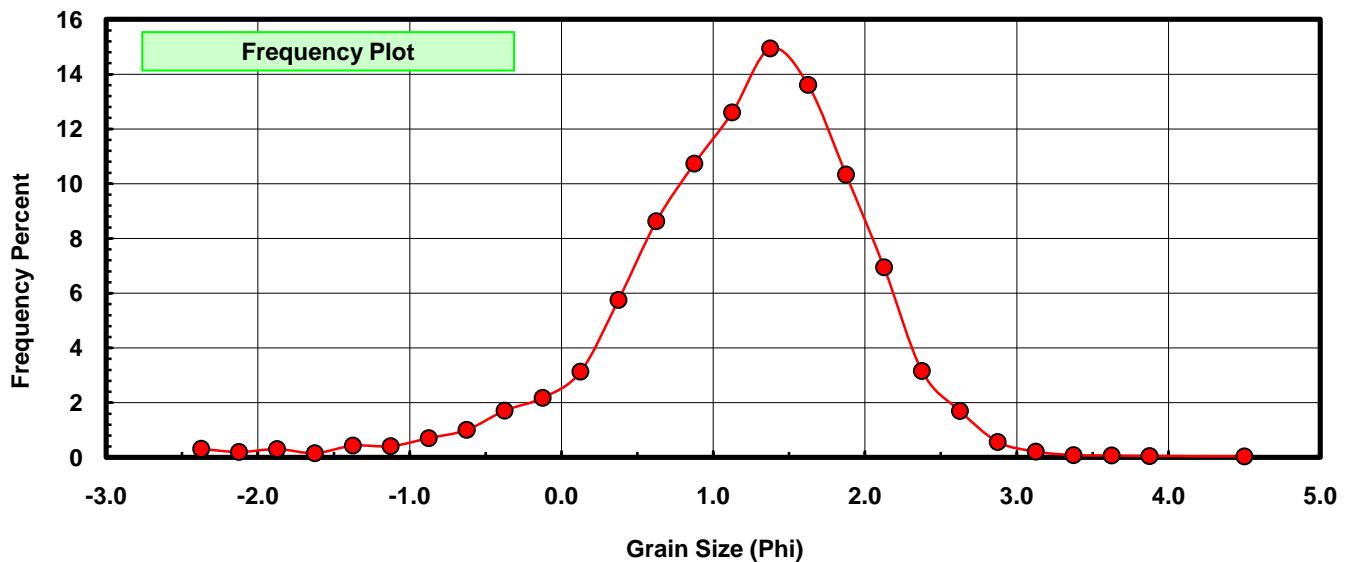
Sieve Size (phi)	Sieve Midpt (phi)	Weight (grams)	Freq Weight %	Cumulative Weight %
-2.25	-2.375	0.118	0.315	0.315
-2.00	-2.125	0.075	0.200	0.515
-1.75	-1.875	0.115	0.307	0.822
-1.50	-1.625	0.059	0.157	0.979
-1.25	-1.375	0.163	0.435	1.414
-1.00	-1.125	0.155	0.414	1.828
-0.75	-0.875	0.265	0.707	2.535
-0.50	-0.625	0.377	1.006	3.540
-0.25	-0.375	0.642	1.713	5.253
0.00	-0.125	0.816	2.177	7.430
0.25	0.125	1.174	3.132	10.563
0.50	0.375	2.156	5.752	16.315
0.75	0.625	3.234	8.628	24.943
1.00	0.875	4.022	10.731	35.674
1.25	1.125	4.722	12.598	48.272
1.50	1.375	5.599	14.938	63.211
1.75	1.625	5.099	13.604	76.815
2.00	1.875	3.872	10.331	87.145
2.25	2.125	2.603	6.945	94.090
2.50	2.375	1.185	3.162	97.252
2.75	2.625	0.639	1.705	98.957
3.00	2.875	0.214	0.571	99.528
3.25	3.125	0.081	0.216	99.744
3.50	3.375	0.033	0.088	99.832
3.75	3.625	0.027	0.072	99.904
4.00	3.875	0.021	0.056	99.960
5.00	4.500	0.015	0.040	100.000

Statistical Results			
Mean:	1.1831	phi	(0.4404 mm)
Standard Dev:	0.8297	phi-units	(0.5626 mm)
Skewness:	-0.8672	dimensionless	
Kurtosis:	5.0041	dimensionless	
5th Moment:	-11.6365	dimensionless	
6th Moment:	53.4933	dimensionless	
RARD *	0.7014	dimensionless	
Median	1.1539	phi	(0.4494 mm)

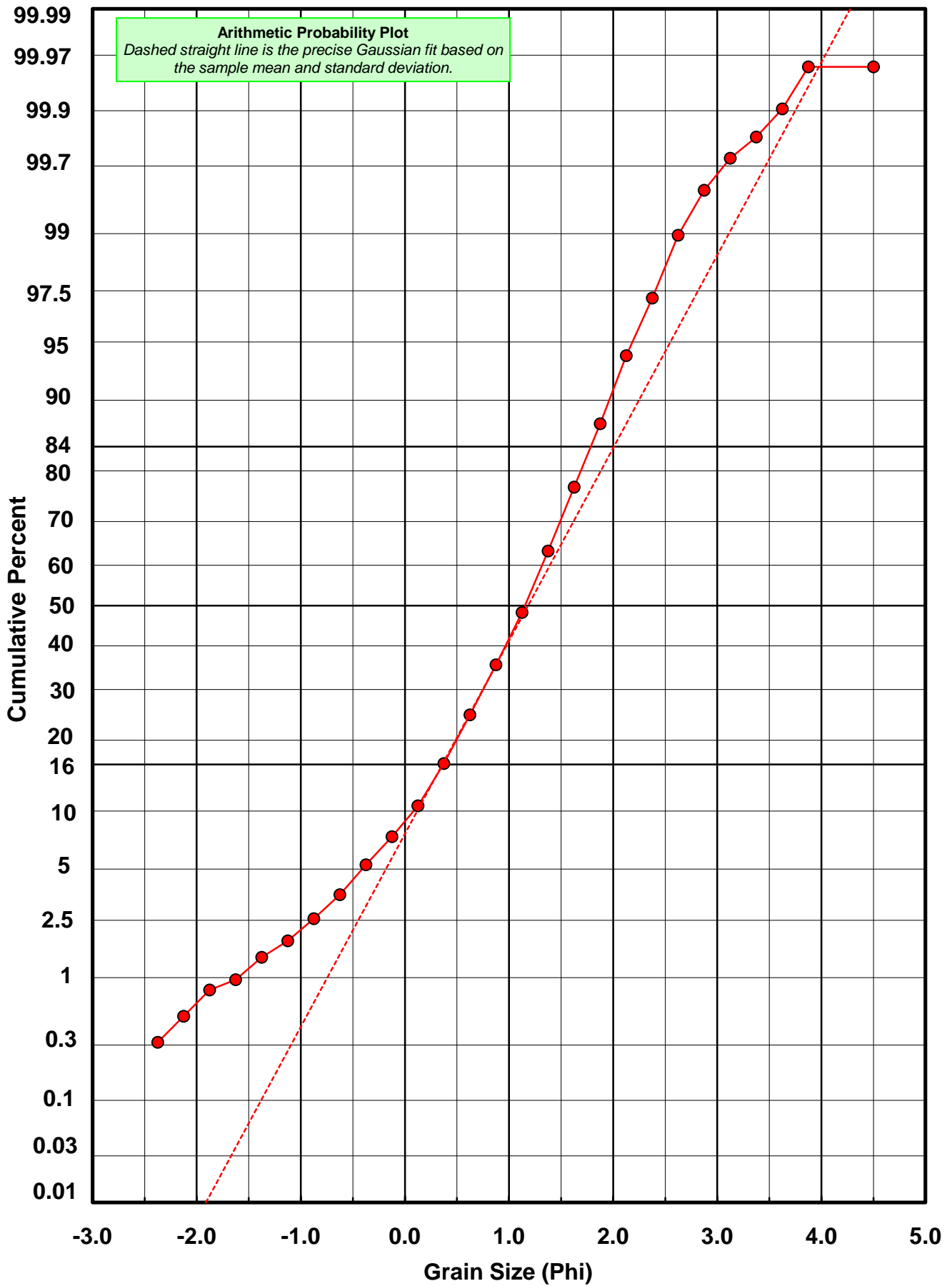
* RARD = reciprocal absolute relative dispersion (see below)

Statistical Explanation	
Calculations based on the Method of Moments	
Skewness: 3rd Stand. Moment; Exact Gaussian = 0.0	
Kurtosis: 4th Stand. Moment; Exact Gaussian = 3.0	
For Further Explanation, See Basille et al. 2002	
Millimeter data calculated by $mm = 2^{(-\phi)}$	

Reciprocal Absolute Relative Dispersion (RARD) Scale	
< 0.5	Excellent homogeneity (e.g., beaches)
0.5 to 1.0	Good homogeneity
1.0 to 1.33	Fair homogeneity
> 1.33	Poor homogeneity (e.g., glacial)



BW-22-BB



Post-Digestion Grain Size Distribution

Onshore Grab Sample

Sample: BW-22-BB

Total Digested Mass: 19.112 grams

% Silica: 33.8 %

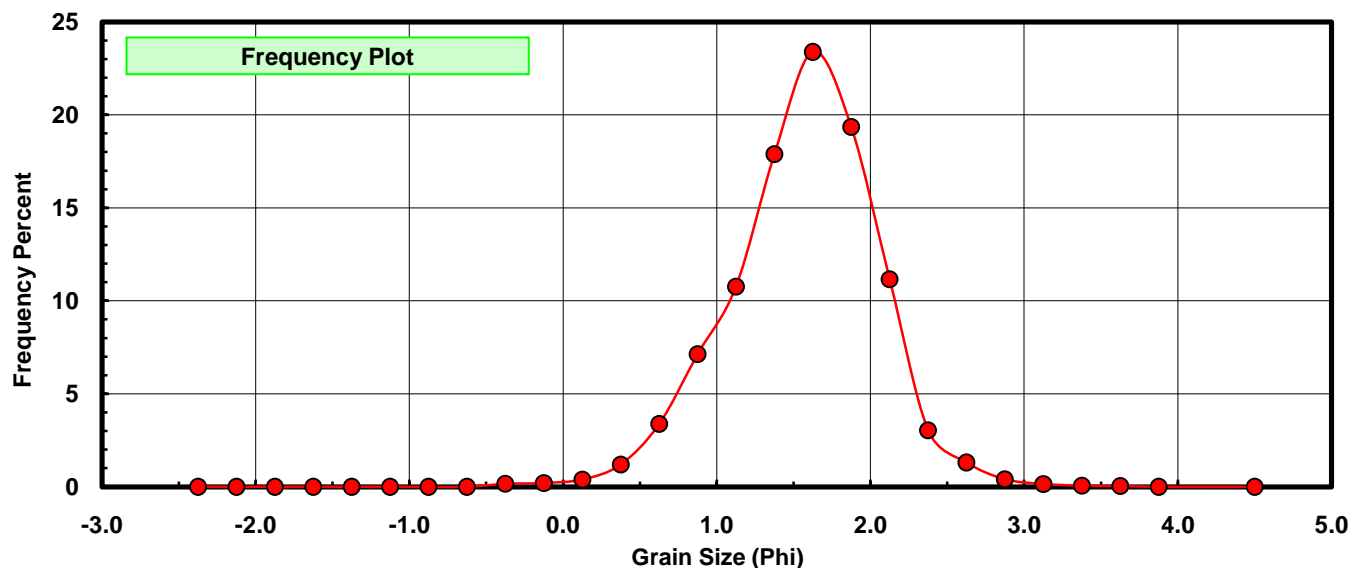
Sieve Size (phi)	Sieve Midpt (phi)	Weight (grams)	Freq Weight %	Cumulative Weight %
-2.25	-2.375	0.000	0.000	0.000
-2.00	-2.125	0.000	0.000	0.000
-1.75	-1.875	0.000	0.000	0.000
-1.50	-1.625	0.000	0.000	0.000
-1.25	-1.375	0.000	0.000	0.000
-1.00	-1.125	0.000	0.000	0.000
-0.75	-0.875	0.000	0.000	0.000
-0.50	-0.625	0.000	0.000	0.000
-0.25	-0.375	0.030	0.157	0.157
0.00	-0.125	0.039	0.204	0.361
0.25	0.125	0.075	0.392	0.753
0.50	0.375	0.229	1.198	1.952
0.75	0.625	0.645	3.375	5.326
1.00	0.875	1.362	7.126	12.453
1.25	1.125	2.058	10.768	23.221
1.50	1.375	3.417	17.879	41.100
1.75	1.625	4.469	23.383	64.483
2.00	1.875	3.697	19.344	83.827
2.25	2.125	2.133	11.161	94.987
2.50	2.375	0.582	3.045	98.033
2.75	2.625	0.250	1.308	99.341
3.00	2.875	0.078	0.408	99.749
3.25	3.125	0.029	0.152	99.901
3.50	3.375	0.011	0.058	99.958
3.75	3.625	0.008	0.042	100.000
4.00	3.875	0.000	0.000	100.000
5.00	4.500	0.000	0.000	100.000

Statistical Results			
Mean:	1.5610	phi	(0.3389 mm)
Standard Dev:	0.4941	phi-units	(0.71 mm)
Skewness:	-0.2896	dimensionless	
Kurtosis:	3.5965	dimensionless	
5th Moment:	-2.3841	dimensionless	
6th Moment:	25.8119	dimensionless	
RARD *	0.3165	dimensionless	
Median	1.4702	phi	(0.3609 mm)

* RARD = reciprocal absolute relative dispersion (see below)

Statistical Explanation	
Calculations based on the Method of Moments	
Skewness: 3rd Stand. Moment; Exact Gaussian = 0.0	
Kurtosis: 4th Stand. Moment; Exact Gaussian = 3.0	
For Further Explanation, See Basille et al. 2002	
Millimeter data calculated by $mm = 2^{(-\phi)}$	

Reciprocal Absolute Relative Dispersion (RARD) Scale	
< 0.5	Excellent homogeneity (e.g., beaches)
0.5 to 1.0	Good homogeneity
1.0 to 1.33	Fair homogeneity
> 1.33	Poor homogeneity (e.g., glacial)



BW-22-BB

