

## **Onshore Grab Sample**

**Sample:** BW-20  
**Sample Taken By:** D. Phelps  
**Sample Collected On:** 1/28/09  
**Splits?** N/A

**County:** Broward  
**Latitude:** 26° 03' 29.6"  
**Longitude:** 80° 06' 41.1"  
**Datum:** WGS 84  
**Surf. Elev:** N/A  
**Datum:** N/A

### **Fine Data Summary**

Total Sample Weight	64.538 grams
Total Fines in Sample	0.249 grams
Total Percent Fines	0.38 %

### **Dry Sieving Summary**

Total Sample Weight	64.392 grams
Total Digested Weight	27.537 grams
Total Carbonate Weight	36.855 grams
Total Silica %	42.76 %
Total Carbonate %	57.24 %
Carbonate/Silica Ratio	1.338

### **General Comments:**

None

### **Description**

Worked By: M. Ladle

# Pre-Digestion Grain Size Distribution

Onshore Grab Sample

Sample: BW-20

Total Sample Mass: 64.392 grams

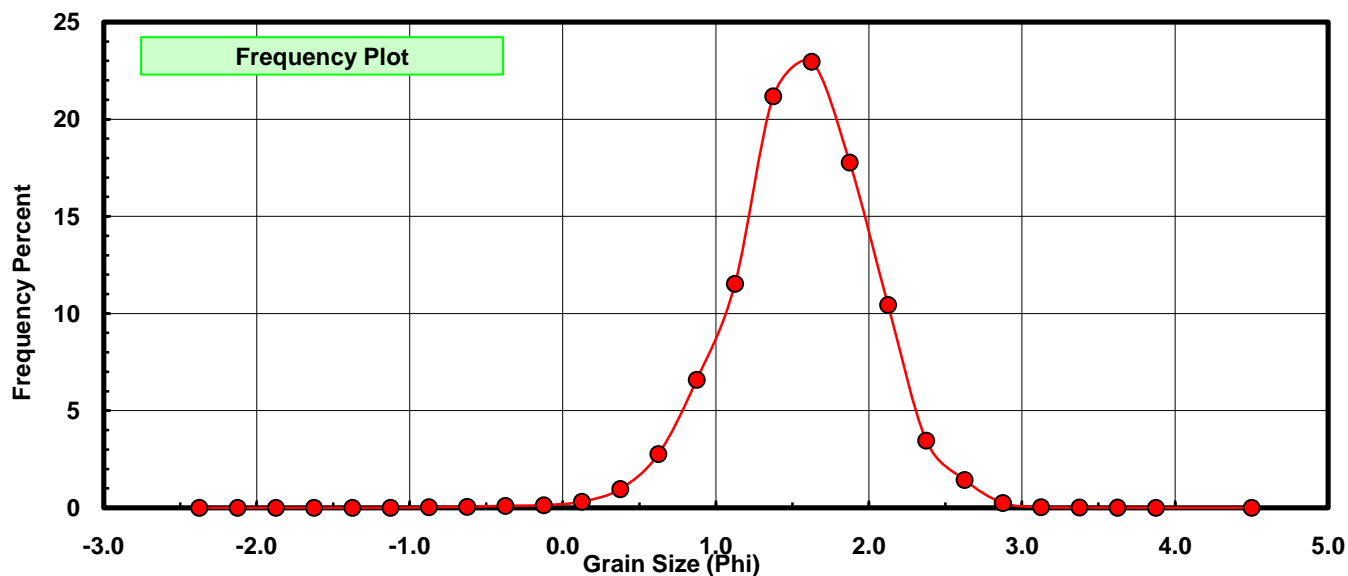
Sieve Size (phi)	Sieve Midpt (phi)	Weight (grams)	Freq Weight %	Cumulative Weight %
-2.25	-2.375	0.000	0.000	0.000
-2.00	-2.125	0.000	0.000	0.000
-1.75	-1.875	0.000	0.000	0.000
-1.50	-1.625	0.000	0.000	0.000
-1.25	-1.375	0.000	0.000	0.000
-1.00	-1.125	0.000	0.000	0.000
-0.75	-0.875	0.016	0.025	0.025
-0.50	-0.625	0.031	0.048	0.073
-0.25	-0.375	0.064	0.099	0.172
0.00	-0.125	0.087	0.135	0.307
0.25	0.125	0.202	0.314	0.621
0.50	0.375	0.620	0.963	1.584
0.75	0.625	1.781	2.766	4.350
1.00	0.875	4.240	6.585	10.935
1.25	1.125	7.419	11.522	22.456
1.50	1.375	13.633	21.172	43.628
1.75	1.625	14.787	22.964	66.592
2.00	1.875	11.443	17.771	84.363
2.25	2.125	6.723	10.441	94.804
2.50	2.375	2.224	3.454	98.258
2.75	2.625	0.926	1.438	99.696
3.00	2.875	0.160	0.248	99.944
3.25	3.125	0.024	0.037	99.981
3.50	3.375	0.007	0.011	99.992
3.75	3.625	0.005	0.008	100.000
4.00	3.875	0.000	0.000	100.000
5.00	4.50	0.000	0.000	100.000

Statistical Results			
Mean:	1.5555	phi	(0.3402 mm)
Standard Dev:	0.4646	phi-units	(0.7247 mm)
Skewness:	-0.3079	dimensionless	
Kurtosis:	3.8078	dimensionless	
5th Moment:	-4.8230	dimensionless	
6th Moment:	33.0799	dimensionless	
RARD *	0.2987	dimensionless	
Median	1.4444	phi	(0.3675 mm)

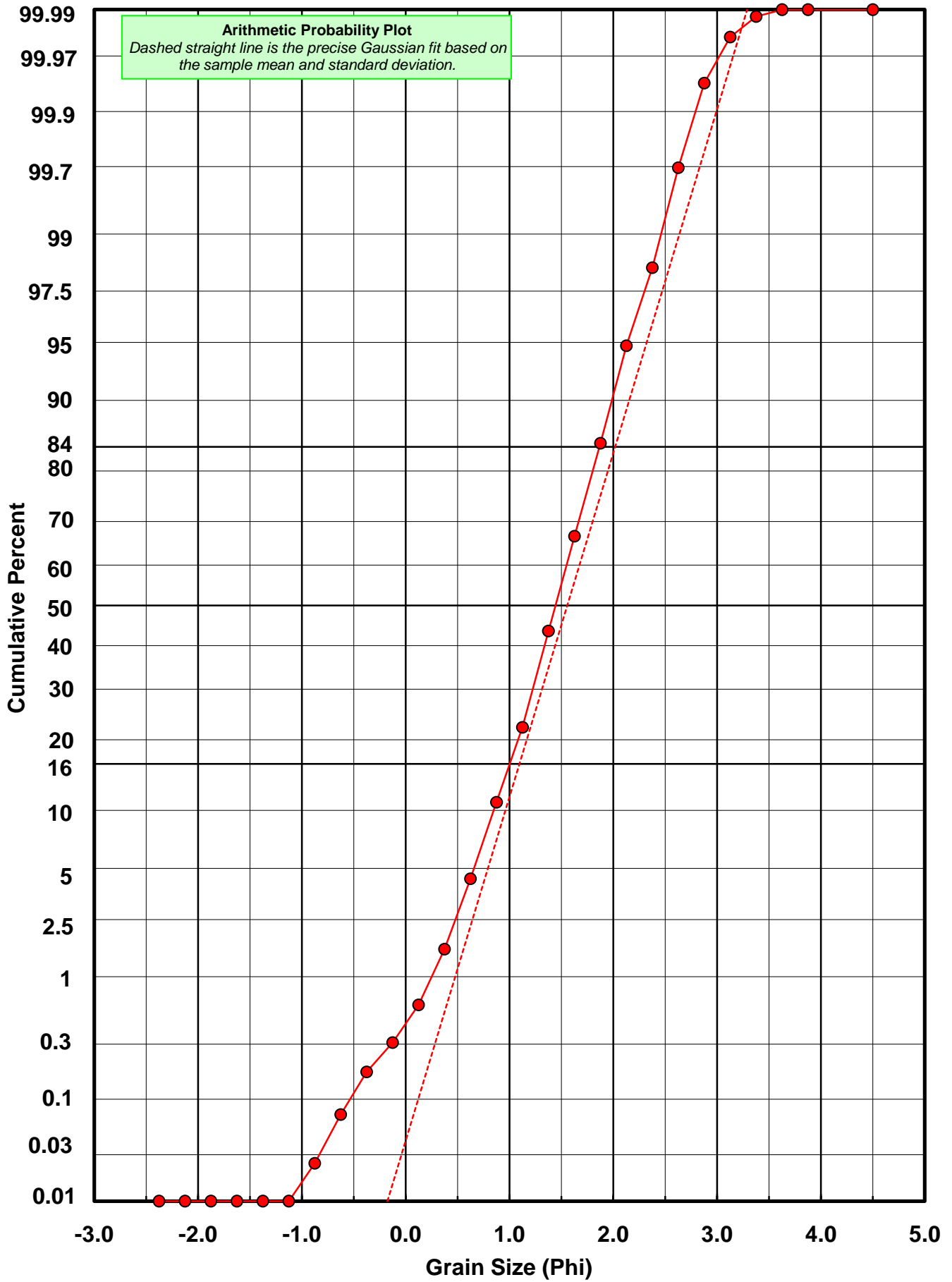
\* RARD = reciprocal absolute relative dispersion (see below)

Statistical Explanation	
Calculations based on the Method of Moments	
Skewness: 3rd Stand. Moment; Exact Gaussian = 0.0	
Kurtosis: 4th Stand. Moment; Exact Gaussian = 3.0	
For Further Explanation, See Basille et al. 2002	
Millimeter data calculated by $mm = 2^{(-\phi)}$	

Reciprocal Absolute Relative Dispersion (RARD) Scale	
< 0.5	Excellent homogeneity (e.g., beaches)
0.5 to 1.0	Good homogeneity
1.0 to 1.33	Fair homogeneity
> 1.33	Poor homogeneity (e.g., glacial)



# BW-20



# Carbonate Grain Size Distribution

Onshore Grab Sample

Sample: BW-20

Total Carbonate Mass: 36.874 grams

% Carbonate: 57.2 %

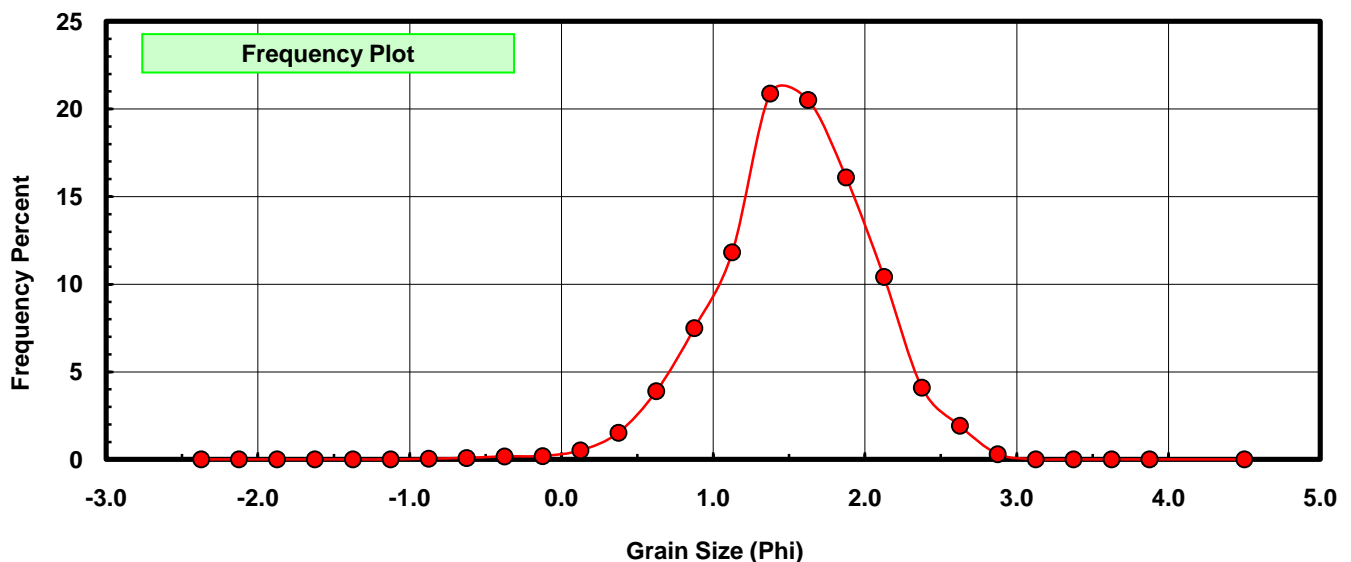
Sieve Size (phi)	Sieve Midpt (phi)	Weight (grams)	Freq Weight %	Cumulative Weight %
-2.25	-2.375	0.000	0.000	0.000
-2.00	-2.125	0.000	0.000	0.000
-1.75	-1.875	0.000	0.000	0.000
-1.50	-1.625	0.000	0.000	0.000
-1.25	-1.375	0.000	0.000	0.000
-1.00	-1.125	0.000	0.000	0.000
-0.75	-0.875	0.016	0.043	0.043
-0.50	-0.625	0.031	0.084	0.127
-0.25	-0.375	0.064	0.174	0.301
0.00	-0.125	0.073	0.198	0.499
0.25	0.125	0.189	0.513	1.012
0.50	0.375	0.565	1.532	2.544
0.75	0.625	1.439	3.902	6.446
1.00	0.875	2.762	7.490	13.937
1.25	1.125	4.360	11.824	25.761
1.50	1.375	7.700	20.882	46.643
1.75	1.625	7.563	20.510	67.153
2.00	1.875	5.937	16.101	83.254
2.25	2.125	3.838	10.408	93.662
2.50	2.375	1.511	4.098	97.760
2.75	2.625	0.707	1.917	99.677
3.00	2.875	0.113	0.306	99.984
3.25	3.125	0.006	0.016	100.000
3.50	3.375	0.000	0.000	100.000
3.75	3.625	0.000	0.000	100.000
4.00	3.875	0.000	0.000	100.000
5.00	4.500	0.000	0.000	100.000

Statistical Results			
Mean:	1.5280	phi	(0.3468 mm)
Standard Dev:	0.5102	phi-units	(0.7021 mm)
Skewness:	-0.3374	dimensionless	
Kurtosis:	3.5702	dimensionless	
5th Moment:	-4.8090	dimensionless	
6th Moment:	27.2196	dimensionless	
RARD *	0.3339	dimensionless	
Median	1.4159	phi	(0.3748 mm)

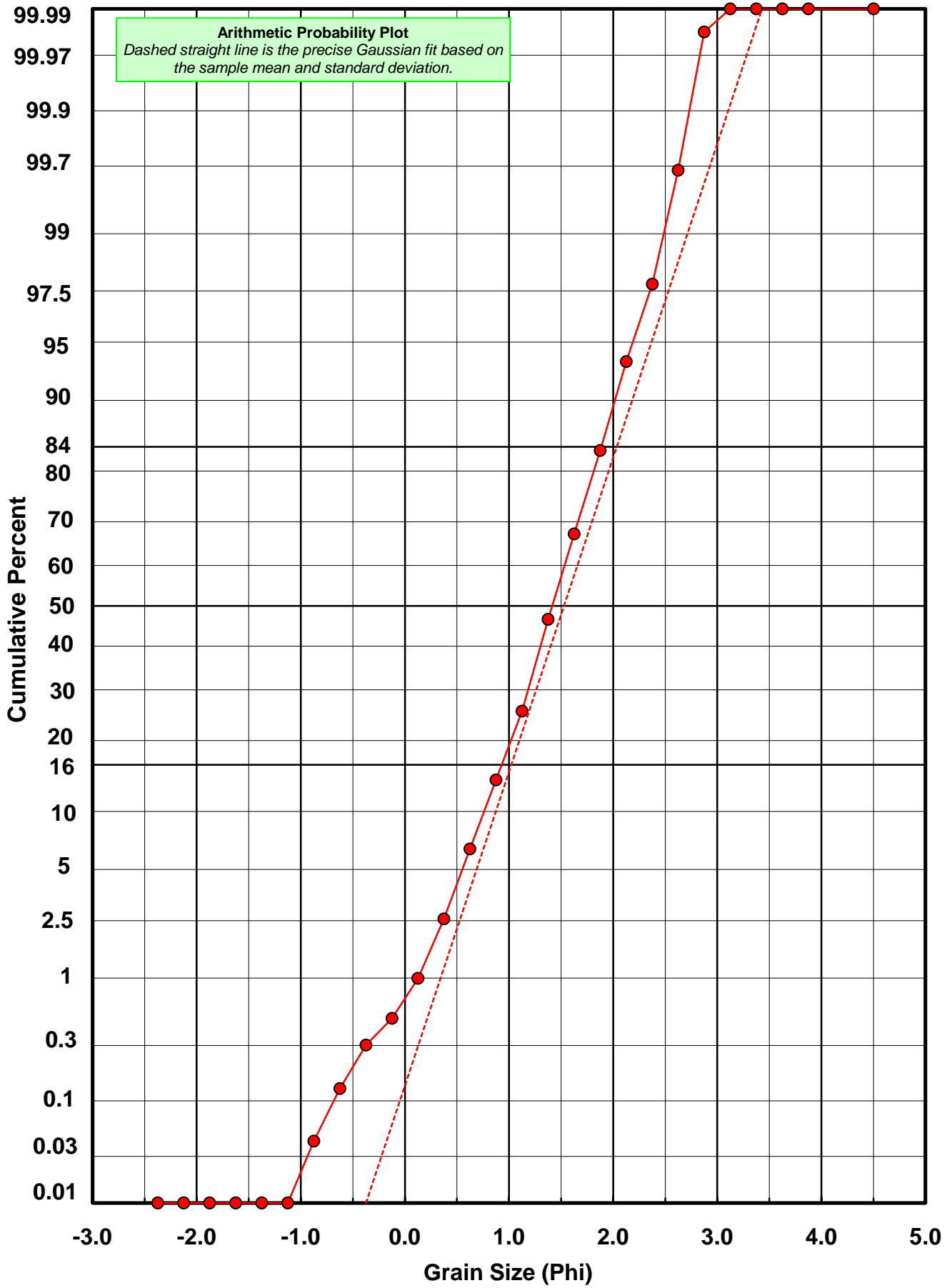
\* RARD = reciprocal absolute relative dispersion (see below)

Statistical Explanation	
Calculations based on the Method of Moments	
Skewness: 3rd Stand. Moment; Exact Gaussian = 0.0	
Kurtosis: 4th Stand. Moment; Exact Gaussian = 3.0	
For Further Explanation, See Basille et al. 2002	
Millimeter data calculated by $mm = 2^{(-\phi)}$	

Reciprocal Absolute Relative Dispersion (RARD) Scale	
< 0.5	Excellent homogeneity (e.g., beaches)
0.5 to 1.0	Good homogeneity
1.0 to 1.33	Fair homogeneity
> 1.33	Poor homogeneity (e.g., glacial)



# BW-20



# Post-Digestion Grain Size Distribution

Onshore Grab Sample

Sample: BW-20

Total Digested Mass: 27.537 grams

% Silica: 42.8 %

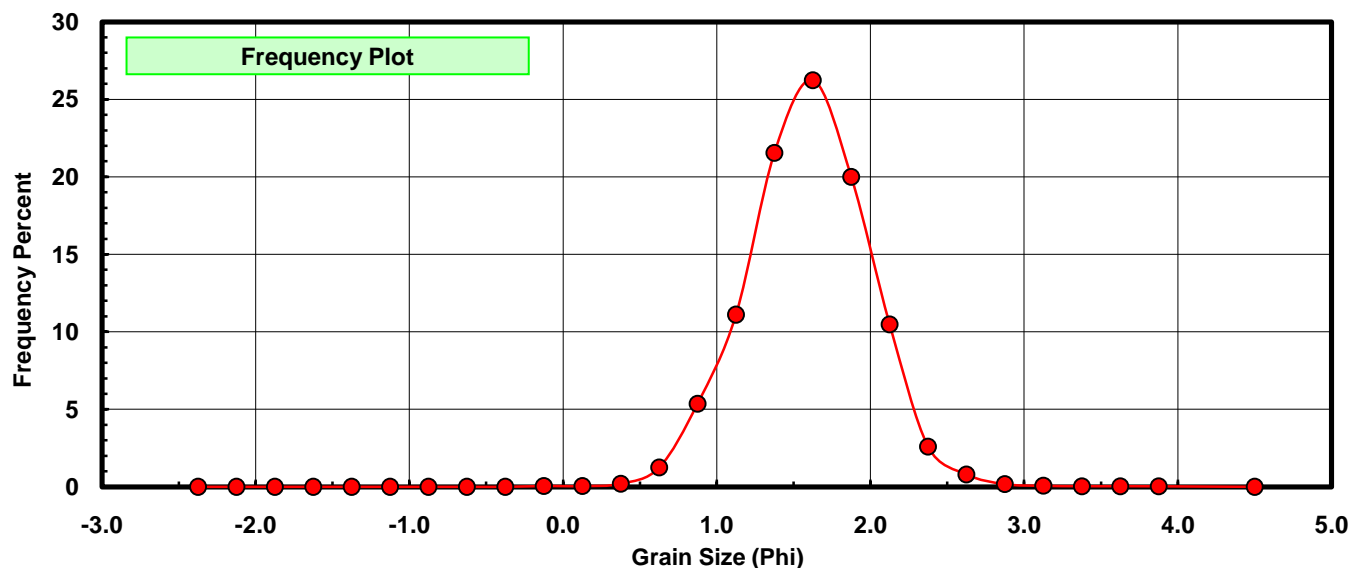
Sieve Size (phi)	Sieve Midpt (phi)	Weight (grams)	Freq Weight %	Cumulative Weight %
-2.25	-2.375	0.000	0.000	0.000
-2.00	-2.125	0.000	0.000	0.000
-1.75	-1.875	0.000	0.000	0.000
-1.50	-1.625	0.000	0.000	0.000
-1.25	-1.375	0.000	0.000	0.000
-1.00	-1.125	0.000	0.000	0.000
-0.75	-0.875	0.000	0.000	0.000
-0.50	-0.625	0.000	0.000	0.000
-0.25	-0.375	0.000	0.000	0.000
0.00	-0.125	0.014	0.051	0.051
0.25	0.125	0.013	0.047	0.098
0.50	0.375	0.055	0.200	0.298
0.75	0.625	0.342	1.242	1.540
1.00	0.875	1.478	5.367	6.907
1.25	1.125	3.059	11.109	18.016
1.50	1.375	5.933	21.546	39.561
1.75	1.625	7.224	26.234	65.795
2.00	1.875	5.506	19.995	85.790
2.25	2.125	2.885	10.477	96.267
2.50	2.375	0.713	2.589	98.856
2.75	2.625	0.219	0.795	99.651
3.00	2.875	0.047	0.171	99.822
3.25	3.125	0.018	0.065	99.887
3.50	3.375	0.011	0.040	99.927
3.75	3.625	0.011	0.040	99.967
4.00	3.875	0.009	0.033	100.000
5.00	4.500	0.000	0.000	100.000

Statistical Results			
Mean:	1.5939	phi	(0.3313 mm)
Standard Dev:	0.4055	phi-units	(0.755 mm)
Skewness:	0.0617	dimensionless	
Kurtosis:	3.7720	dimensionless	
5th Moment:	3.2514	dimensionless	
6th Moment:	38.2893	dimensionless	
RARD *	0.2544	dimensionless	
Median	1.4745	phi	(0.3599 mm)

\* RARD = reciprocal absolute relative dispersion (see below)

Statistical Explanation	
Calculations based on the Method of Moments	
Skewness: 3rd Stand. Moment; Exact Gaussian = 0.0	
Kurtosis: 4th Stand. Moment; Exact Gaussian = 3.0	
For Further Explanation, See Basille et al. 2002	
Millimeter data calculated by $mm = 2^{(-\phi)}$	

Reciprocal Absolute Relative Dispersion (RARD) Scale	
< 0.5	Excellent homogeneity (e.g., beaches)
0.5 to 1.0	Good homogeneity
1.0 to 1.33	Fair homogeneity
> 1.33	Poor homogeneity (e.g., glacial)



# BW-20

