

**Onshore Grab Sample**

**Sample:** BW-19  
**Sample Taken By:** D. Phelps  
**Sample Collected On:** 1/28/09  
**Splits?** N/A

**County:** Broward  
**Latitude:** 26° 04' 21.1"  
**Longitude:** 80° 06' 37.3"  
**Datum:** WGS 84  
**Surf. Elev:** N/A  
**Datum:** N/A

**Fine Data Summary**

Total Sample Weight 52.038 grams  
Total Fines in Sample 0.199 grams  
Total Percent Fines 0.38 %

**Dry Sieving Summary**

Total Sample Weight 51.841 grams  
Total Digested Weight 23.327 grams  
Total Carbonate Weight 28.514 grams  
Total Silica % 45.00 %  
Total Carbonate % 55.00 %  
Carbonate/Silica Ratio 1.222

**General Comments:**

None

**Description**

Worked By: M. Ladle

# Pre-Digestion Grain Size Distribution

Onshore Grab Sample

Sample: BW-19

Total Sample Mass: 51.841 grams

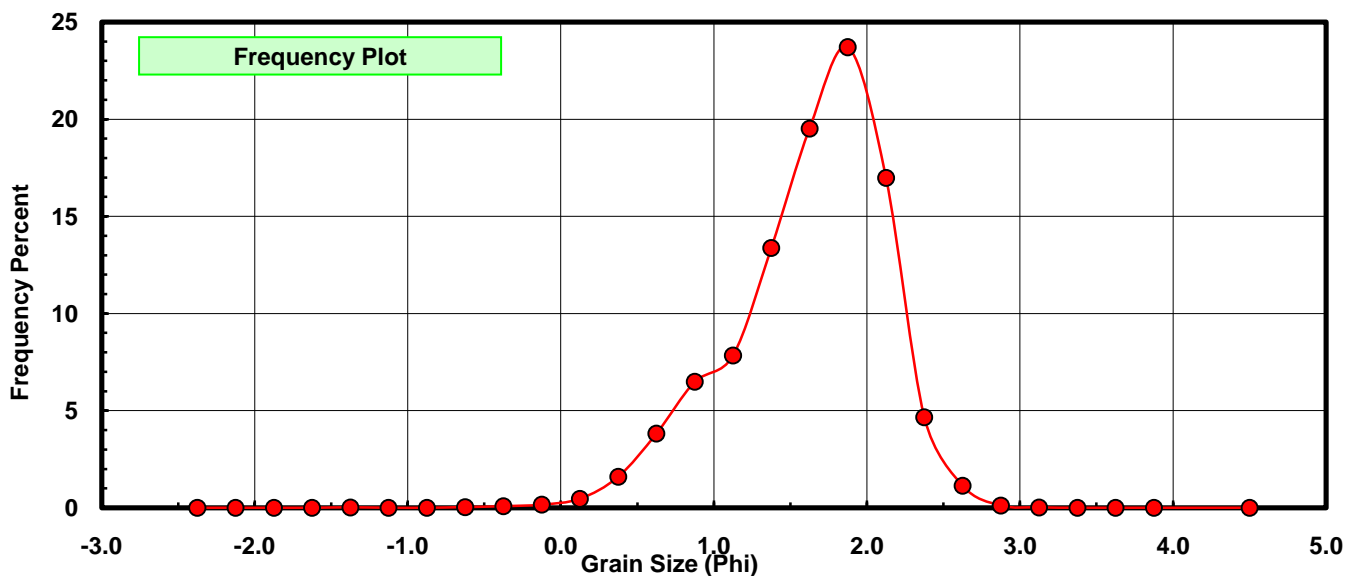
Sieve Size (phi)	Sieve Midpt (phi)	Weight (grams)	Freq Weight %	Cumulative Weight %
-2.25	-2.375	0.000	0.000	0.000
-2.00	-2.125	0.000	0.000	0.000
-1.75	-1.875	0.000	0.000	0.000
-1.50	-1.625	0.000	0.000	0.000
-1.25	-1.375	0.012	0.023	0.023
-1.00	-1.125	0.000	0.000	0.023
-0.75	-0.875	0.000	0.000	0.023
-0.50	-0.625	0.018	0.035	0.058
-0.25	-0.375	0.042	0.081	0.139
0.00	-0.125	0.083	0.160	0.299
0.25	0.125	0.240	0.463	0.762
0.50	0.375	0.826	1.593	2.355
0.75	0.625	1.979	3.817	6.173
1.00	0.875	3.360	6.481	12.654
1.25	1.125	4.062	7.835	20.490
1.50	1.375	6.931	13.370	33.859
1.75	1.625	10.119	19.519	53.379
2.00	1.875	12.290	23.707	77.086
2.25	2.125	8.801	16.977	94.063
2.50	2.375	2.417	4.662	98.725
2.75	2.625	0.590	1.138	99.863
3.00	2.875	0.060	0.116	99.979
3.25	3.125	0.011	0.021	100.000
3.50	3.375	0.000	0.000	100.000
3.75	3.625	0.000	0.000	100.000
4.00	3.875	0.000	0.000	100.000
5.00	4.50	0.000	0.000	100.000

Statistical Results			
Mean:	1.6251	phi	(0.3242 mm)
Standard Dev:	0.5019	phi-units	(0.7062 mm)
Skewness:	-0.7304	dimensionless	
Kurtosis:	3.5948	dimensionless	
5th Moment:	-7.5381	dimensionless	
6th Moment:	32.2539	dimensionless	
RARD *	0.3088	dimensionless	
Median	1.5817	phi	(0.3341 mm)

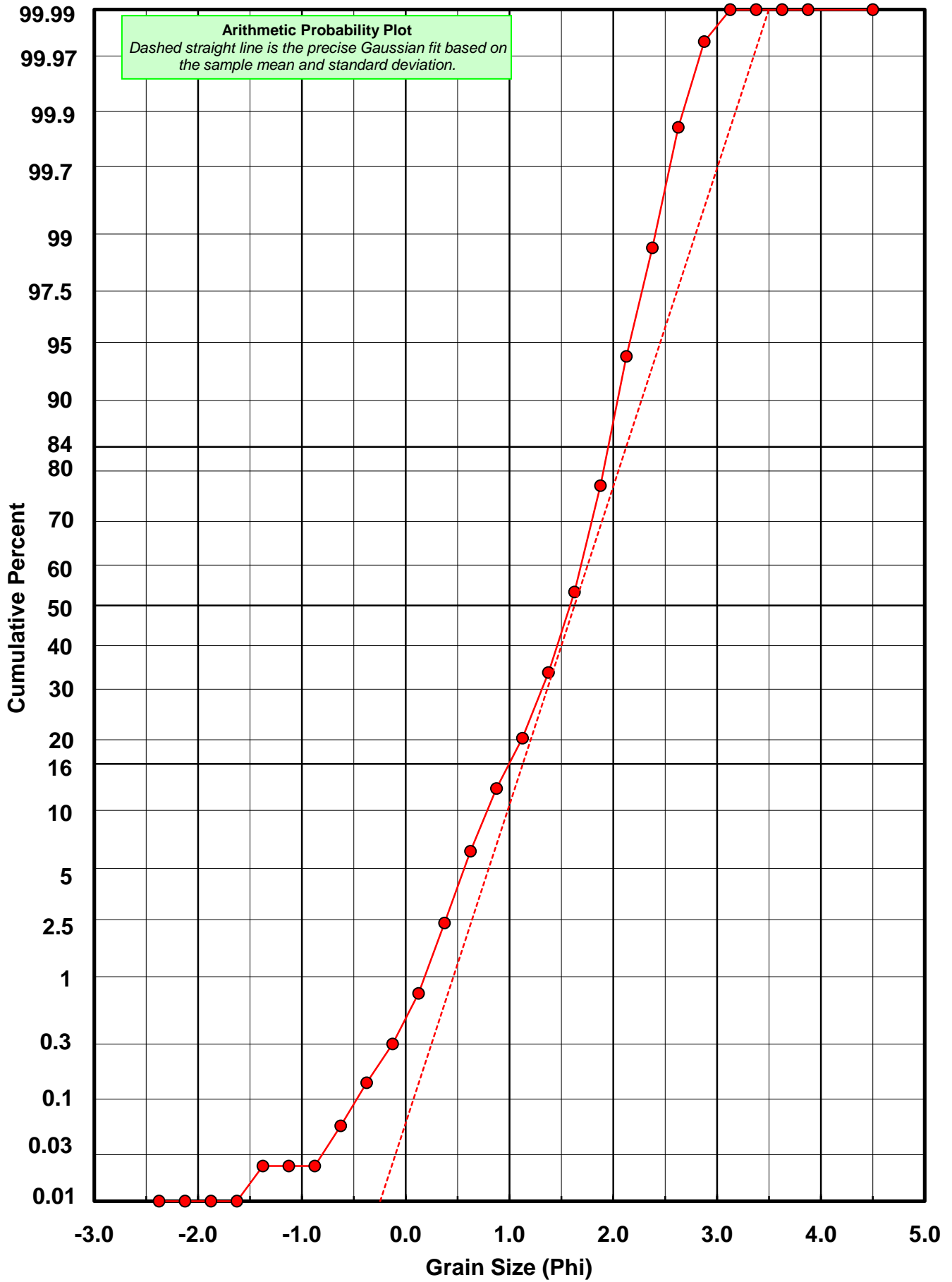
\* RARD = reciprocal absolute relative dispersion (see below)

Statistical Explanation	
Calculations based on the Method of Moments	
Skewness: 3rd Stand. Moment; Exact Gaussian = 0.0	
Kurtosis: 4th Stand. Moment; Exact Gaussian = 3.0	
For Further Explanation, See Basille et al. 2002	
Millimeter data calculated by $mm = 2^{(-\phi)}$	

Reciprocal Absolute Relative Dispersion (RARD) Scale	
< 0.5	Excellent homogeneity (e.g., beaches)
0.5 to 1.0	Good homogeneity
1.0 to 1.33	Fair homogeneity
> 1.33	Poor homogeneity (e.g., glacial)



# BW-19



# Carbonate Grain Size Distribution

Onshore Grab Sample

Sample: BW-19

Total Carbonate Mass: 28.567 grams

% Carbonate: 55.0 %

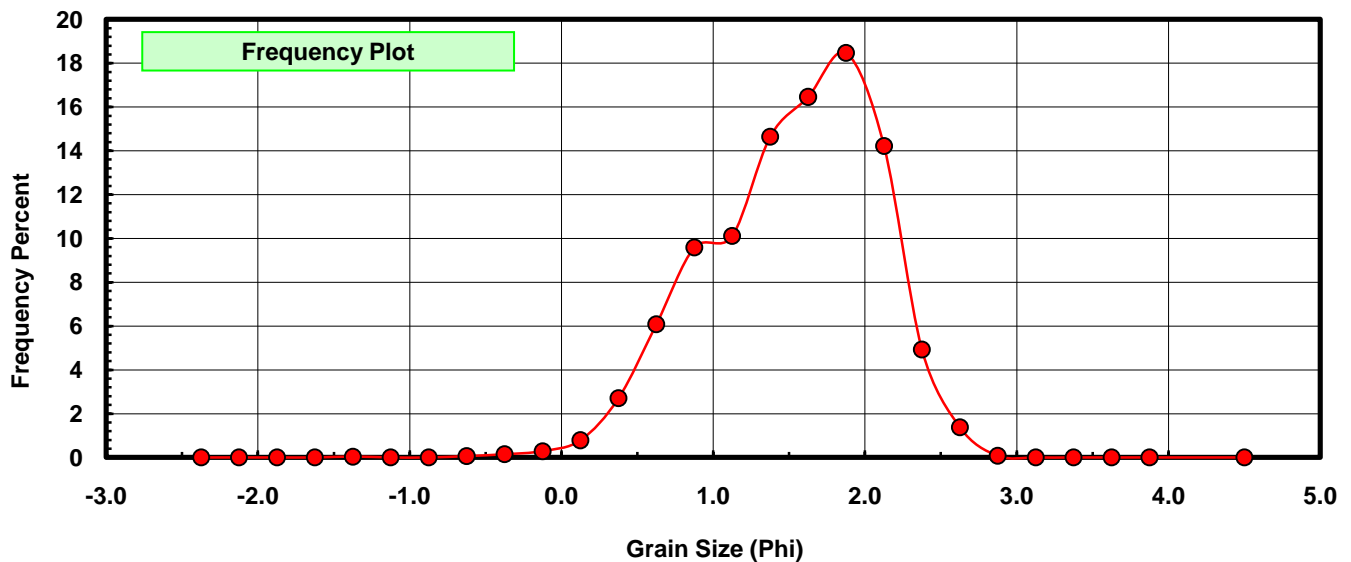
Sieve Size (phi)	Sieve Midpt (phi)	Weight (grams)	Freq Weight %	Cumulative Weight %
-2.25	-2.375	0.000	0.000	0.000
-2.00	-2.125	0.000	0.000	0.000
-1.75	-1.875	0.000	0.000	0.000
-1.50	-1.625	0.000	0.000	0.000
-1.25	-1.375	0.012	0.042	0.042
-1.00	-1.125	0.000	0.000	0.042
-0.75	-0.875	0.000	0.000	0.042
-0.50	-0.625	0.018	0.063	0.105
-0.25	-0.375	0.042	0.147	0.252
0.00	-0.125	0.083	0.291	0.543
0.25	0.125	0.225	0.788	1.330
0.50	0.375	0.772	2.702	4.033
0.75	0.625	1.738	6.084	10.117
1.00	0.875	2.739	9.588	19.705
1.25	1.125	2.889	10.113	29.818
1.50	1.375	4.184	14.646	44.464
1.75	1.625	4.703	16.463	60.927
2.00	1.875	5.276	18.469	79.396
2.25	2.125	4.063	14.223	93.619
2.50	2.375	1.408	4.929	98.547
2.75	2.625	0.394	1.379	99.926
3.00	2.875	0.021	0.074	100.000
3.25	3.125	0.000	0.000	100.000
3.50	3.375	0.000	0.000	100.000
3.75	3.625	0.000	0.000	100.000
4.00	3.875	0.000	0.000	100.000
5.00	4.500	0.000	0.000	100.000

Statistical Results			
Mean:	1.5177	phi	(0.3492 mm)
Standard Dev:	0.5660	phi-units	(0.6755 mm)
Skewness:	-0.4802	dimensionless	
Kurtosis:	2.9090	dimensionless	
5th Moment:	-4.6721	dimensionless	
6th Moment:	20.3096	dimensionless	
RARD *	0.3729	dimensionless	
Median	1.4591	phi	(0.3637 mm)

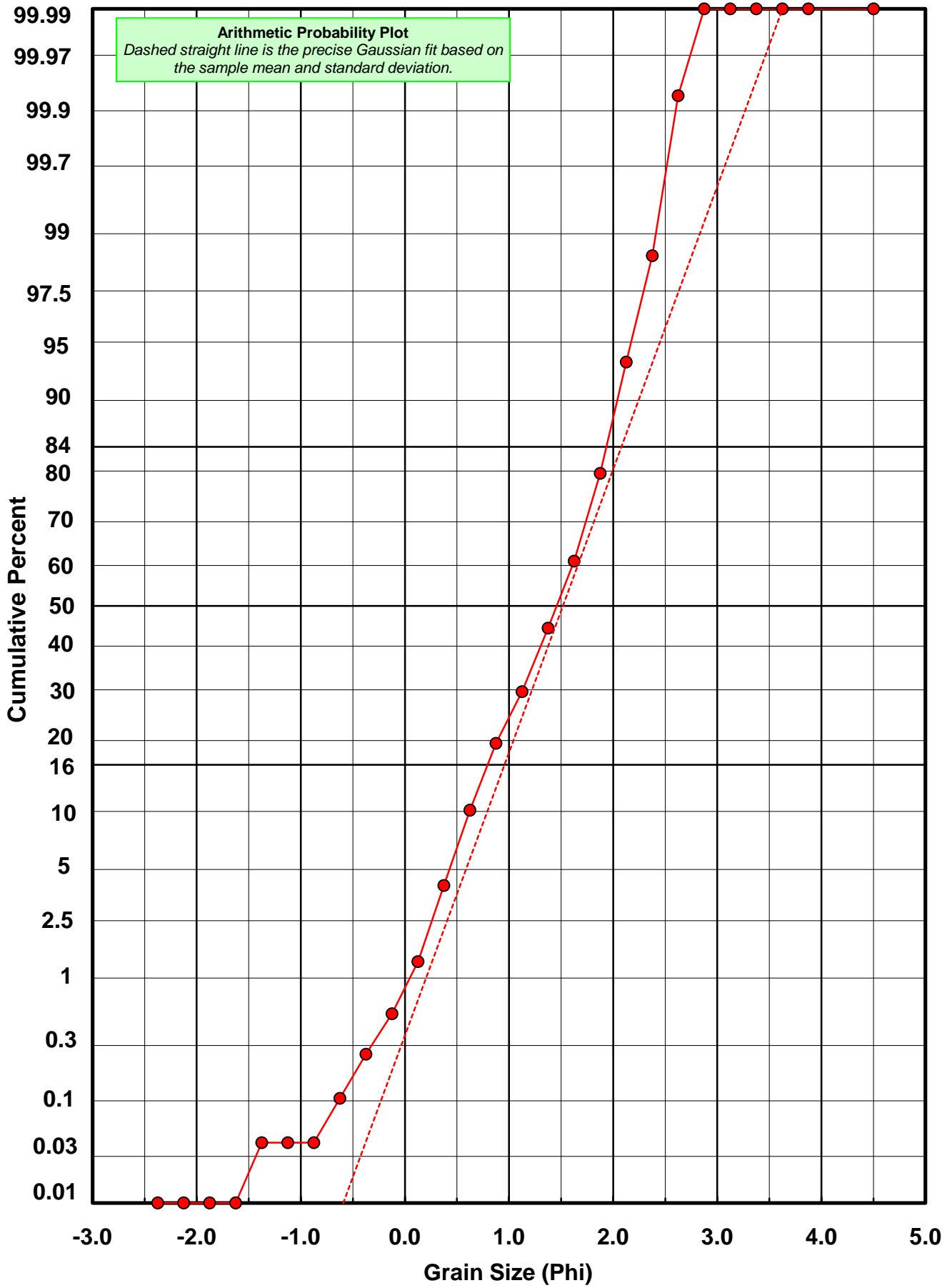
\* RARD = reciprocal absolute relative dispersion (see below)

Statistical Explanation	
Calculations based on the Method of Moments	
Skewness: 3rd Stand. Moment; Exact Gaussian = 0.0	
Kurtosis: 4th Stand. Moment; Exact Gaussian = 3.0	
For Further Explanation, See Basille et al. 2002	
Millimeter data calculated by $mm = 2^{(-\phi)}$	

Reciprocal Absolute Relative Dispersion (RARD) Scale	
< 0.5	Excellent homogeneity (e.g., beaches)
0.5 to 1.0	Good homogeneity
1.0 to 1.33	Fair homogeneity
> 1.33	Poor homogeneity (e.g., glacial)



# BW-19



# Post-Digestion Grain Size Distribution

Onshore Grab Sample

Sample: BW-19

Total Digested Mass: 23.327 grams

% Silica: 45.0 %

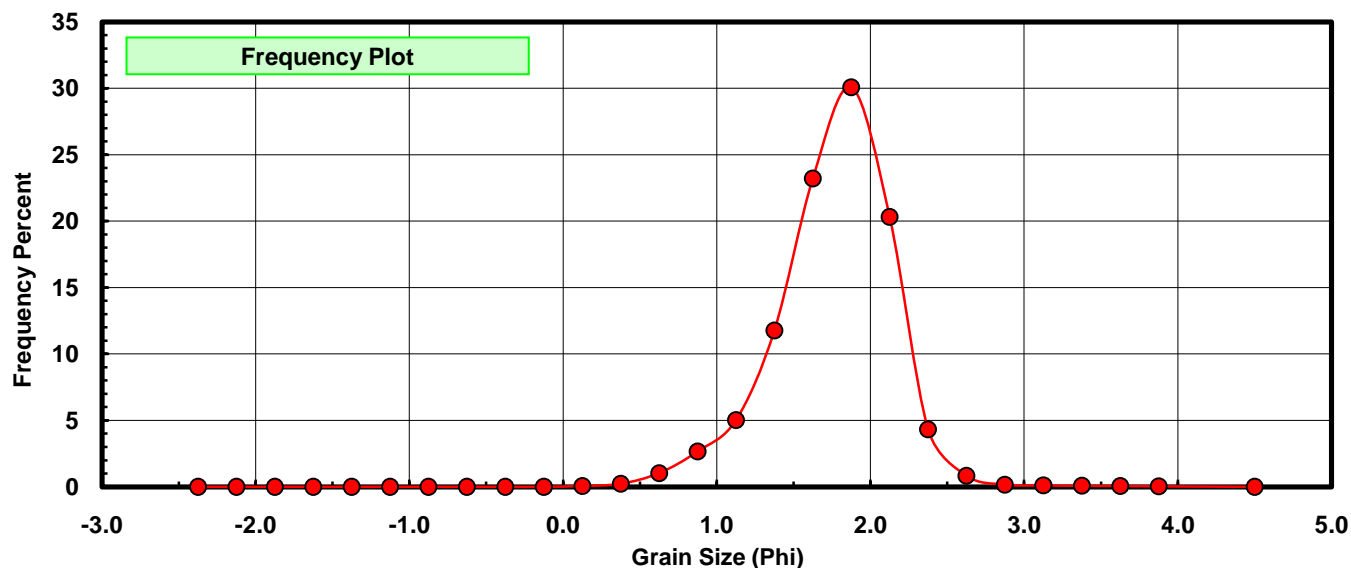
Sieve Size (phi)	Sieve Midpt (phi)	Weight (grams)	Freq Weight %	Cumulative Weight %
-2.25	-2.375	0.000	0.000	0.000
-2.00	-2.125	0.000	0.000	0.000
-1.75	-1.875	0.000	0.000	0.000
-1.50	-1.625	0.000	0.000	0.000
-1.25	-1.375	0.000	0.000	0.000
-1.00	-1.125	0.000	0.000	0.000
-0.75	-0.875	0.000	0.000	0.000
-0.50	-0.625	0.000	0.000	0.000
-0.25	-0.375	0.000	0.000	0.000
0.00	-0.125	0.000	0.000	0.000
0.25	0.125	0.015	0.064	0.064
0.50	0.375	0.054	0.231	0.296
0.75	0.625	0.241	1.033	1.329
1.00	0.875	0.621	2.662	3.991
1.25	1.125	1.173	5.029	9.020
1.50	1.375	2.747	11.776	20.796
1.75	1.625	5.416	23.218	44.013
2.00	1.875	7.014	30.068	74.082
2.25	2.125	4.738	20.311	94.393
2.50	2.375	1.009	4.325	98.718
2.75	2.625	0.196	0.840	99.558
3.00	2.875	0.039	0.167	99.726
3.25	3.125	0.024	0.103	99.829
3.50	3.375	0.018	0.077	99.906
3.75	3.625	0.014	0.060	99.966
4.00	3.875	0.008	0.034	100.000
5.00	4.500	0.000	0.000	100.000

Statistical Results			
Mean:	1.7608	phi	(0.2951 mm)
Standard Dev:	0.3900	phi-units	(0.7631 mm)
Skewness:	-0.3852	dimensionless	
Kurtosis:	4.4058	dimensionless	
5th Moment:	-0.7316	dimensionless	
6th Moment:	45.4342	dimensionless	
RARD *	0.2215	dimensionless	
Median	1.6748	phi	(0.3132 mm)

\* RARD = reciprocal absolute relative dispersion (see below)

Statistical Explanation	
Calculations based on the Method of Moments	
Skewness: 3rd Stand. Moment; Exact Gaussian = 0.0	
Kurtosis: 4th Stand. Moment; Exact Gaussian = 3.0	
For Further Explanation, See Basille et al. 2002	
Millimeter data calculated by $mm = 2^{(-\phi)}$	

Reciprocal Absolute Relative Dispersion (RARD) Scale	
< 0.5	Excellent homogeneity (e.g., beaches)
0.5 to 1.0	Good homogeneity
1.0 to 1.33	Fair homogeneity
> 1.33	Poor homogeneity (e.g., glacial)



# BW-19

