

Onshore Grab Sample

Sample: BW-16-BB
Sample Taken By: D. Phelps
Sample Collected On: 1/27/09
Splits? N/A

County: Broward
Latitude: 26° 06' 51.1"
Longitude: 80° 06' 15.9"
Datum: WGS 84
Surf. Elev: N/A
Datum: N/A

Fine Data Summary

| | |
|-----------------------|--------------|
| Total Sample Weight | 59.332 grams |
| Total Fines in Sample | 0.431 grams |
| Total Percent Fines | 0.72 % |

Dry Sieving Summary

| | |
|------------------------|--------------|
| Total Sample Weight | 58.849 grams |
| Total Digested Weight | 22.502 grams |
| Total Carbonate Weight | 36.347 grams |
| Total Silica % | 38.24 % |
| Total Carbonate % | 61.76 % |
| Carbonate/Silica Ratio | 1.615 |

General Comments:

None

Description

Worked By: M. Ladle

Pre-Digestion Grain Size Distribution

Onshore Grab Sample

Sample: BW-16-BB

Total Sample Mass: 58.849 grams

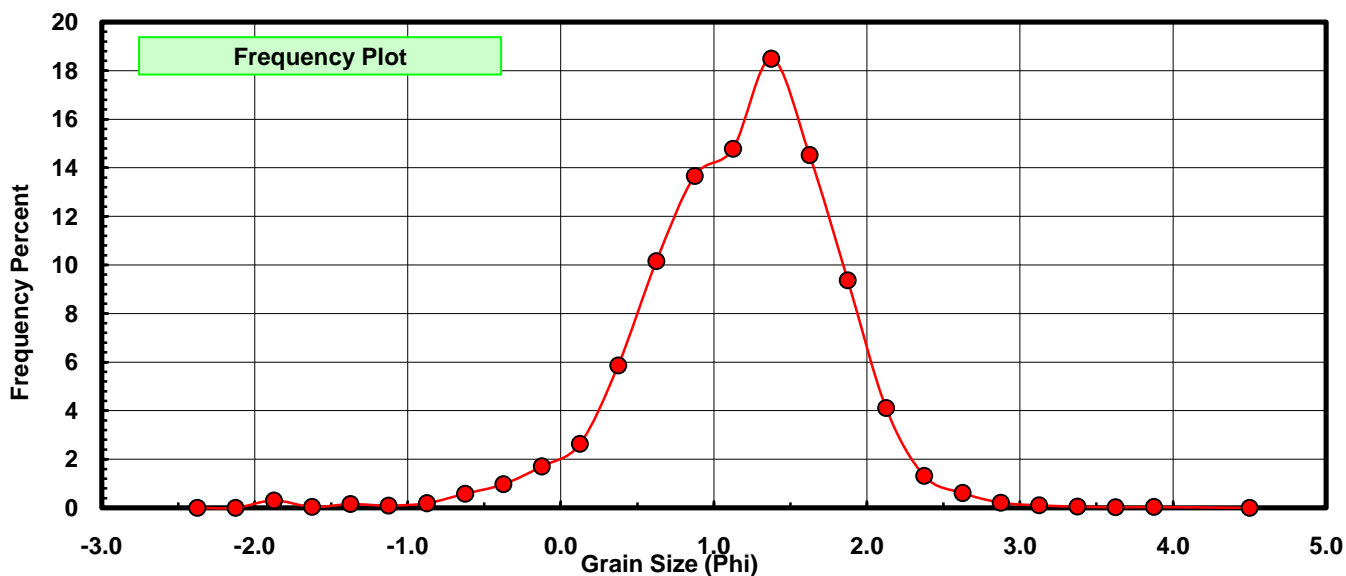
| Sieve Size (phi) | Sieve Midpt (phi) | Weight (grams) | Freq Weight % | Cumulative Weight % |
|------------------|-------------------|----------------|---------------|---------------------|
| -2.25 | -2.375 | 0.000 | 0.000 | 0.000 |
| -2.00 | -2.125 | 0.000 | 0.000 | 0.000 |
| -1.75 | -1.875 | 0.180 | 0.306 | 0.306 |
| -1.50 | -1.625 | 0.022 | 0.037 | 0.343 |
| -1.25 | -1.375 | 0.090 | 0.153 | 0.496 |
| -1.00 | -1.125 | 0.056 | 0.095 | 0.591 |
| -0.75 | -0.875 | 0.112 | 0.190 | 0.782 |
| -0.50 | -0.625 | 0.343 | 0.583 | 1.365 |
| -0.25 | -0.375 | 0.571 | 0.970 | 2.335 |
| 0.00 | -0.125 | 1.004 | 1.706 | 4.041 |
| 0.25 | 0.125 | 1.548 | 2.630 | 6.671 |
| 0.50 | 0.375 | 3.449 | 5.861 | 12.532 |
| 0.75 | 0.625 | 5.977 | 10.157 | 22.689 |
| 1.00 | 0.875 | 8.041 | 13.664 | 36.352 |
| 1.25 | 1.125 | 8.701 | 14.785 | 51.138 |
| 1.50 | 1.375 | 10.882 | 18.491 | 69.629 |
| 1.75 | 1.625 | 8.548 | 14.525 | 84.154 |
| 2.00 | 1.875 | 5.515 | 9.371 | 93.526 |
| 2.25 | 2.125 | 2.422 | 4.116 | 97.641 |
| 2.50 | 2.375 | 0.776 | 1.319 | 98.960 |
| 2.75 | 2.625 | 0.360 | 0.612 | 99.572 |
| 3.00 | 2.875 | 0.127 | 0.216 | 99.788 |
| 3.25 | 3.125 | 0.060 | 0.102 | 99.890 |
| 3.50 | 3.375 | 0.032 | 0.054 | 99.944 |
| 3.75 | 3.625 | 0.013 | 0.022 | 99.966 |
| 4.00 | 3.875 | 0.020 | 0.034 | 100.000 |
| 5.00 | 4.50 | 0.000 | 0.000 | 100.000 |

| Statistical Results | | | |
|---------------------|----------|---------------|-------------|
| Mean: | 1.1682 | phi | (0.445 mm) |
| Standard Dev: | 0.6407 | phi-units | (0.6414 mm) |
| Skewness: | -0.6627 | dimensionless | |
| Kurtosis: | 5.0006 | dimensionless | |
| 5th Moment: | -11.1097 | dimensionless | |
| 6th Moment: | 62.5521 | dimensionless | |
| RARD * | 0.5484 | dimensionless | |
| Median | 1.1058 | phi | (0.4647 mm) |

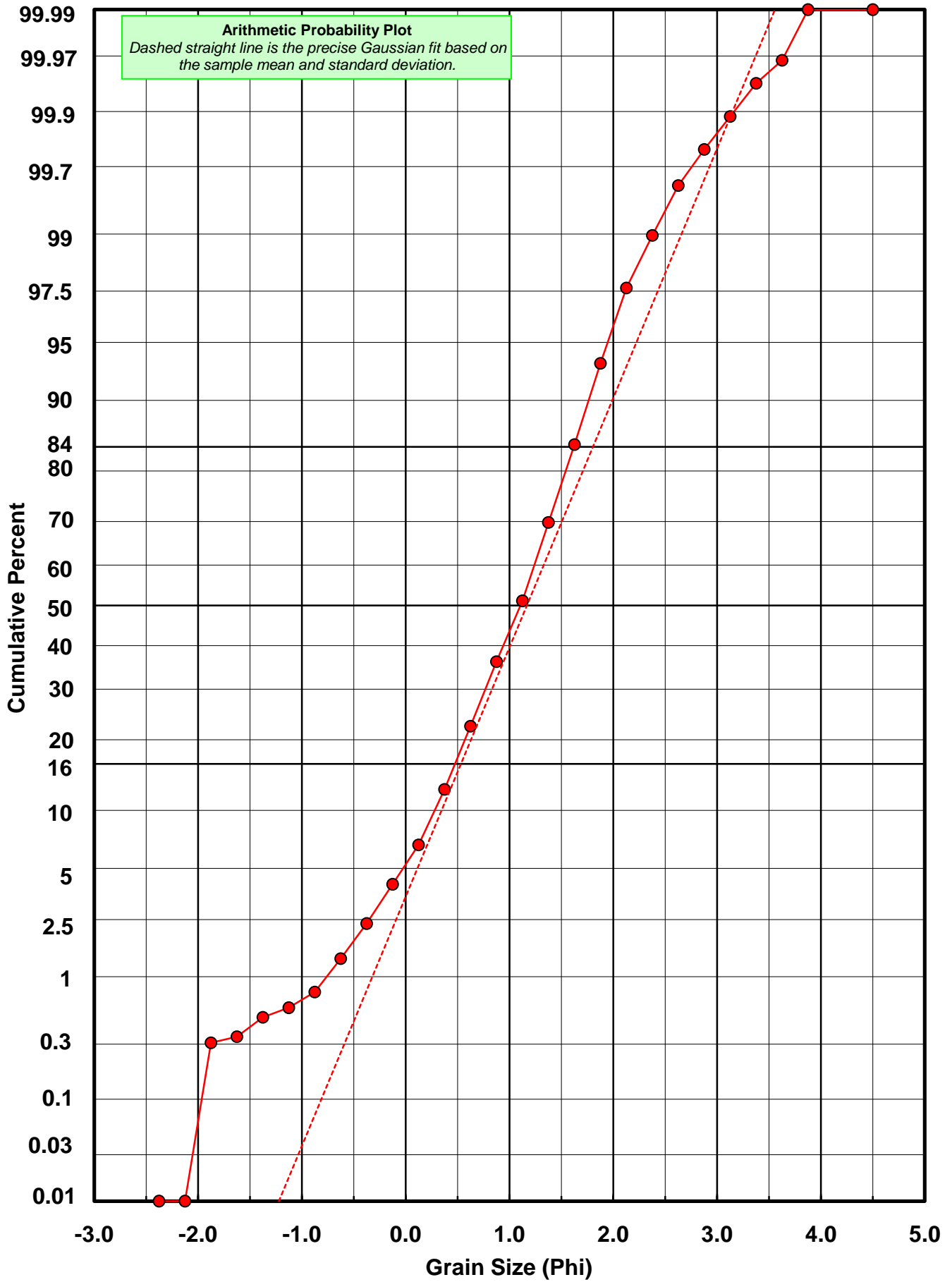
* RARD = reciprocal absolute relative dispersion (see below)

| Statistical Explanation | |
|---|--|
| Calculations based on the Method of Moments | |
| Skewness: 3rd Stand. Moment; Exact Gaussian = 0.0 | |
| Kurtosis: 4th Stand. Moment; Exact Gaussian = 3.0 | |
| For Further Explanation, See Basille et al. 2002 | |
| Millimeter data calculated by $mm = 2^{(-\phi)}$ | |

| Reciprocal Absolute Relative Dispersion (RARD) Scale | |
|--|---------------------------------------|
| < 0.5 | Excellent homogeneity (e.g., beaches) |
| 0.5 to 1.0 | Good homogeneity |
| 1.0 to 1.33 | Fair homogeneity |
| > 1.33 | Poor homogeneity (e.g., glacial) |



BW-16-BB



Carbonate Grain Size Distribution

Onshore Grab Sample

Sample: BW-16-BB

Total Carbonate Mass: 36.368 grams

% Carbonate: 61.8 %

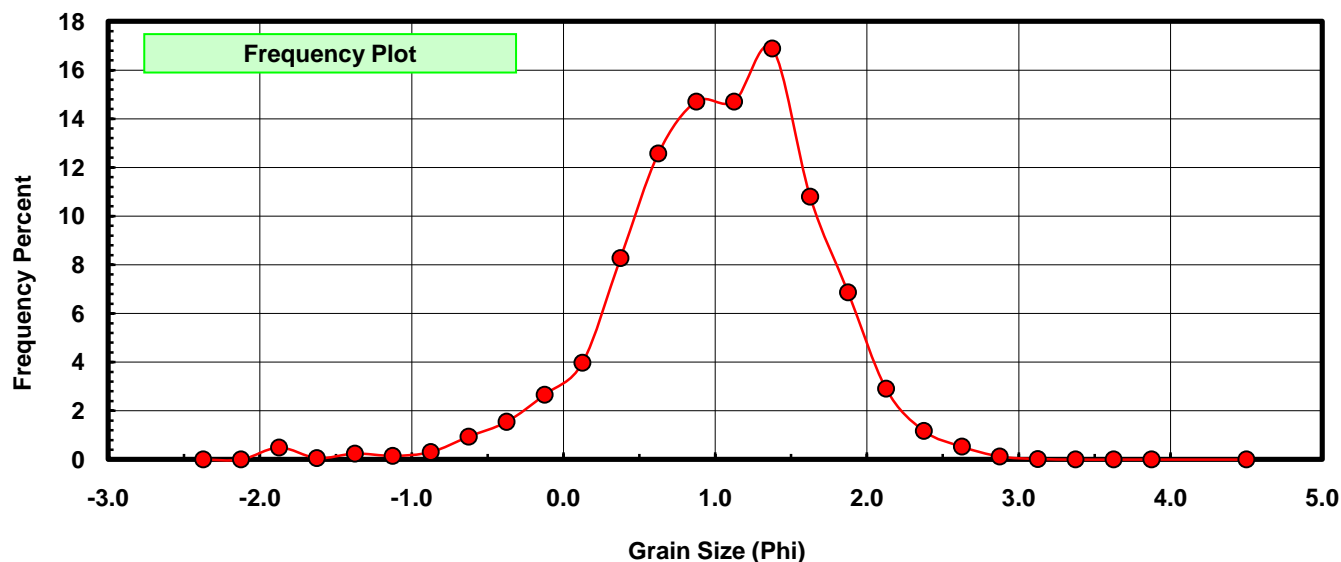
| Sieve Size (phi) | Sieve Midpt (phi) | Weight (grams) | Freq Weight % | Cumulative Weight % |
|------------------|-------------------|----------------|---------------|---------------------|
| -2.25 | -2.375 | 0.000 | 0.000 | 0.000 |
| -2.00 | -2.125 | 0.000 | 0.000 | 0.000 |
| -1.75 | -1.875 | 0.180 | 0.495 | 0.495 |
| -1.50 | -1.625 | 0.022 | 0.060 | 0.555 |
| -1.25 | -1.375 | 0.090 | 0.247 | 0.803 |
| -1.00 | -1.125 | 0.056 | 0.154 | 0.957 |
| -0.75 | -0.875 | 0.112 | 0.308 | 1.265 |
| -0.50 | -0.625 | 0.343 | 0.943 | 2.208 |
| -0.25 | -0.375 | 0.564 | 1.551 | 3.759 |
| 0.00 | -0.125 | 0.970 | 2.667 | 6.426 |
| 0.25 | 0.125 | 1.447 | 3.979 | 10.405 |
| 0.50 | 0.375 | 3.008 | 8.271 | 18.676 |
| 0.75 | 0.625 | 4.573 | 12.574 | 31.250 |
| 1.00 | 0.875 | 5.349 | 14.708 | 45.958 |
| 1.25 | 1.125 | 5.349 | 14.708 | 60.666 |
| 1.50 | 1.375 | 6.142 | 16.888 | 77.554 |
| 1.75 | 1.625 | 3.927 | 10.798 | 88.352 |
| 2.00 | 1.875 | 2.500 | 6.874 | 95.227 |
| 2.25 | 2.125 | 1.060 | 2.915 | 98.141 |
| 2.50 | 2.375 | 0.428 | 1.177 | 99.318 |
| 2.75 | 2.625 | 0.193 | 0.531 | 99.849 |
| 3.00 | 2.875 | 0.046 | 0.126 | 99.975 |
| 3.25 | 3.125 | 0.009 | 0.025 | 100.000 |
| 3.50 | 3.375 | 0.000 | 0.000 | 100.000 |
| 3.75 | 3.625 | 0.000 | 0.000 | 100.000 |
| 4.00 | 3.875 | 0.000 | 0.000 | 100.000 |
| 5.00 | 4.500 | 0.000 | 0.000 | 100.000 |

| Statistical Results | | | |
|---------------------|----------|---------------|-------------|
| Mean: | 1.0204 | phi | (0.493 mm) |
| Standard Dev: | 0.6777 | phi-units | (0.6251 mm) |
| Skewness: | -0.6919 | dimensionless | |
| Kurtosis: | 4.5812 | dimensionless | |
| 5th Moment: | -10.5759 | dimensionless | |
| 6th Moment: | 48.7456 | dimensionless | |
| RARD * | 0.6642 | dimensionless | |
| Median | 0.9437 | phi | (0.5199 mm) |

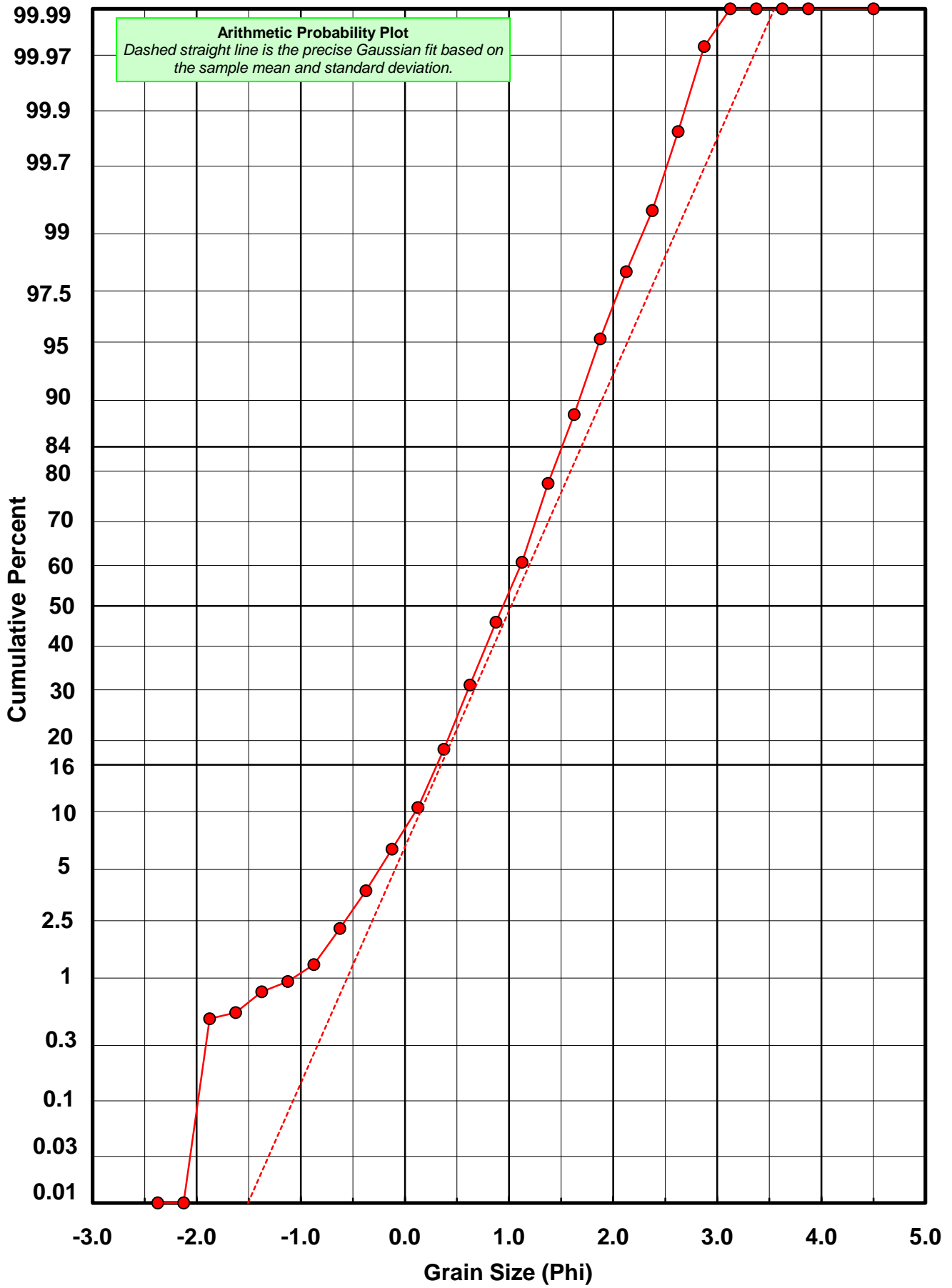
* RARD = reciprocal absolute relative dispersion (see below)

| Statistical Explanation | |
|---|--|
| Calculations based on the Method of Moments | |
| Skewness: 3rd Stand. Moment; Exact Gaussian = 0.0 | |
| Kurtosis: 4th Stand. Moment; Exact Gaussian = 3.0 | |
| For Further Explanation, See Basille et al. 2002 | |
| Millimeter data calculated by $mm = 2^{(-\phi)}$ | |

| Reciprocal Absolute Relative Dispersion (RARD) Scale | |
|--|---------------------------------------|
| < 0.5 | Excellent homogeneity (e.g., beaches) |
| 0.5 to 1.0 | Good homogeneity |
| 1.0 to 1.33 | Fair homogeneity |
| > 1.33 | Poor homogeneity (e.g., glacial) |



BW-16-BB



Post-Digestion Grain Size Distribution

Onshore Grab Sample

Sample: BW-16-BB

Total Digested Mass: 22.502 grams

% Silica: 38.2 %

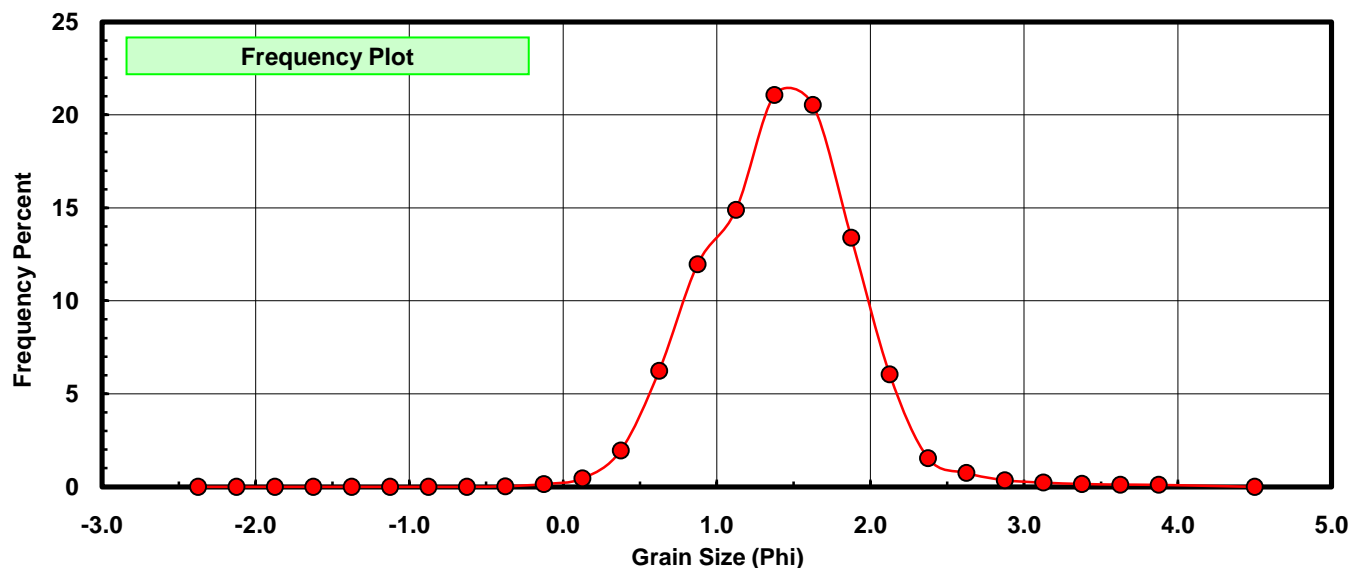
| Sieve Size (phi) | Sieve Midpt (phi) | Weight (grams) | Freq Weight % | Cumulative Weight % |
|------------------|-------------------|----------------|---------------|---------------------|
| -2.25 | -2.375 | 0.000 | 0.000 | 0.000 |
| -2.00 | -2.125 | 0.000 | 0.000 | 0.000 |
| -1.75 | -1.875 | 0.000 | 0.000 | 0.000 |
| -1.50 | -1.625 | 0.000 | 0.000 | 0.000 |
| -1.25 | -1.375 | 0.000 | 0.000 | 0.000 |
| -1.00 | -1.125 | 0.000 | 0.000 | 0.000 |
| -0.75 | -0.875 | 0.000 | 0.000 | 0.000 |
| -0.50 | -0.625 | 0.000 | 0.000 | 0.000 |
| -0.25 | -0.375 | 0.007 | 0.031 | 0.031 |
| 0.00 | -0.125 | 0.034 | 0.151 | 0.182 |
| 0.25 | 0.125 | 0.101 | 0.449 | 0.631 |
| 0.50 | 0.375 | 0.441 | 1.960 | 2.591 |
| 0.75 | 0.625 | 1.404 | 6.239 | 8.830 |
| 1.00 | 0.875 | 2.692 | 11.963 | 20.794 |
| 1.25 | 1.125 | 3.352 | 14.896 | 35.690 |
| 1.50 | 1.375 | 4.740 | 21.065 | 56.755 |
| 1.75 | 1.625 | 4.621 | 20.536 | 77.291 |
| 2.00 | 1.875 | 3.015 | 13.399 | 90.690 |
| 2.25 | 2.125 | 1.362 | 6.053 | 96.743 |
| 2.50 | 2.375 | 0.348 | 1.547 | 98.289 |
| 2.75 | 2.625 | 0.167 | 0.742 | 99.031 |
| 3.00 | 2.875 | 0.081 | 0.360 | 99.391 |
| 3.25 | 3.125 | 0.051 | 0.227 | 99.618 |
| 3.50 | 3.375 | 0.035 | 0.156 | 99.773 |
| 3.75 | 3.625 | 0.027 | 0.120 | 99.893 |
| 4.00 | 3.875 | 0.024 | 0.107 | 100.000 |
| 5.00 | 4.500 | 0.000 | 0.000 | 100.000 |

| Statistical Results | | | |
|---------------------|---------|---------------|-------------|
| Mean: | 1.4094 | phi | (0.3765 mm) |
| Standard Dev: | 0.5069 | phi-units | (0.7037 mm) |
| Skewness: | 0.3083 | dimensionless | |
| Kurtosis: | 4.1302 | dimensionless | |
| 5th Moment: | 7.2081 | dimensionless | |
| 6th Moment: | 43.3007 | dimensionless | |
| RARD * | 0.3597 | dimensionless | |
| Median | 1.2948 | phi | (0.4076 mm) |

* RARD = reciprocal absolute relative dispersion (see below)

| Statistical Explanation | |
|---|--|
| Calculations based on the Method of Moments | |
| Skewness: 3rd Stand. Moment; Exact Gaussian = 0.0 | |
| Kurtosis: 4th Stand. Moment; Exact Gaussian = 3.0 | |
| For Further Explanation, See Basille et al. 2002 | |
| Millimeter data calculated by $mm = 2^{(-\phi)}$ | |

| Reciprocal Absolute Relative Dispersion (RARD) Scale | |
|--|---------------------------------------|
| < 0.5 | Excellent homogeneity (e.g., beaches) |
| 0.5 to 1.0 | Good homogeneity |
| 1.0 to 1.33 | Fair homogeneity |
| > 1.33 | Poor homogeneity (e.g., glacial) |



BW-16-BB

