

Onshore Grab Sample

Sample: BW-15-BB
Sample Taken By: D. Phelps
Sample Collected On: 1/27/09
Splits? N/A

County: Broward
Latitude: 26° 07' 71.7"
Longitude: 80° 06' 11.6"
Datum: WGS 84
Surf. Elev: N/A
Datum: N/A

Fine Data Summary

Total Sample Weight	61.92 grams
Total Fines in Sample	0.087 grams
Total Percent Fines	0.14 %

Dry Sieving Summary

Total Sample Weight	61.851 grams
Total Digested Weight	29.931 grams
Total Carbonate Weight	31.920 grams
Total Silica %	48.39 %
Total Carbonate %	51.61 %
Carbonate/Silica Ratio	1.066

General Comments:

None

Description

Worked By: M. Ladle

Pre-Digestion Grain Size Distribution

Onshore Grab Sample

Sample: BW-15-BB

Total Sample Mass: 61.851 grams

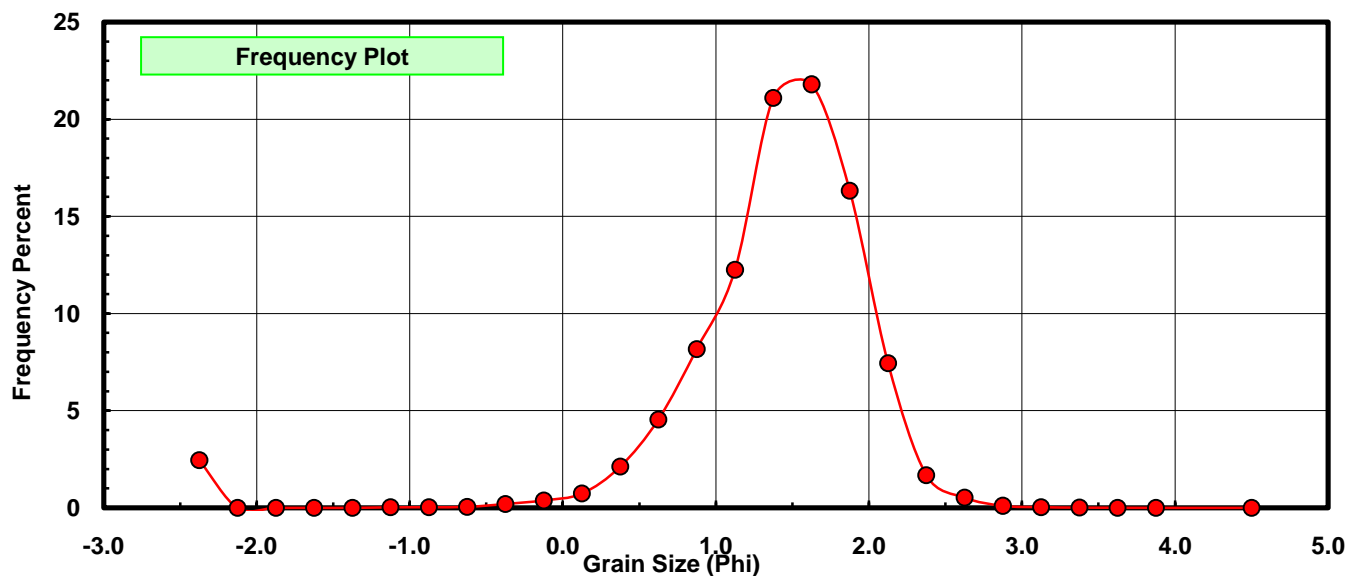
Sieve Size (phi)	Sieve Midpt (phi)	Weight (grams)	Freq Weight %	Cumulative Weight %
-2.25	-2.375	1.521	2.459	2.459
-2.00	-2.125	0.000	0.000	2.459
-1.75	-1.875	0.000	0.000	2.459
-1.50	-1.625	0.000	0.000	2.459
-1.25	-1.375	0.000	0.000	2.459
-1.00	-1.125	0.017	0.027	2.487
-0.75	-0.875	0.020	0.032	2.519
-0.50	-0.625	0.031	0.050	2.569
-0.25	-0.375	0.123	0.199	2.768
0.00	-0.125	0.237	0.383	3.151
0.25	0.125	0.454	0.734	3.885
0.50	0.375	1.310	2.118	6.003
0.75	0.625	2.814	4.550	10.553
1.00	0.875	5.051	8.166	18.719
1.25	1.125	7.576	12.249	30.968
1.50	1.375	13.050	21.099	52.067
1.75	1.625	13.481	21.796	73.863
2.00	1.875	10.095	16.321	90.184
2.25	2.125	4.603	7.442	97.627
2.50	2.375	1.043	1.686	99.313
2.75	2.625	0.326	0.527	99.840
3.00	2.875	0.066	0.107	99.947
3.25	3.125	0.021	0.034	99.981
3.50	3.375	0.008	0.013	99.994
3.75	3.625	0.004	0.006	100.000
4.00	3.875	0.000	0.000	100.000
5.00	4.50	0.000	0.000	100.000

Statistical Results			
Mean:	1.3532	phi	(0.3914 mm)
Standard Dev:	0.7661	phi-units	(0.588 mm)
Skewness:	-2.8753	dimensionless	
Kurtosis:	14.6110	dimensionless	
5th Moment:	-68.5394	dimensionless	
6th Moment:	333.9413	dimensionless	
RARD *	0.5661	dimensionless	
Median	1.3505	phi	(0.3922 mm)

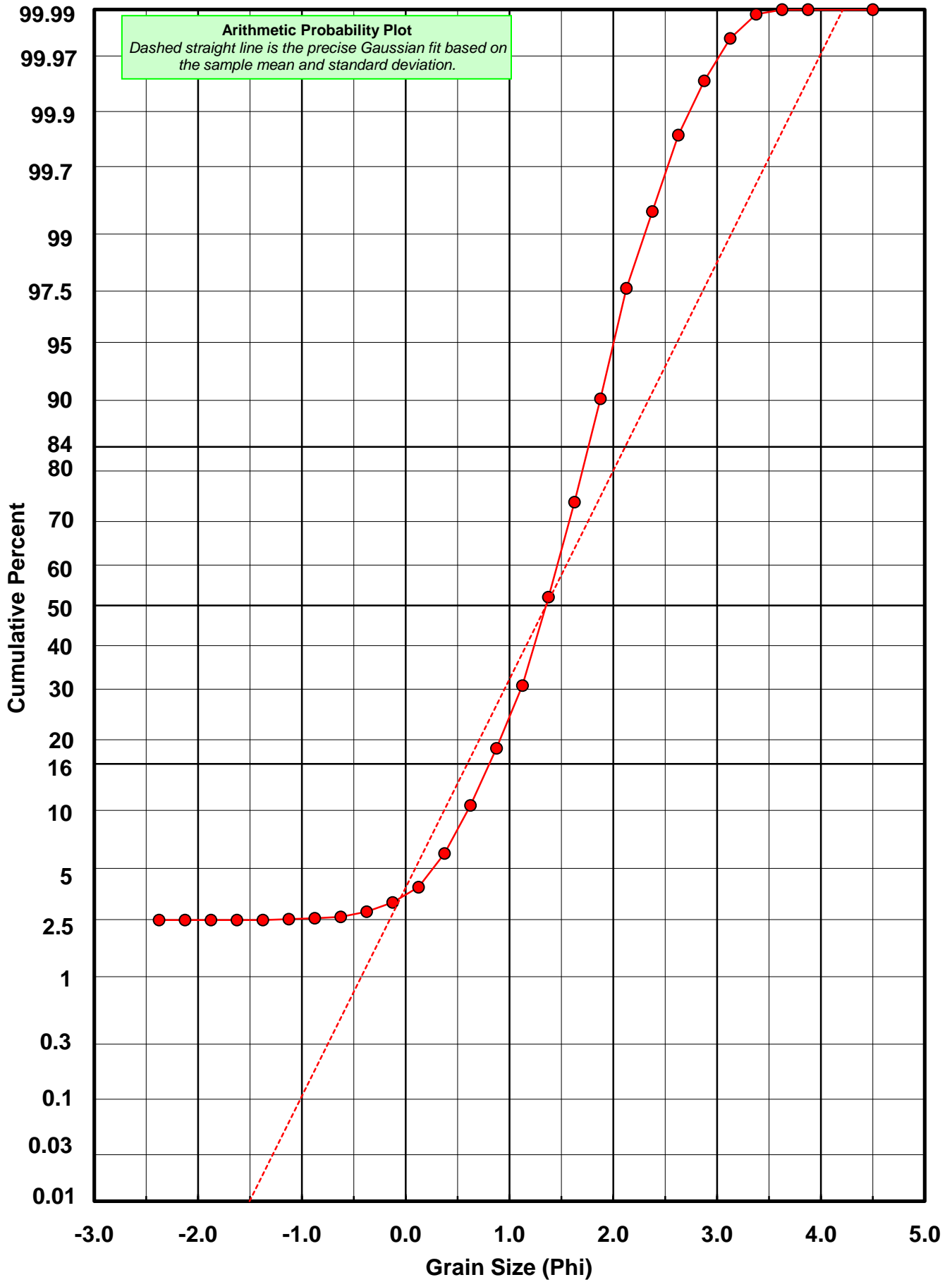
* RARD = reciprocal absolute relative dispersion (see below)

Statistical Explanation	
Calculations based on the Method of Moments	
Skewness: 3rd Stand. Moment; Exact Gaussian = 0.0	
Kurtosis: 4th Stand. Moment; Exact Gaussian = 3.0	
For Further Explanation, See Basille et al. 2002	
Millimeter data calculated by $mm = 2^{(-\phi)}$	

Reciprocal Absolute Relative Dispersion (RARD) Scale	
< 0.5	Excellent homogeneity (e.g., beaches)
0.5 to 1.0	Good homogeneity
1.0 to 1.33	Fair homogeneity
> 1.33	Poor homogeneity (e.g., glacial)



BW-15-BB



Carbonate Grain Size Distribution

Onshore Grab Sample

Sample: BW-15-BB

Total Carbonate Mass: 31.952 grams

% Carbonate: 51.6 %

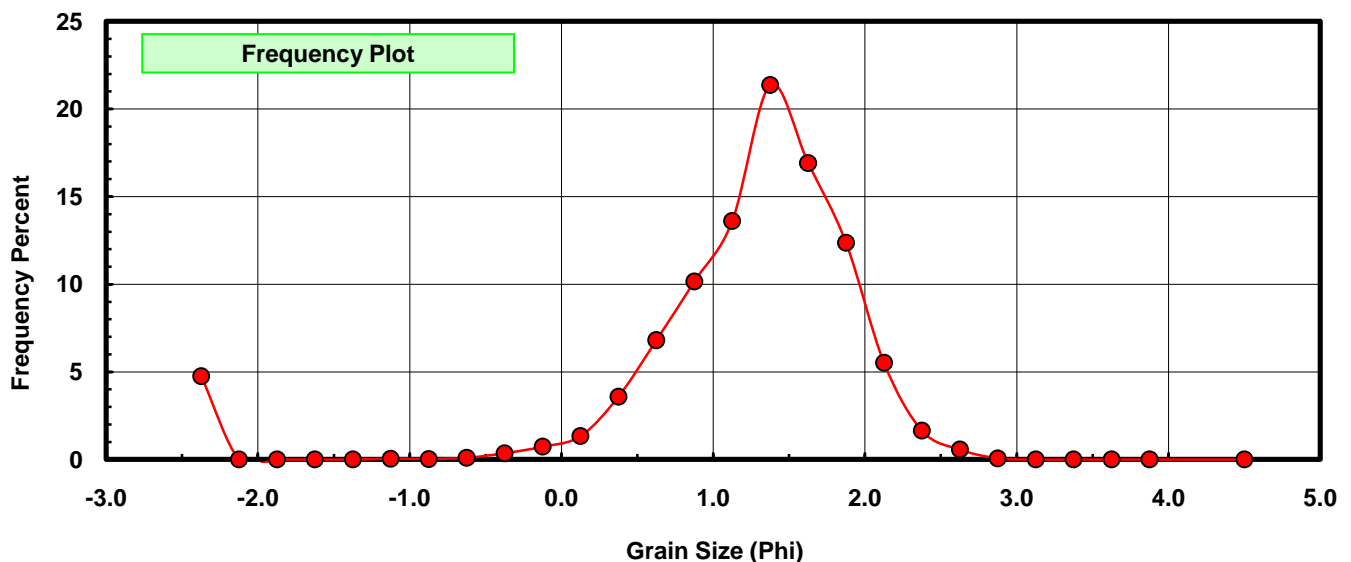
Sieve Size (phi)	Sieve Midpt (phi)	Weight (grams)	Freq Weight %	Cumulative Weight %
-2.25	-2.375	1.521	4.760	4.760
-2.00	-2.125	0.000	0.000	4.760
-1.75	-1.875	0.000	0.000	4.760
-1.50	-1.625	0.000	0.000	4.760
-1.25	-1.375	0.000	0.000	4.760
-1.00	-1.125	0.017	0.053	4.813
-0.75	-0.875	0.011	0.034	4.848
-0.50	-0.625	0.031	0.097	4.945
-0.25	-0.375	0.115	0.360	5.305
0.00	-0.125	0.234	0.732	6.037
0.25	0.125	0.426	1.333	7.370
0.50	0.375	1.147	3.590	10.960
0.75	0.625	2.176	6.810	17.770
1.00	0.875	3.246	10.159	27.929
1.25	1.125	4.348	13.608	41.537
1.50	1.375	6.828	21.370	62.907
1.75	1.625	5.408	16.925	79.832
2.00	1.875	3.951	12.365	92.198
2.25	2.125	1.763	5.518	97.715
2.50	2.375	0.527	1.649	99.365
2.75	2.625	0.181	0.566	99.931
3.00	2.875	0.022	0.069	100.000
3.25	3.125	0.000	0.000	100.000
3.50	3.375	0.000	0.000	100.000
3.75	3.625	0.000	0.000	100.000
4.00	3.875	0.000	0.000	100.000
5.00	4.500	0.000	0.000	100.000

Statistical Results			
Mean:	1.1568	phi	(0.4485 mm)
Standard Dev:	0.9567	phi-units	(0.5152 mm)
Skewness:	-2.3789	dimensionless	
Kurtosis:	9.4512	dimensionless	
5th Moment:	-33.6686	dimensionless	
6th Moment:	124.9676	dimensionless	
RARD *	0.8270	dimensionless	
Median	1.2240	phi	(0.4281 mm)

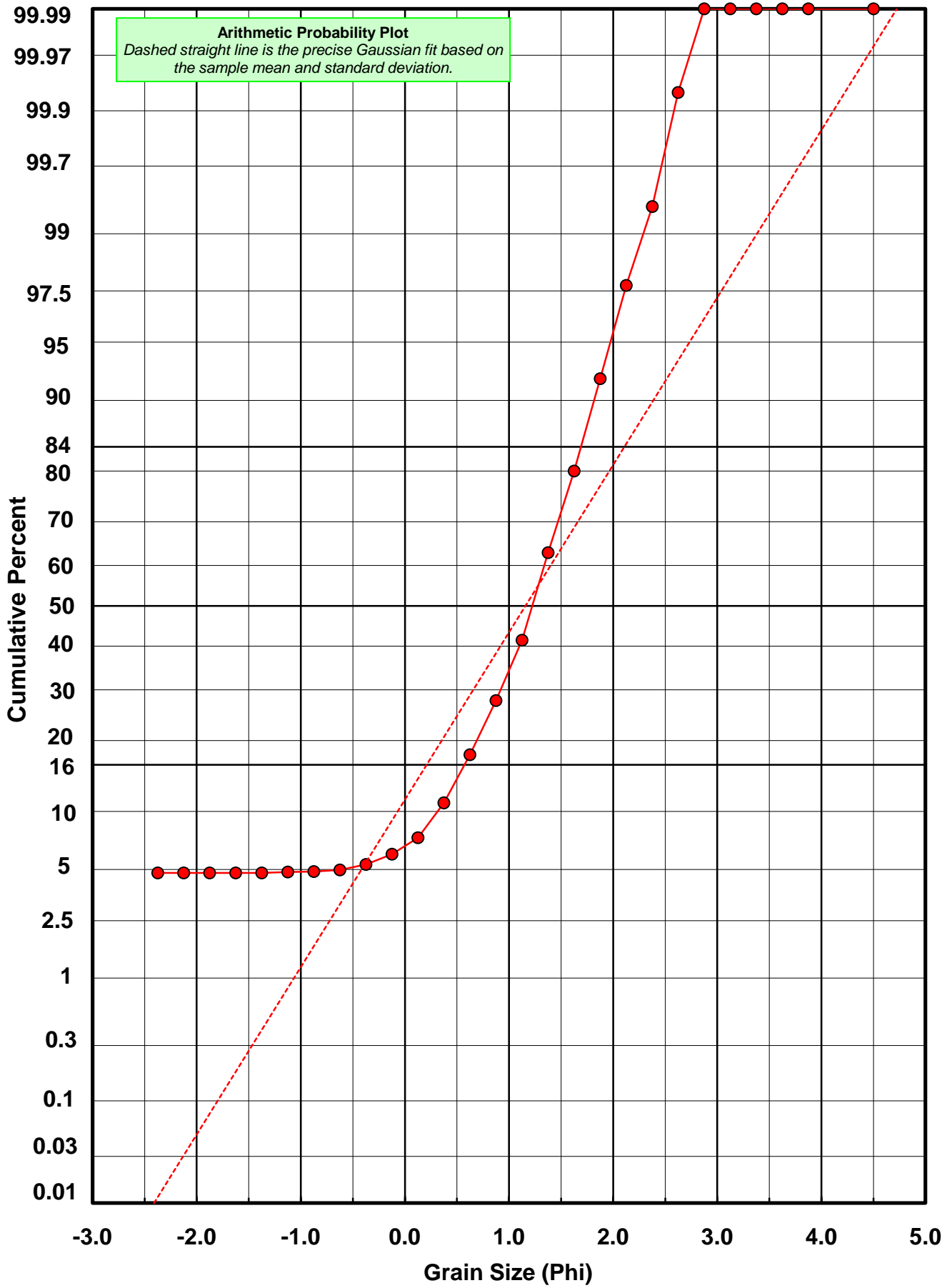
* RARD = reciprocal absolute relative dispersion (see below)

Statistical Explanation	
Calculations based on the Method of Moments	
Skewness: 3rd Stand. Moment; Exact Gaussian = 0.0	
Kurtosis: 4th Stand. Moment; Exact Gaussian = 3.0	
For Further Explanation, See Basille et al. 2002	
Millimeter data calculated by $mm = 2^{(-\phi)}$	

Reciprocal Absolute Relative Dispersion (RARD) Scale	
< 0.5	Excellent homogeneity (e.g., beaches)
0.5 to 1.0	Good homogeneity
1.0 to 1.33	Fair homogeneity
> 1.33	Poor homogeneity (e.g., glacial)



BW-15-BB



Post-Digestion Grain Size Distribution

Onshore Grab Sample

Sample: BW-15-BB

Total Digested Mass: 29.931 grams

% Silica: 48.4 %

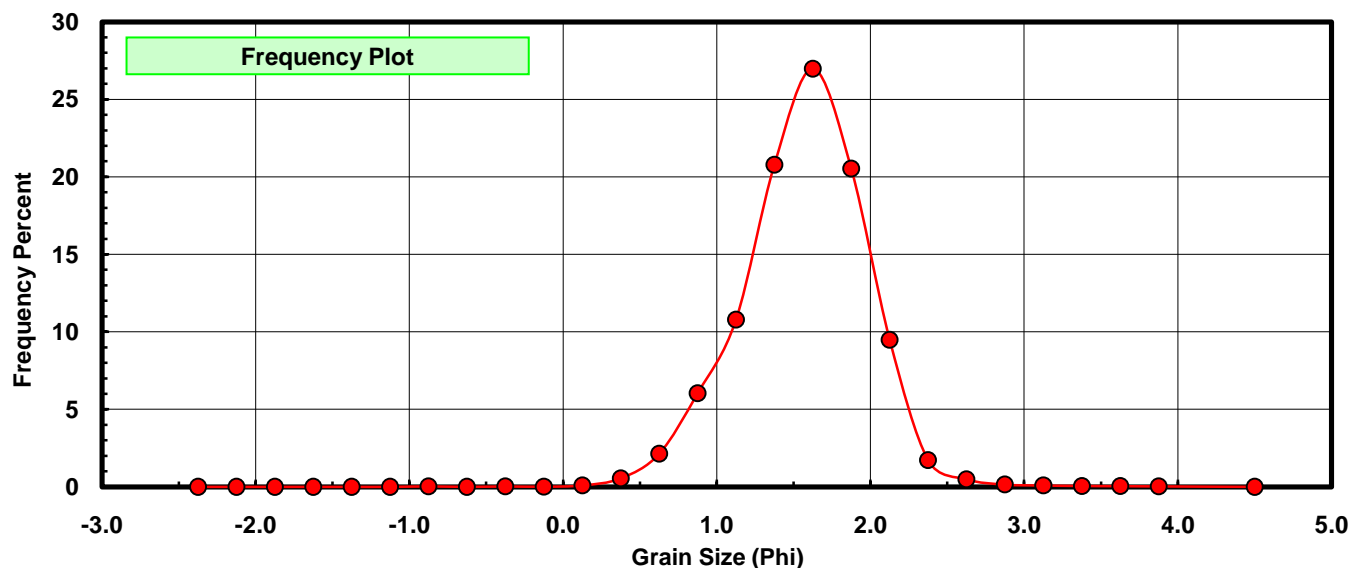
Sieve Size (phi)	Sieve Midpt (phi)	Weight (grams)	Freq Weight %	Cumulative Weight %
-2.25	-2.375	0.000	0.000	0.000
-2.00	-2.125	0.000	0.000	0.000
-1.75	-1.875	0.000	0.000	0.000
-1.50	-1.625	0.000	0.000	0.000
-1.25	-1.375	0.000	0.000	0.000
-1.00	-1.125	0.000	0.000	0.000
-0.75	-0.875	0.009	0.030	0.030
-0.50	-0.625	0.000	0.000	0.030
-0.25	-0.375	0.008	0.027	0.057
0.00	-0.125	0.003	0.010	0.067
0.25	0.125	0.028	0.094	0.160
0.50	0.375	0.163	0.545	0.705
0.75	0.625	0.638	2.132	2.837
1.00	0.875	1.805	6.031	8.867
1.25	1.125	3.228	10.785	19.652
1.50	1.375	6.222	20.788	40.440
1.75	1.625	8.073	26.972	67.412
2.00	1.875	6.144	20.527	87.939
2.25	2.125	2.840	9.488	97.427
2.50	2.375	0.516	1.724	99.151
2.75	2.625	0.145	0.484	99.636
3.00	2.875	0.044	0.147	99.783
3.25	3.125	0.026	0.087	99.870
3.50	3.375	0.017	0.057	99.926
3.75	3.625	0.013	0.043	99.970
4.00	3.875	0.009	0.030	100.000
5.00	4.500	0.000	0.000	100.000

Statistical Results			
Mean:	1.5651	phi	(0.338 mm)
Standard Dev:	0.4142	phi-units	(0.7504 mm)
Skewness:	-0.1705	dimensionless	
Kurtosis:	4.2733	dimensionless	
5th Moment:	-0.1325	dimensionless	
6th Moment:	53.1784	dimensionless	
RARD *	0.2646	dimensionless	
Median	1.4636	phi	(0.3626 mm)

* RARD = reciprocal absolute relative dispersion (see below)

Statistical Explanation	
Calculations based on the Method of Moments	
Skewness: 3rd Stand. Moment; Exact Gaussian = 0.0	
Kurtosis: 4th Stand. Moment; Exact Gaussian = 3.0	
For Further Explanation, See Basille et al. 2002	
Millimeter data calculated by $mm = 2^{(-\phi)}$	

Reciprocal Absolute Relative Dispersion (RARD) Scale	
< 0.5	Excellent homogeneity (e.g., beaches)
0.5 to 1.0	Good homogeneity
1.0 to 1.33	Fair homogeneity
> 1.33	Poor homogeneity (e.g., glacial)



BW-15-BB

