

Onshore Grab Sample

Sample: BW-13-BB
Sample Taken By: D. Phelps
Sample Collected On: 1/27/09
Splits? N/A

County: Broward
Latitude: 26° 09' 22.1"
Longitude: 80° 05' 59.4"
Datum: WGS 84
Surf. Elev: N/A
Datum: N/A

Fine Data Summary

Total Sample Weight	57.222 grams
Total Fines in Sample	0.127 grams
Total Percent Fines	0.22 %

Dry Sieving Summary

Total Sample Weight	57.141 grams
Total Digested Weight	30.895 grams
Total Carbonate Weight	26.246 grams
Total Silica %	54.07 %
Total Carbonate %	45.93 %
Carbonate/Silica Ratio	0.850

General Comments:

None

Description

Worked By: M. Ladle

Pre-Digestion Grain Size Distribution

Onshore Grab Sample

Sample: BW-13-BB

Total Sample Mass: 57.141 grams

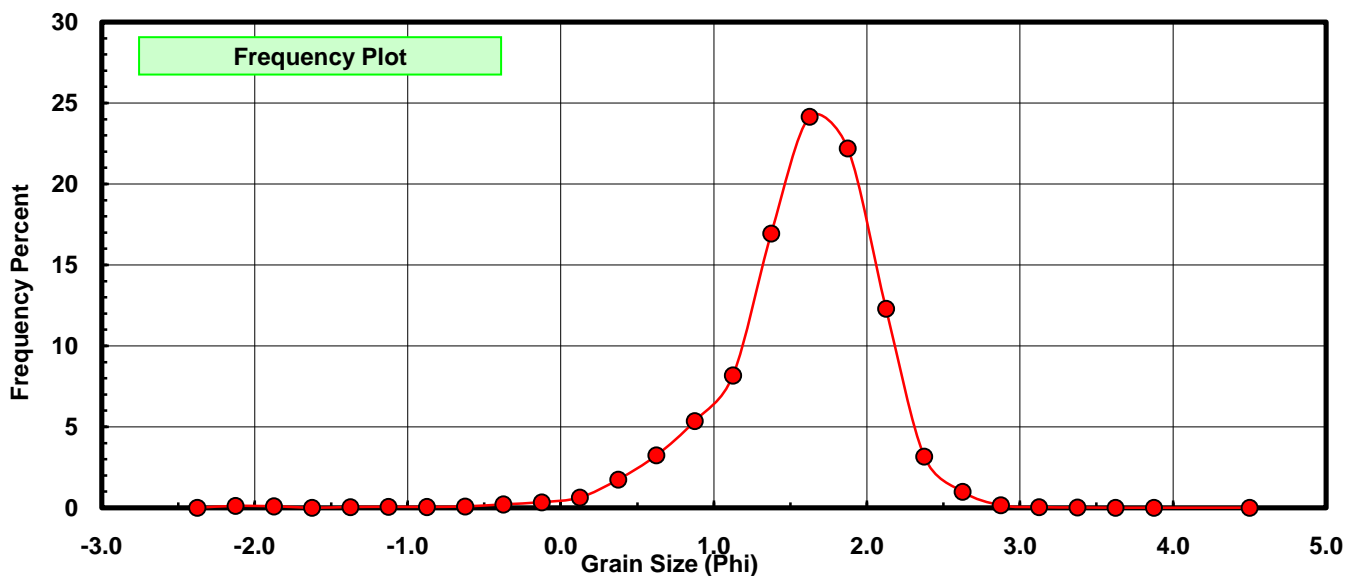
Sieve Size (phi)	Sieve Midpt (phi)	Weight (grams)	Freq Weight %	Cumulative Weight %
-2.25	-2.375	0.000	0.000	0.000
-2.00	-2.125	0.063	0.110	0.110
-1.75	-1.875	0.050	0.088	0.198
-1.50	-1.625	0.000	0.000	0.198
-1.25	-1.375	0.025	0.044	0.242
-1.00	-1.125	0.031	0.054	0.296
-0.75	-0.875	0.028	0.049	0.345
-0.50	-0.625	0.045	0.079	0.424
-0.25	-0.375	0.118	0.207	0.630
0.00	-0.125	0.195	0.341	0.971
0.25	0.125	0.359	0.628	1.600
0.50	0.375	0.996	1.743	3.343
0.75	0.625	1.848	3.234	6.577
1.00	0.875	3.057	5.350	11.927
1.25	1.125	4.669	8.171	20.098
1.50	1.375	9.679	16.939	37.036
1.75	1.625	13.795	24.142	61.178
2.00	1.875	12.680	22.191	83.369
2.25	2.125	7.021	12.287	95.656
2.50	2.375	1.803	3.155	98.812
2.75	2.625	0.565	0.989	99.800
3.00	2.875	0.086	0.151	99.951
3.25	3.125	0.019	0.033	99.984
3.50	3.375	0.009	0.016	100.000
3.75	3.625	0.000	0.000	100.000
4.00	3.875	0.000	0.000	100.000
5.00	4.50	0.000	0.000	100.000

Statistical Results			
Mean:	1.5681	phi	(0.3372 mm)
Standard Dev:	0.5217	phi-units	(0.6965 mm)
Skewness:	-1.4370	dimensionless	
Kurtosis:	8.7109	dimensionless	
5th Moment:	-42.5167	dimensionless	
6th Moment:	268.0650	dimensionless	
RARD *	0.3327	dimensionless	
Median	1.5092	phi	(0.3513 mm)

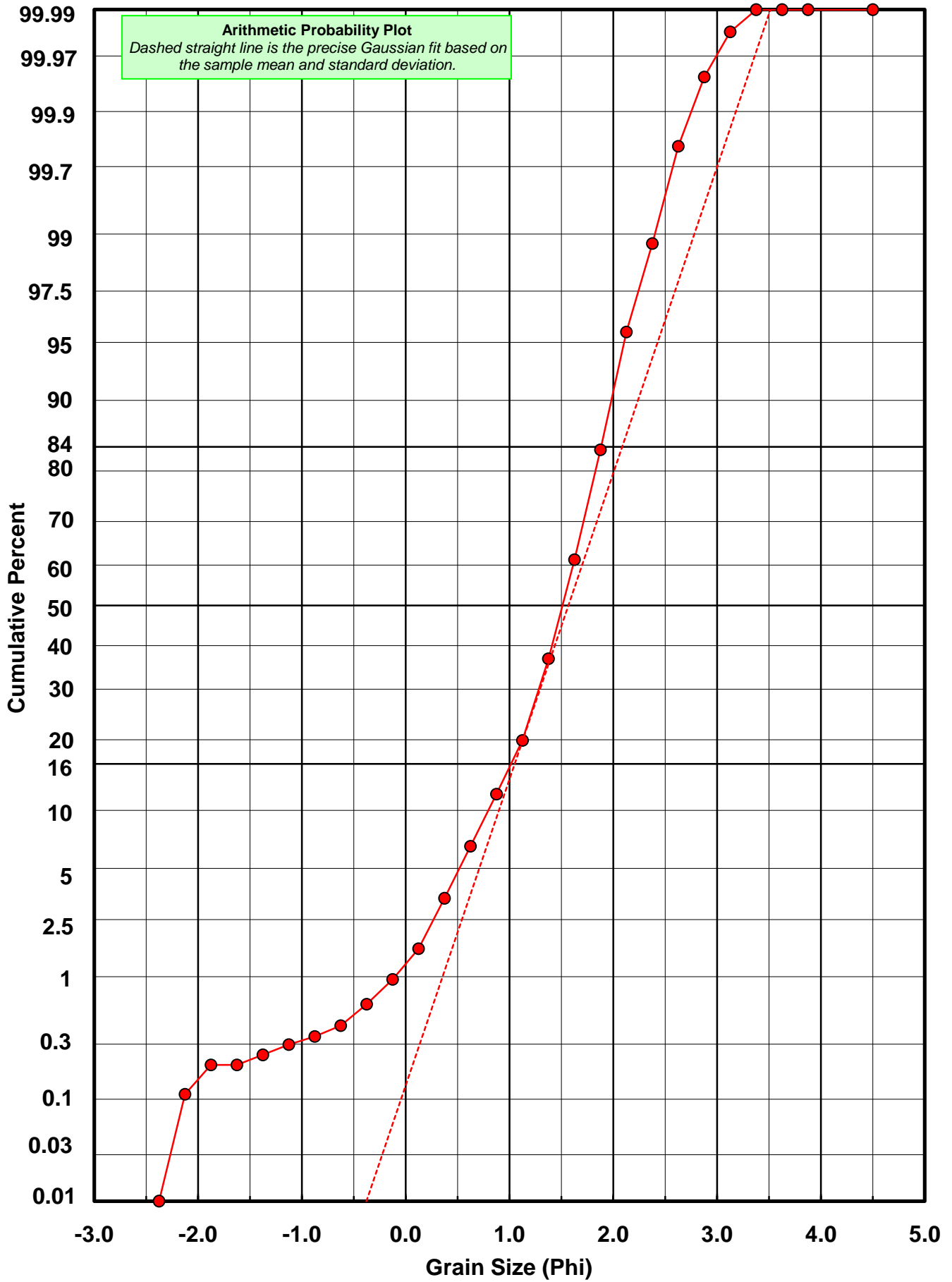
* RARD = reciprocal absolute relative dispersion (see below)

Statistical Explanation	
Calculations based on the Method of Moments	
Skewness: 3rd Stand. Moment; Exact Gaussian = 0.0	
Kurtosis: 4th Stand. Moment; Exact Gaussian = 3.0	
For Further Explanation, See Basille et al. 2002	
Millimeter data calculated by $mm = 2^{(-\phi)}$	

Reciprocal Absolute Relative Dispersion (RARD) Scale	
< 0.5	Excellent homogeneity (e.g., beaches)
0.5 to 1.0	Good homogeneity
1.0 to 1.33	Fair homogeneity
> 1.33	Poor homogeneity (e.g., glacial)



BW-13-BB



Carbonate Grain Size Distribution

Onshore Grab Sample

Sample: BW-13-BB

Total Carbonate Mass: 26.268 grams

% Carbonate: 45.9 %

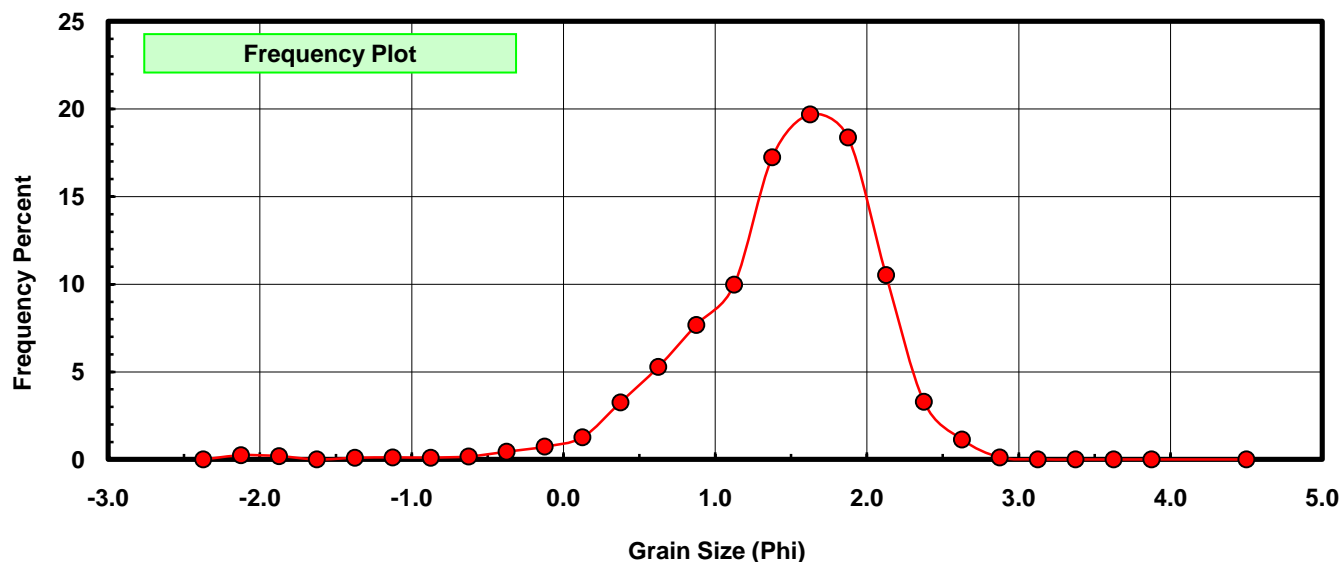
Sieve Size (phi)	Sieve Midpt (phi)	Weight (grams)	Freq Weight %	Cumulative Weight %
-2.25	-2.375	0.000	0.000	0.000
-2.00	-2.125	0.063	0.240	0.240
-1.75	-1.875	0.050	0.190	0.430
-1.50	-1.625	0.000	0.000	0.430
-1.25	-1.375	0.025	0.095	0.525
-1.00	-1.125	0.031	0.118	0.643
-0.75	-0.875	0.028	0.107	0.750
-0.50	-0.625	0.045	0.171	0.921
-0.25	-0.375	0.116	0.442	1.363
0.00	-0.125	0.192	0.731	2.094
0.25	0.125	0.333	1.268	3.362
0.50	0.375	0.857	3.263	6.624
0.75	0.625	1.388	5.284	11.908
1.00	0.875	2.018	7.682	19.590
1.25	1.125	2.623	9.986	29.576
1.50	1.375	4.531	17.249	46.825
1.75	1.625	5.174	19.697	66.522
2.00	1.875	4.827	18.376	84.898
2.25	2.125	2.767	10.534	95.432
2.50	2.375	0.865	3.293	98.725
2.75	2.625	0.301	1.146	99.871
3.00	2.875	0.032	0.122	99.992
3.25	3.125	0.002	0.008	100.000
3.50	3.375	0.000	0.000	100.000
3.75	3.625	0.000	0.000	100.000
4.00	3.875	0.000	0.000	100.000
5.00	4.500	0.000	0.000	100.000

Statistical Results			
Mean:	1.4482	phi	(0.3665 mm)
Standard Dev:	0.6284	phi-units	(0.6469 mm)
Skewness:	-1.3613	dimensionless	
Kurtosis:	7.2521	dimensionless	
5th Moment:	-29.9027	dimensionless	
6th Moment:	154.8110	dimensionless	
RARD *	0.4339	dimensionless	
Median	1.4153	phi	(0.3749 mm)

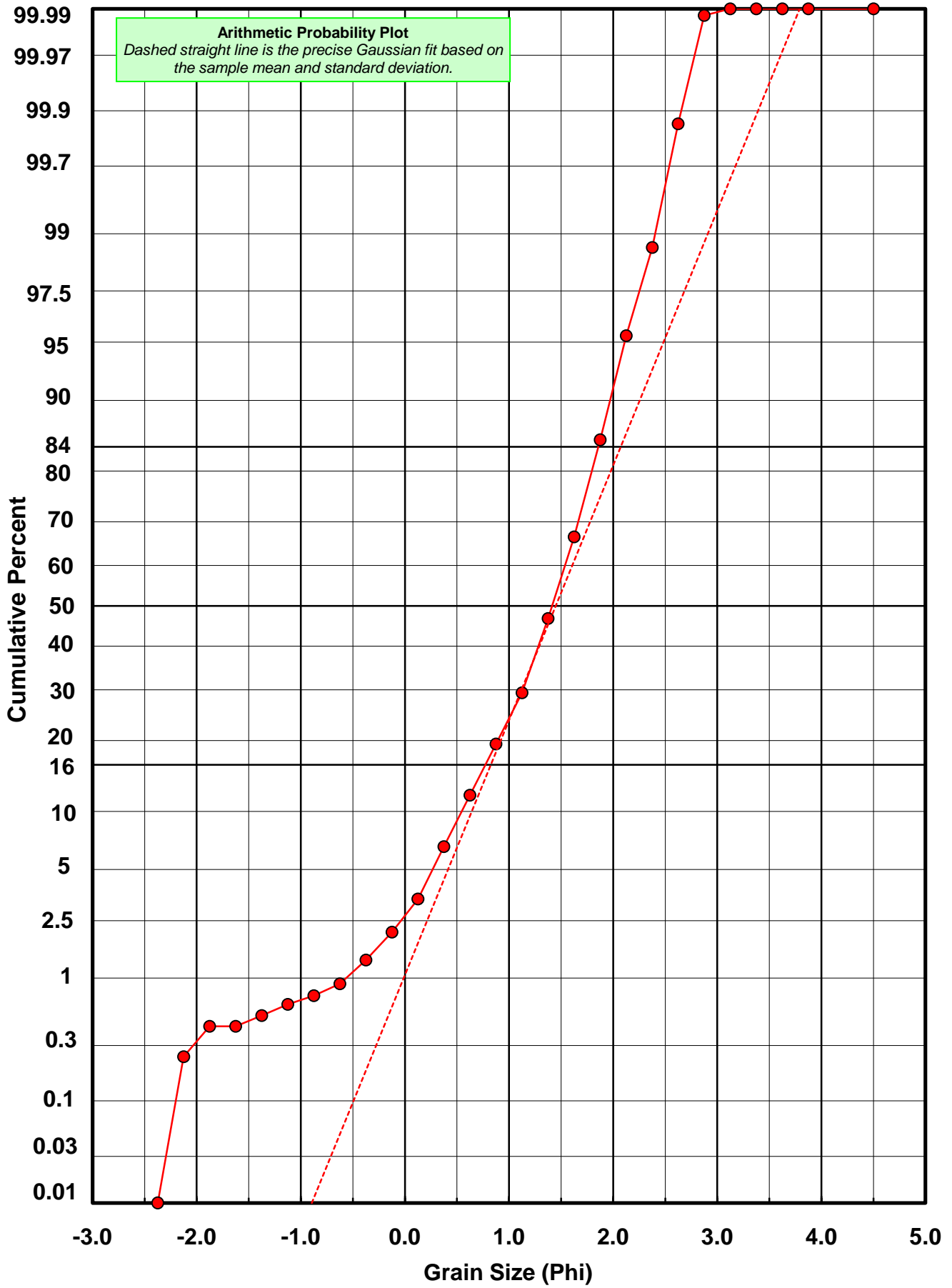
* RARD = reciprocal absolute relative dispersion (see below)

Statistical Explanation	
Calculations based on the Method of Moments	
Skewness: 3rd Stand. Moment; Exact Gaussian = 0.0	
Kurtosis: 4th Stand. Moment; Exact Gaussian = 3.0	
For Further Explanation, See Basille et al. 2002	
Millimeter data calculated by $mm = 2^{(-\phi)}$	

Reciprocal Absolute Relative Dispersion (RARD) Scale	
< 0.5	Excellent homogeneity (e.g., beaches)
0.5 to 1.0	Good homogeneity
1.0 to 1.33	Fair homogeneity
> 1.33	Poor homogeneity (e.g., glacial)



BW-13-BB



Post-Digestion Grain Size Distribution

Onshore Grab Sample

Sample: BW-13-BB

Total Digested Mass: 30.895 grams

% Silica: 54.1 %

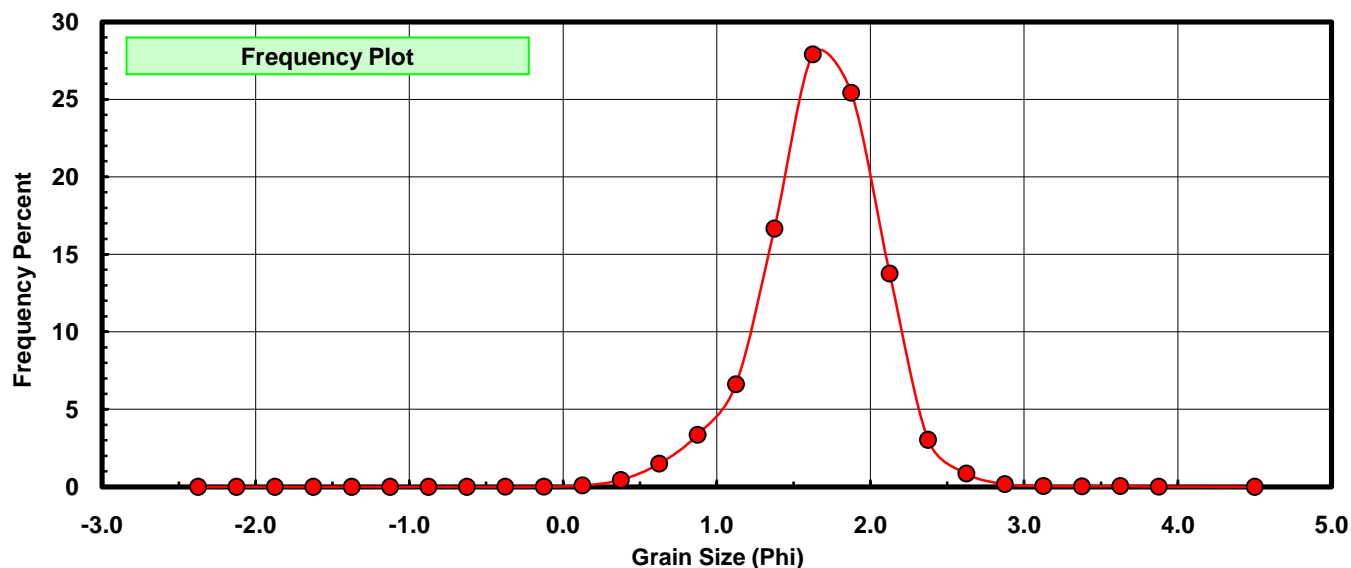
Sieve Size (phi)	Sieve Midpt (phi)	Weight (grams)	Freq Weight %	Cumulative Weight %
-2.25	-2.375	0.000	0.000	0.000
-2.00	-2.125	0.000	0.000	0.000
-1.75	-1.875	0.000	0.000	0.000
-1.50	-1.625	0.000	0.000	0.000
-1.25	-1.375	0.000	0.000	0.000
-1.00	-1.125	0.000	0.000	0.000
-0.75	-0.875	0.000	0.000	0.000
-0.50	-0.625	0.000	0.000	0.000
-0.25	-0.375	0.002	0.006	0.006
0.00	-0.125	0.003	0.010	0.016
0.25	0.125	0.026	0.084	0.100
0.50	0.375	0.139	0.450	0.550
0.75	0.625	0.460	1.489	2.039
1.00	0.875	1.039	3.363	5.402
1.25	1.125	2.046	6.622	12.025
1.50	1.375	5.148	16.663	28.687
1.75	1.625	8.621	27.904	56.592
2.00	1.875	7.853	25.418	82.010
2.25	2.125	4.254	13.769	95.779
2.50	2.375	0.938	3.036	98.815
2.75	2.625	0.264	0.855	99.670
3.00	2.875	0.054	0.175	99.845
3.25	3.125	0.017	0.055	99.900
3.50	3.375	0.011	0.036	99.935
3.75	3.625	0.014	0.045	99.981
4.00	3.875	0.006	0.019	100.000
5.00	4.500	0.000	0.000	100.000

Statistical Results			
Mean:	1.6716	phi	(0.3139 mm)
Standard Dev:	0.3962	phi-units	(0.7599 mm)
Skewness:	-0.3060	dimensionless	
Kurtosis:	4.1671	dimensionless	
5th Moment:	-1.1053	dimensionless	
6th Moment:	39.7907	dimensionless	
RARD *	0.2370	dimensionless	
Median	1.5659	phi	(0.3378 mm)

* RARD = reciprocal absolute relative dispersion (see below)

Statistical Explanation	
Calculations based on the Method of Moments	
Skewness: 3rd Stand. Moment; Exact Gaussian = 0.0	
Kurtosis: 4th Stand. Moment; Exact Gaussian = 3.0	
For Further Explanation, See Basille et al. 2002	
Millimeter data calculated by $mm = 2^{(-phi)}$	

Reciprocal Absolute Relative Dispersion (RARD) Scale	
< 0.5	Excellent homogeneity (e.g., beaches)
0.5 to 1.0	Good homogeneity
1.0 to 1.33	Fair homogeneity
> 1.33	Poor homogeneity (e.g., glacial)



BW-13-BB

