

## **Onshore Grab Sample**

**Sample:** BW-10-BB  
**Sample Taken By:** D. Phelps  
**Sample Collected On:** 1/27/09  
**Splits?** N/A

**County:** Broward  
**Latitude:** 26° 11' 49.3"  
**Longitude:** 80° 05' 38.7"  
**Datum:** WGS 84  
**Surf. Elev:** N/A  
**Datum:** N/A

### **Fine Data Summary**

Total Sample Weight	57.848 grams
Total Fines in Sample	0.178 grams
Total Percent Fines	0.31 %

### **Dry Sieving Summary**

Total Sample Weight	57.716 grams
Total Digested Weight	24.702 grams
Total Carbonate Weight	33.014 grams
Total Silica %	42.80 %
Total Carbonate %	57.20 %
Carbonate/Silica Ratio	1.336

### **General Comments:**

None

### **Description**

Worked By: M. Ladle

# Pre-Digestion Grain Size Distribution

Onshore Grab Sample

Sample: BW-10-BB

Total Sample Mass: 57.716 grams

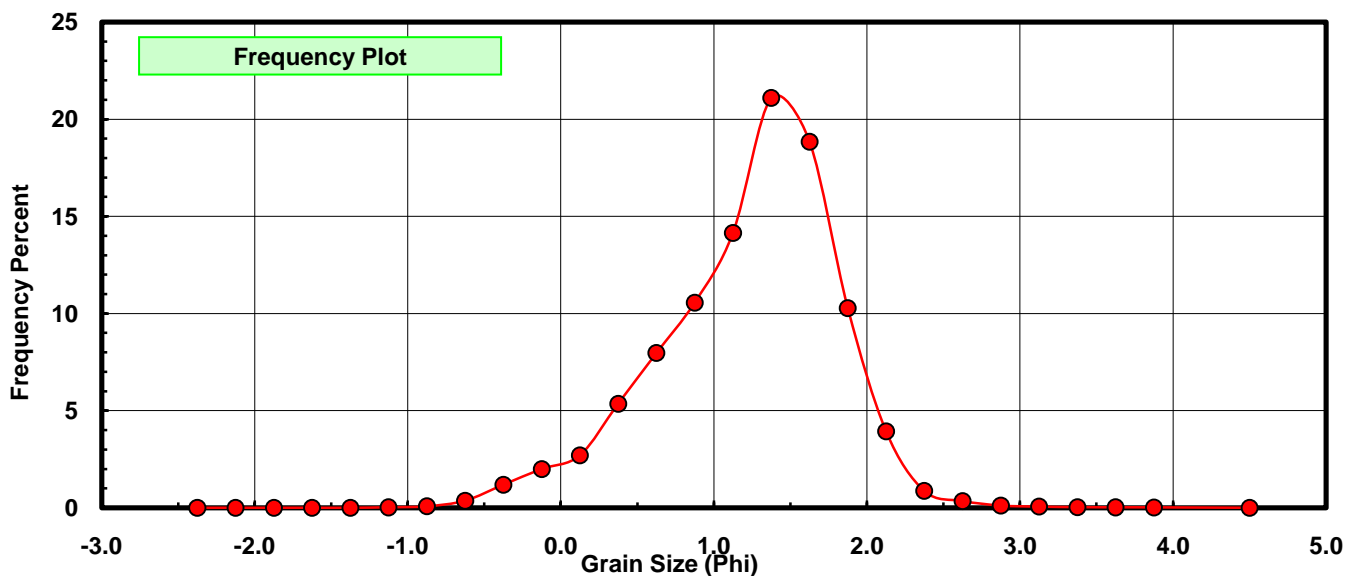
Sieve Size (phi)	Sieve Midpt (phi)	Weight (grams)	Freq Weight %	Cumulative Weight %
-2.25	-2.375	0.000	0.000	0.000
-2.00	-2.125	0.000	0.000	0.000
-1.75	-1.875	0.000	0.000	0.000
-1.50	-1.625	0.000	0.000	0.000
-1.25	-1.375	0.000	0.000	0.000
-1.00	-1.125	0.014	0.024	0.024
-0.75	-0.875	0.044	0.076	0.100
-0.50	-0.625	0.210	0.364	0.464
-0.25	-0.375	0.685	1.187	1.651
0.00	-0.125	1.153	1.998	3.649
0.25	0.125	1.558	2.699	6.348
0.50	0.375	3.091	5.356	11.704
0.75	0.625	4.597	7.965	19.669
1.00	0.875	6.095	10.560	30.229
1.25	1.125	8.166	14.149	44.378
1.50	1.375	12.172	21.089	65.467
1.75	1.625	10.877	18.846	84.313
2.00	1.875	5.935	10.283	94.596
2.25	2.125	2.272	3.937	98.532
2.50	2.375	0.501	0.868	99.401
2.75	2.625	0.202	0.350	99.751
3.00	2.875	0.066	0.114	99.865
3.25	3.125	0.034	0.059	99.924
3.50	3.375	0.018	0.031	99.955
3.75	3.625	0.014	0.024	99.979
4.00	3.875	0.012	0.021	100.000
5.00	4.50	0.000	0.000	100.000

Statistical Results			
Mean:	1.2250	phi	(0.4278 mm)
Standard Dev:	0.5851	phi-units	(0.6666 mm)
Skewness:	-0.5572	dimensionless	
Kurtosis:	3.5355	dimensionless	
5th Moment:	-3.7479	dimensionless	
6th Moment:	23.3272	dimensionless	
RARD *	0.4776	dimensionless	
Median	1.1916	phi	(0.4378 mm)

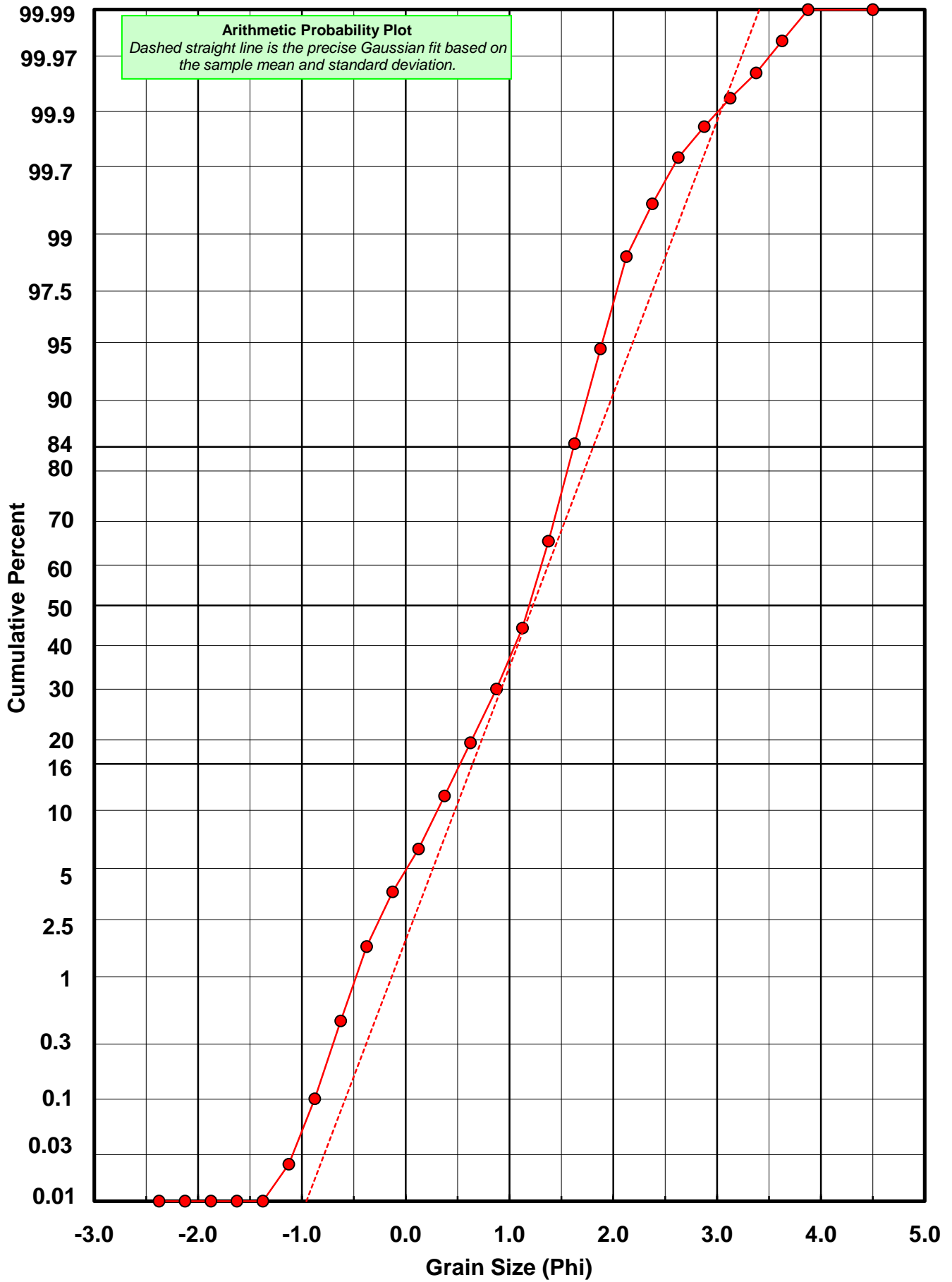
\* RARD = reciprocal absolute relative dispersion (see below)

Statistical Explanation
Calculations based on the Method of Moments
Skewness: 3rd Stand. Moment; Exact Gaussian = 0.0
Kurtosis: 4th Stand. Moment; Exact Gaussian = 3.0
For Further Explanation, See Basille et al. 2002
Millimeter data calculated by $mm = 2^{(-\phi)}$

Reciprocal Absolute Relative Dispersion (RARD) Scale	
< 0.5	Excellent homogeneity (e.g., beaches)
0.5 to 1.0	Good homogeneity
1.0 to 1.33	Fair homogeneity
> 1.33	Poor homogeneity (e.g., glacial)



# BW-10-BB



# Carbonate Grain Size Distribution

Onshore Grab Sample

Sample: BW-10-BB

Total Carbonate Mass: 33.015 grams

% Carbonate: 57.2 %

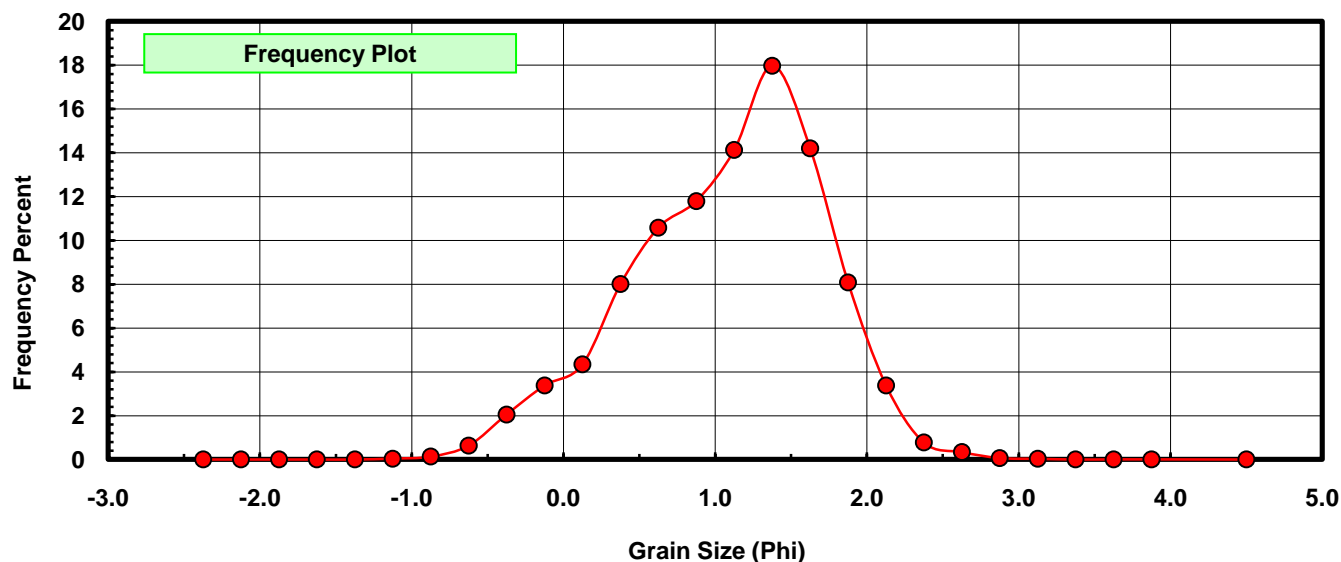
Sieve Size (phi)	Sieve Midpt (phi)	Weight (grams)	Freq Weight %	Cumulative Weight %
-2.25	-2.375	0.000	0.000	0.000
-2.00	-2.125	0.000	0.000	0.000
-1.75	-1.875	0.000	0.000	0.000
-1.50	-1.625	0.000	0.000	0.000
-1.25	-1.375	0.000	0.000	0.000
-1.00	-1.125	0.014	0.042	0.042
-0.75	-0.875	0.044	0.133	0.176
-0.50	-0.625	0.210	0.636	0.812
-0.25	-0.375	0.679	2.057	2.868
0.00	-0.125	1.117	3.383	6.252
0.25	0.125	1.434	4.343	10.595
0.50	0.375	2.643	8.005	18.601
0.75	0.625	3.495	10.586	29.187
1.00	0.875	3.896	11.801	40.987
1.25	1.125	4.665	14.130	55.117
1.50	1.375	5.935	17.977	73.094
1.75	1.625	4.692	14.212	87.306
2.00	1.875	2.670	8.087	95.393
2.25	2.125	1.118	3.386	98.779
2.50	2.375	0.256	0.775	99.555
2.75	2.625	0.111	0.336	99.891
3.00	2.875	0.022	0.067	99.958
3.25	3.125	0.010	0.030	99.988
3.50	3.375	0.000	0.000	99.988
3.75	3.625	0.002	0.006	99.994
4.00	3.875	0.002	0.006	100.000
5.00	4.500	0.000	0.000	100.000

Statistical Results			
Mean:	1.0785	phi	(0.4735 mm)
Standard Dev:	0.6391	phi-units	(0.6421 mm)
Skewness:	-0.3902	dimensionless	
Kurtosis:	2.7983	dimensionless	
5th Moment:	-2.3797	dimensionless	
6th Moment:	13.0115	dimensionless	
RARD *	0.5926	dimensionless	
Median	1.0345	phi	(0.4882 mm)

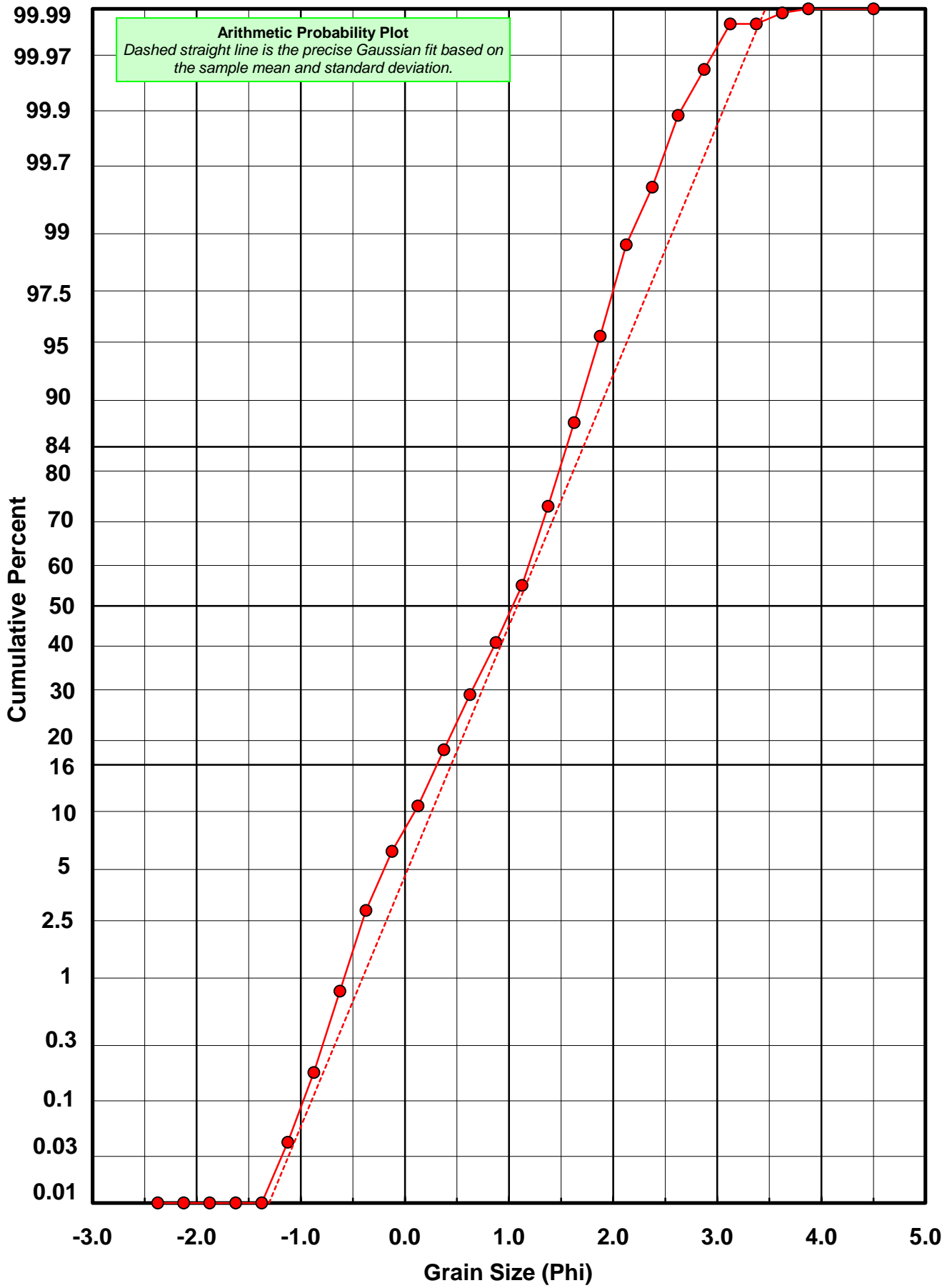
\* RARD = reciprocal absolute relative dispersion (see below)

Statistical Explanation	
Calculations based on the Method of Moments	
Skewness: 3rd Stand. Moment; Exact Gaussian = 0.0	
Kurtosis: 4th Stand. Moment; Exact Gaussian = 3.0	
For Further Explanation, See Basille et al. 2002	
Millimeter data calculated by $mm = 2^{(-\phi)}$	

Reciprocal Absolute Relative Dispersion (RARD) Scale	
< 0.5	Excellent homogeneity (e.g., beaches)
0.5 to 1.0	Good homogeneity
1.0 to 1.33	Fair homogeneity
> 1.33	Poor homogeneity (e.g., glacial)



# BW-10-BB



# Post-Digestion Grain Size Distribution

Onshore Grab Sample

Sample: BW-10-BB

Total Digested Mass: 24.702 grams

% Silica: 42.8 %

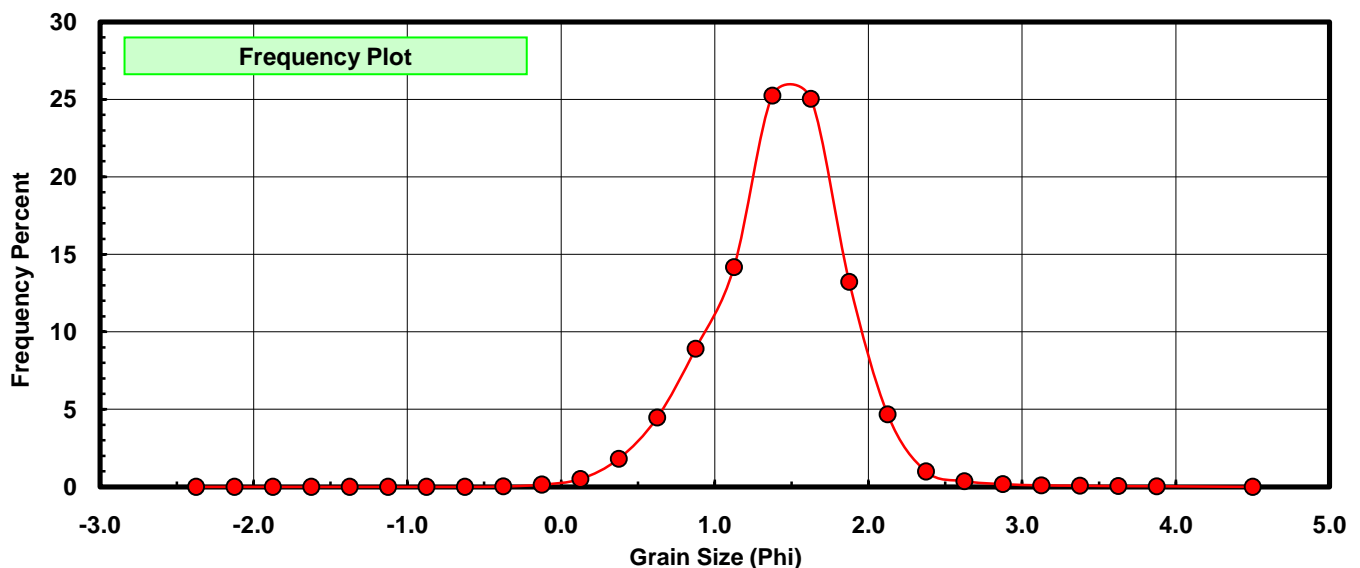
Sieve Size (phi)	Sieve Midpt (phi)	Weight (grams)	Freq Weight %	Cumulative Weight %
-2.25	-2.375	0.000	0.000	0.000
-2.00	-2.125	0.000	0.000	0.000
-1.75	-1.875	0.000	0.000	0.000
-1.50	-1.625	0.000	0.000	0.000
-1.25	-1.375	0.000	0.000	0.000
-1.00	-1.125	0.000	0.000	0.000
-0.75	-0.875	0.000	0.000	0.000
-0.50	-0.625	0.000	0.000	0.000
-0.25	-0.375	0.006	0.024	0.024
0.00	-0.125	0.036	0.146	0.170
0.25	0.125	0.124	0.502	0.672
0.50	0.375	0.448	1.814	2.486
0.75	0.625	1.102	4.461	6.947
1.00	0.875	2.199	8.902	15.849
1.25	1.125	3.501	14.173	30.022
1.50	1.375	6.237	25.249	55.271
1.75	1.625	6.185	25.038	80.309
2.00	1.875	3.265	13.218	93.527
2.25	2.125	1.154	4.672	98.199
2.50	2.375	0.245	0.992	99.190
2.75	2.625	0.091	0.368	99.559
3.00	2.875	0.044	0.178	99.737
3.25	3.125	0.024	0.097	99.834
3.50	3.375	0.019	0.077	99.911
3.75	3.625	0.012	0.049	99.960
4.00	3.875	0.010	0.040	100.000
5.00	4.500	0.000	0.000	100.000

Statistical Results			
Mean:	1.4208	phi	(0.3735 mm)
Standard Dev:	0.4448	phi-units	(0.7347 mm)
Skewness:	-0.0715	dimensionless	
Kurtosis:	4.2781	dimensionless	
5th Moment:	3.5554	dimensionless	
6th Moment:	46.1206	dimensionless	
RARD *	0.3130	dimensionless	
Median	1.3228	phi	(0.3998 mm)

\* RARD = reciprocal absolute relative dispersion (see below)

Statistical Explanation	
Calculations based on the Method of Moments	
Skewness: 3rd Stand. Moment; Exact Gaussian = 0.0	
Kurtosis: 4th Stand. Moment; Exact Gaussian = 3.0	
For Further Explanation, See Basille et al. 2002	
Millimeter data calculated by $mm = 2^{(-phi)}$	

Reciprocal Absolute Relative Dispersion (RARD) Scale	
< 0.5	Excellent homogeneity (e.g., beaches)
0.5 to 1.0	Good homogeneity
1.0 to 1.33	Fair homogeneity
> 1.33	Poor homogeneity (e.g., glacial)



# BW-10-BB

