

## **Onshore Grab Sample**

**Sample:** BW-09-BB  
**Sample Taken By:** D. Phelps  
**Sample Collected On:** 1/27/09  
**Splits?** N/A

**County:** Broward  
**Latitude:** 26° 12' 36.6"  
**Longitude:** 80° 05' 30.6"  
**Datum:** WGS 84  
**Surf. Elev:** N/A  
**Datum:** N/A

### **Fine Data Summary**

Total Sample Weight	55.573 grams
Total Fines in Sample	0.201 grams
Total Percent Fines	0.36 %

### **Dry Sieving Summary**

Total Sample Weight	55.380 grams
Total Digested Weight	26.579 grams
Total Carbonate Weight	28.801 grams
Total Silica %	47.99 %
Total Carbonate %	52.01 %
Carbonate/Silica Ratio	1.084

### **General Comments:**

None

### **Description**

Worked By: M. Ladle

# Pre-Digestion Grain Size Distribution

Onshore Grab Sample

Sample: BW-09-BB

Total Sample Mass: 55.380 grams

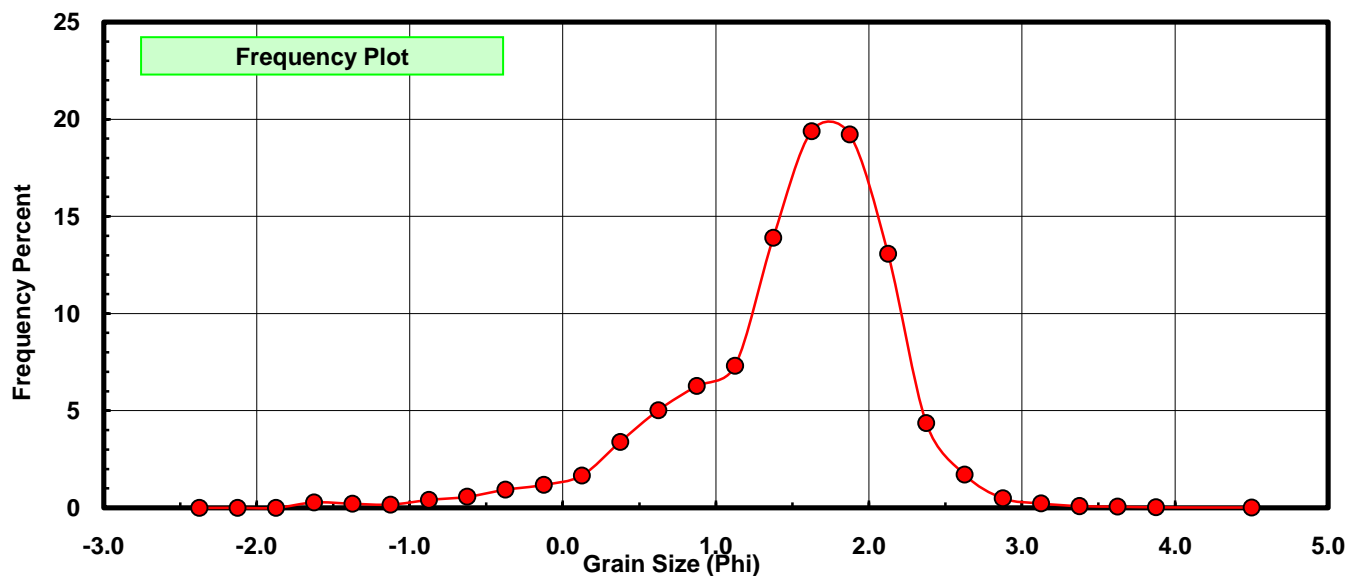
Sieve Size (phi)	Sieve Midpt (phi)	Weight (grams)	Freq Weight %	Cumulative Weight %
-2.25	-2.375	0.000	0.000	0.000
-2.00	-2.125	0.000	0.000	0.000
-1.75	-1.875	0.000	0.000	0.000
-1.50	-1.625	0.156	0.282	0.282
-1.25	-1.375	0.118	0.213	0.495
-1.00	-1.125	0.093	0.168	0.663
-0.75	-0.875	0.225	0.406	1.069
-0.50	-0.625	0.315	0.569	1.638
-0.25	-0.375	0.516	0.932	2.570
0.00	-0.125	0.654	1.181	3.750
0.25	0.125	0.924	1.668	5.419
0.50	0.375	1.881	3.397	8.815
0.75	0.625	2.785	5.029	13.844
1.00	0.875	3.473	6.271	20.116
1.25	1.125	4.046	7.306	27.421
1.50	1.375	7.699	13.902	41.324
1.75	1.625	10.738	19.390	60.713
2.00	1.875	10.643	19.218	79.931
2.25	2.125	7.243	13.079	93.010
2.50	2.375	2.413	4.357	97.367
2.75	2.625	0.951	1.717	99.085
3.00	2.875	0.272	0.491	99.576
3.25	3.125	0.125	0.226	99.801
3.50	3.375	0.050	0.090	99.892
3.75	3.625	0.035	0.063	99.955
4.00	3.875	0.015	0.027	99.982
5.00	4.50	0.010	0.018	100.000

Statistical Results			
Mean:	1.4833	phi	(0.3577 mm)
Standard Dev:	0.6989	phi-units	(0.6161 mm)
Skewness:	-1.1033	dimensionless	
Kurtosis:	5.2218	dimensionless	
5th Moment:	-13.5192	dimensionless	
6th Moment:	58.1017	dimensionless	
RARD *	0.4712	dimensionless	
Median	1.4869	phi	(0.3568 mm)

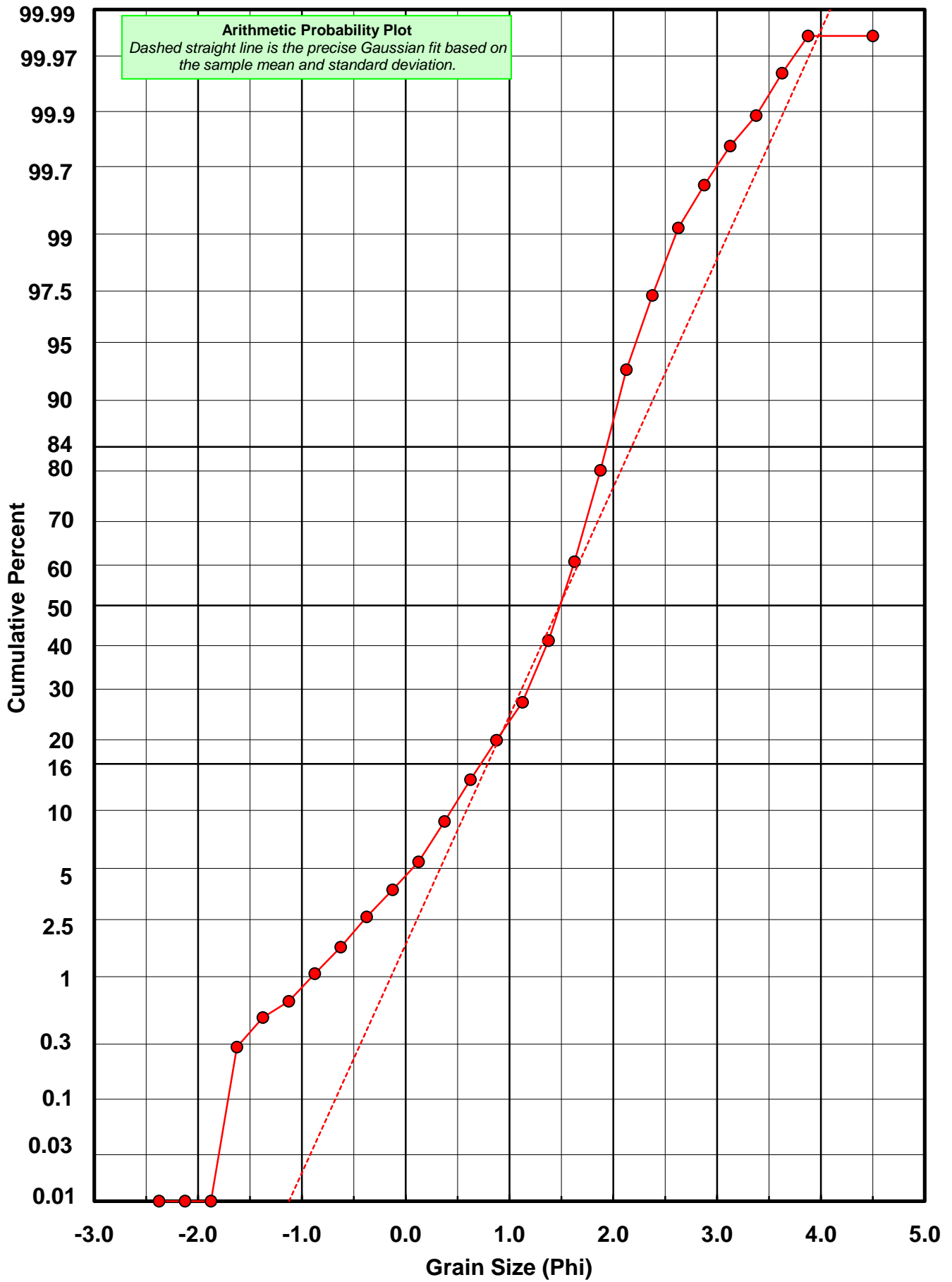
\* RARD = reciprocal absolute relative dispersion (see below)

Statistical Explanation
Calculations based on the Method of Moments
Skewness: 3rd Stand. Moment; Exact Gaussian = 0.0
Kurtosis: 4th Stand. Moment; Exact Gaussian = 3.0
For Further Explanation, See Basille et al. 2002
Millimeter data calculated by $mm = 2^{(-\phi)}$

Reciprocal Absolute Relative Dispersion (RARD) Scale	
< 0.5	Excellent homogeneity (e.g., beaches)
0.5 to 1.0	Good homogeneity
1.0 to 1.33	Fair homogeneity
> 1.33	Poor homogeneity (e.g., glacial)



# BW-09-BB



# Carbonate Grain Size Distribution

Onshore Grab Sample

Sample: BW-09-BB

Total Carbonate Mass: 28.801 grams

% Carbonate: 52.0 %

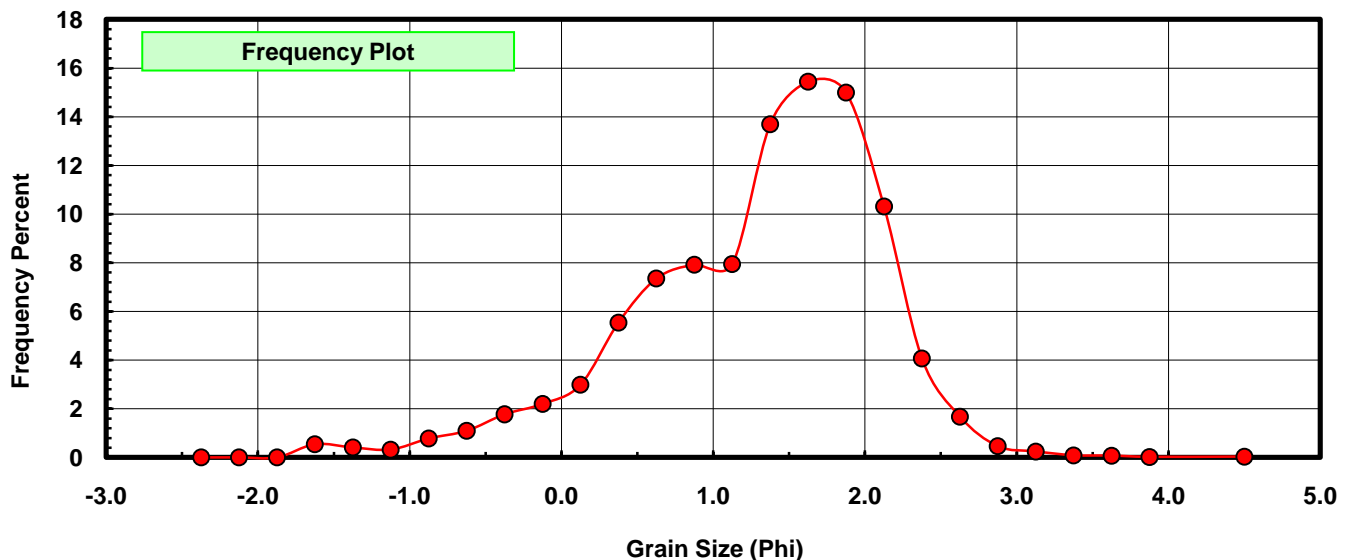
Sieve Size (phi)	Sieve Midpt (phi)	Weight (grams)	Freq Weight %	Cumulative Weight %
-2.25	-2.375	0.000	0.000	0.000
-2.00	-2.125	0.000	0.000	0.000
-1.75	-1.875	0.000	0.000	0.000
-1.50	-1.625	0.156	0.542	0.542
-1.25	-1.375	0.118	0.410	0.951
-1.00	-1.125	0.093	0.323	1.274
-0.75	-0.875	0.225	0.781	2.055
-0.50	-0.625	0.315	1.094	3.149
-0.25	-0.375	0.511	1.774	4.923
0.00	-0.125	0.633	2.198	7.121
0.25	0.125	0.860	2.986	10.107
0.50	0.375	1.596	5.541	15.649
0.75	0.625	2.117	7.350	22.999
1.00	0.875	2.281	7.920	30.919
1.25	1.125	2.289	7.948	38.867
1.50	1.375	3.945	13.697	52.564
1.75	1.625	4.447	15.440	68.005
2.00	1.875	4.320	14.999	83.004
2.25	2.125	2.970	10.312	93.316
2.50	2.375	1.172	4.069	97.386
2.75	2.625	0.484	1.680	99.066
3.00	2.875	0.133	0.462	99.528
3.25	3.125	0.071	0.247	99.774
3.50	3.375	0.026	0.090	99.865
3.75	3.625	0.022	0.076	99.941
4.00	3.875	0.007	0.024	99.965
5.00	4.500	0.010	0.035	100.000

Statistical Results			
Mean:	1.2977	phi	(0.4068 mm)
Standard Dev:	0.8216	phi-units	(0.5658 mm)
Skewness:	-0.8118	dimensionless	
Kurtosis:	3.8611	dimensionless	
5th Moment:	-7.2448	dimensionless	
6th Moment:	28.9035	dimensionless	
RARD *	0.6331	dimensionless	
Median	1.3282	phi	(0.3983 mm)

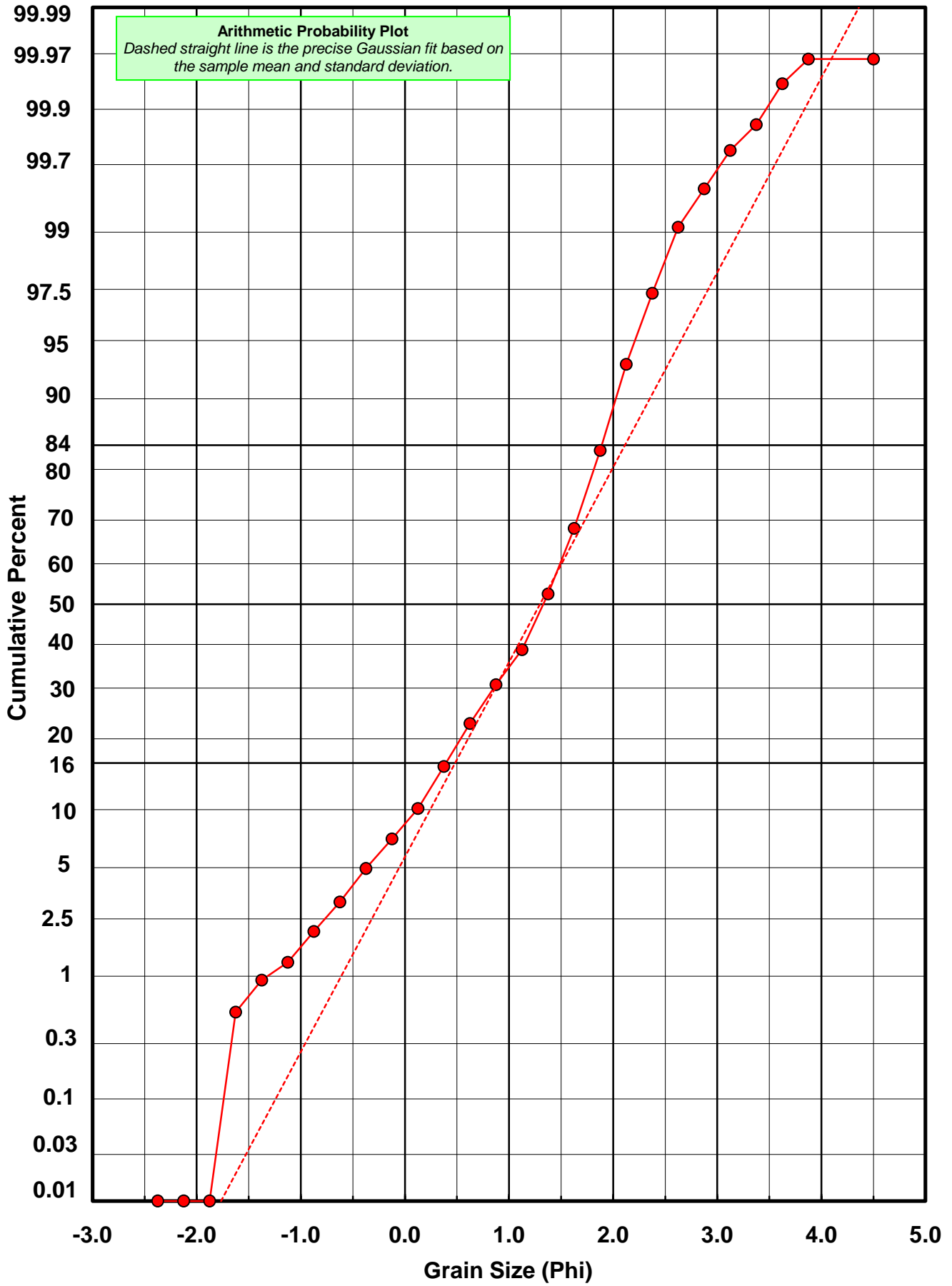
\* RARD = reciprocal absolute relative dispersion (see below)

Statistical Explanation	
Calculations based on the Method of Moments	
Skewness: 3rd Stand. Moment; Exact Gaussian = 0.0	
Kurtosis: 4th Stand. Moment; Exact Gaussian = 3.0	
For Further Explanation, See Basille et al. 2002	
Millimeter data calculated by $mm = 2^{(-\phi)}$	

Reciprocal Absolute Relative Dispersion (RARD) Scale	
< 0.5	Excellent homogeneity (e.g., beaches)
0.5 to 1.0	Good homogeneity
1.0 to 1.33	Fair homogeneity
> 1.33	Poor homogeneity (e.g., glacial)



# BW-09-BB



# Post-Digestion Grain Size Distribution

Onshore Grab Sample

Sample: BW-09-BB

Total Digested Mass: 26.579 grams

% Silica: 48.0 %

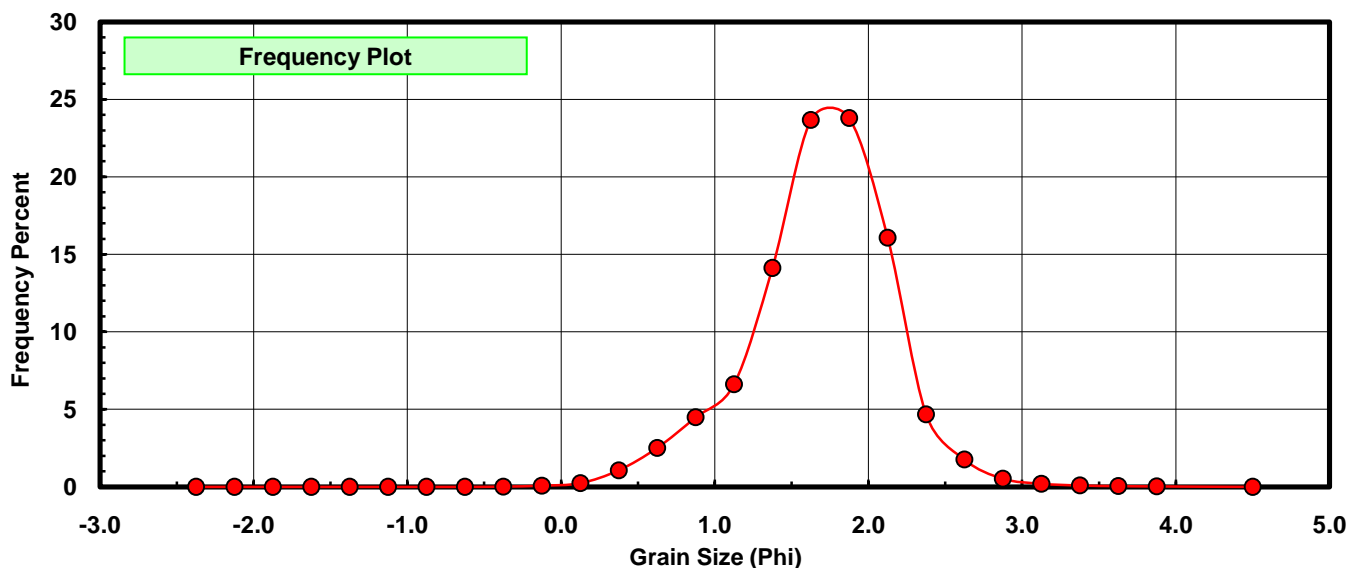
Sieve Size (phi)	Sieve Midpt (phi)	Weight (grams)	Freq Weight %	Cumulative Weight %
-2.25	-2.375	0.000	0.000	0.000
-2.00	-2.125	0.000	0.000	0.000
-1.75	-1.875	0.000	0.000	0.000
-1.50	-1.625	0.000	0.000	0.000
-1.25	-1.375	0.000	0.000	0.000
-1.00	-1.125	0.000	0.000	0.000
-0.75	-0.875	0.000	0.000	0.000
-0.50	-0.625	0.000	0.000	0.000
-0.25	-0.375	0.005	0.019	0.019
0.00	-0.125	0.021	0.079	0.098
0.25	0.125	0.064	0.241	0.339
0.50	0.375	0.285	1.072	1.411
0.75	0.625	0.668	2.513	3.924
1.00	0.875	1.192	4.485	8.409
1.25	1.125	1.757	6.610	15.019
1.50	1.375	3.754	14.124	29.143
1.75	1.625	6.291	23.669	52.812
2.00	1.875	6.323	23.789	76.602
2.25	2.125	4.273	16.077	92.678
2.50	2.375	1.241	4.669	97.348
2.75	2.625	0.467	1.757	99.105
3.00	2.875	0.139	0.523	99.628
3.25	3.125	0.054	0.203	99.831
3.50	3.375	0.024	0.090	99.921
3.75	3.625	0.013	0.049	99.970
4.00	3.875	0.008	0.030	100.000
5.00	4.500	0.000	0.000	100.000

Statistical Results			
Mean:	1.6844	phi	(0.3111 mm)
Standard Dev:	0.4731	phi-units	(0.7204 mm)
Skewness:	-0.3686	dimensionless	
Kurtosis:	3.8892	dimensionless	
5th Moment:	-2.1760	dimensionless	
6th Moment:	28.9971	dimensionless	
RARD *	0.2809	dimensionless	
Median	1.5953	phi	(0.331 mm)

\* RARD = reciprocal absolute relative dispersion (see below)

Statistical Explanation	
Calculations based on the Method of Moments	
Skewness: 3rd Stand. Moment; Exact Gaussian = 0.0	
Kurtosis: 4th Stand. Moment; Exact Gaussian = 3.0	
For Further Explanation, See Basille et al. 2002	
Millimeter data calculated by $mm = 2^{(-\phi)}$	

Reciprocal Absolute Relative Dispersion (RARD) Scale	
< 0.5	Excellent homogeneity (e.g., beaches)
0.5 to 1.0	Good homogeneity
1.0 to 1.33	Fair homogeneity
> 1.33	Poor homogeneity (e.g., glacial)



# BW-09-BB

