

Onshore Grab Sample

Sample: BW-08-BB
Sample Taken By: D. Phelps
Sample Collected On: 1/27/09
Splits? N/A

County: Broward
Latitude: 26° 13' 23.1"
Longitude: 80° 05' 22.8"
Datum: WGS 84
Surf. Elev: N/A
Datum: N/A

Fine Data Summary

Total Sample Weight 55.173 grams
Total Fines in Sample 0.423 grams
Total Percent Fines 0.76 %

Dry Sieving Summary

Total Sample Weight 54.851 grams
Total Digested Weight 21.277 grams
Total Carbonate Weight 33.574 grams
Total Silica % 38.79 %
Total Carbonate % 61.21 %
Carbonate/Silica Ratio 1.578

General Comments:

None

Description

Worked By: M. Ladle

Pre-Digestion Grain Size Distribution

Onshore Grab Sample

Sample: BW-08-BB

Total Sample Mass: 54.851 grams

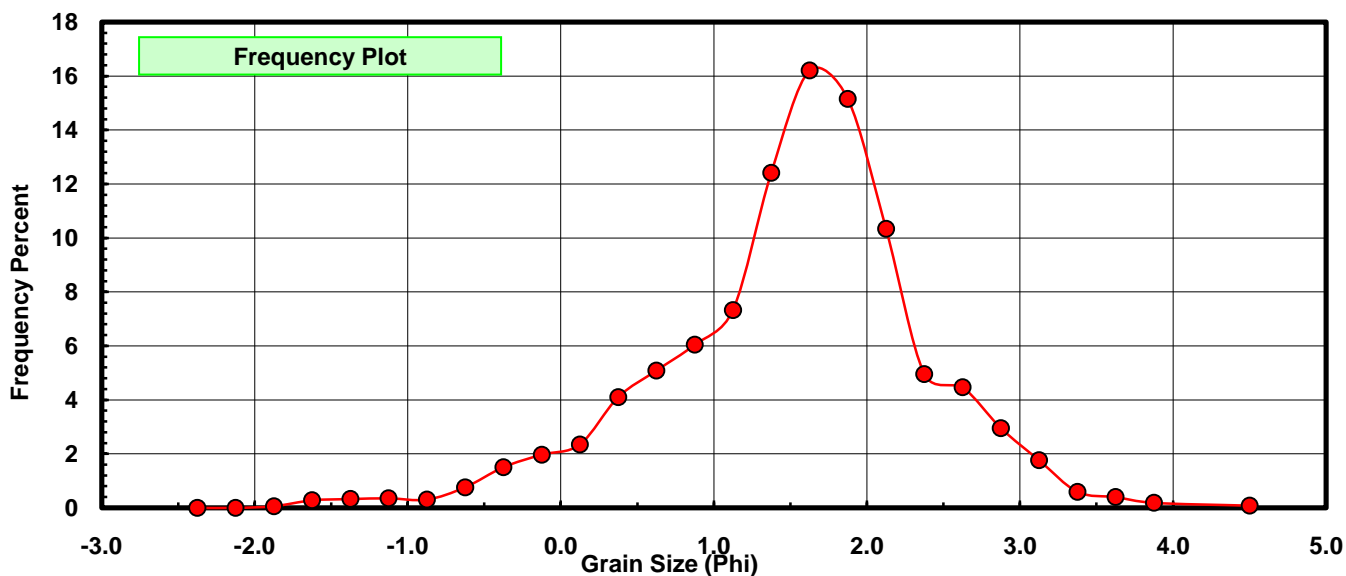
Sieve Size (phi)	Sieve Midpt (phi)	Weight (grams)	Freq Weight %	Cumulative Weight %
-2.25	-2.375	0.000	0.000	0.000
-2.00	-2.125	0.000	0.000	0.000
-1.75	-1.875	0.033	0.060	0.060
-1.50	-1.625	0.153	0.279	0.339
-1.25	-1.375	0.179	0.326	0.665
-1.00	-1.125	0.194	0.354	1.019
-0.75	-0.875	0.168	0.306	1.325
-0.50	-0.625	0.417	0.760	2.086
-0.25	-0.375	0.826	1.506	3.592
0.00	-0.125	1.081	1.971	5.562
0.25	0.125	1.289	2.350	7.912
0.50	0.375	2.249	4.100	12.013
0.75	0.625	2.791	5.088	17.101
1.00	0.875	3.316	6.045	23.146
1.25	1.125	4.021	7.331	30.477
1.50	1.375	6.809	12.414	42.891
1.75	1.625	8.890	16.208	59.098
2.00	1.875	8.315	15.159	74.258
2.25	2.125	5.670	10.337	84.595
2.50	2.375	2.720	4.959	89.554
2.75	2.625	2.450	4.467	94.020
3.00	2.875	1.621	2.955	96.975
3.25	3.125	0.967	1.763	98.738
3.50	3.375	0.326	0.594	99.333
3.75	3.625	0.219	0.399	99.732
4.00	3.875	0.102	0.186	99.918
5.00	4.50	0.045	0.082	100.000

Statistical Results			
Mean:	1.5143	phi	(0.3501 mm)
Standard Dev:	0.8628	phi-units	(0.5499 mm)
Skewness:	-0.5454	dimensionless	
Kurtosis:	3.9481	dimensionless	
5th Moment:	-5.4774	dimensionless	
6th Moment:	28.2328	dimensionless	
RARD *	0.5698	dimensionless	
Median	1.4847	phi	(0.3573 mm)

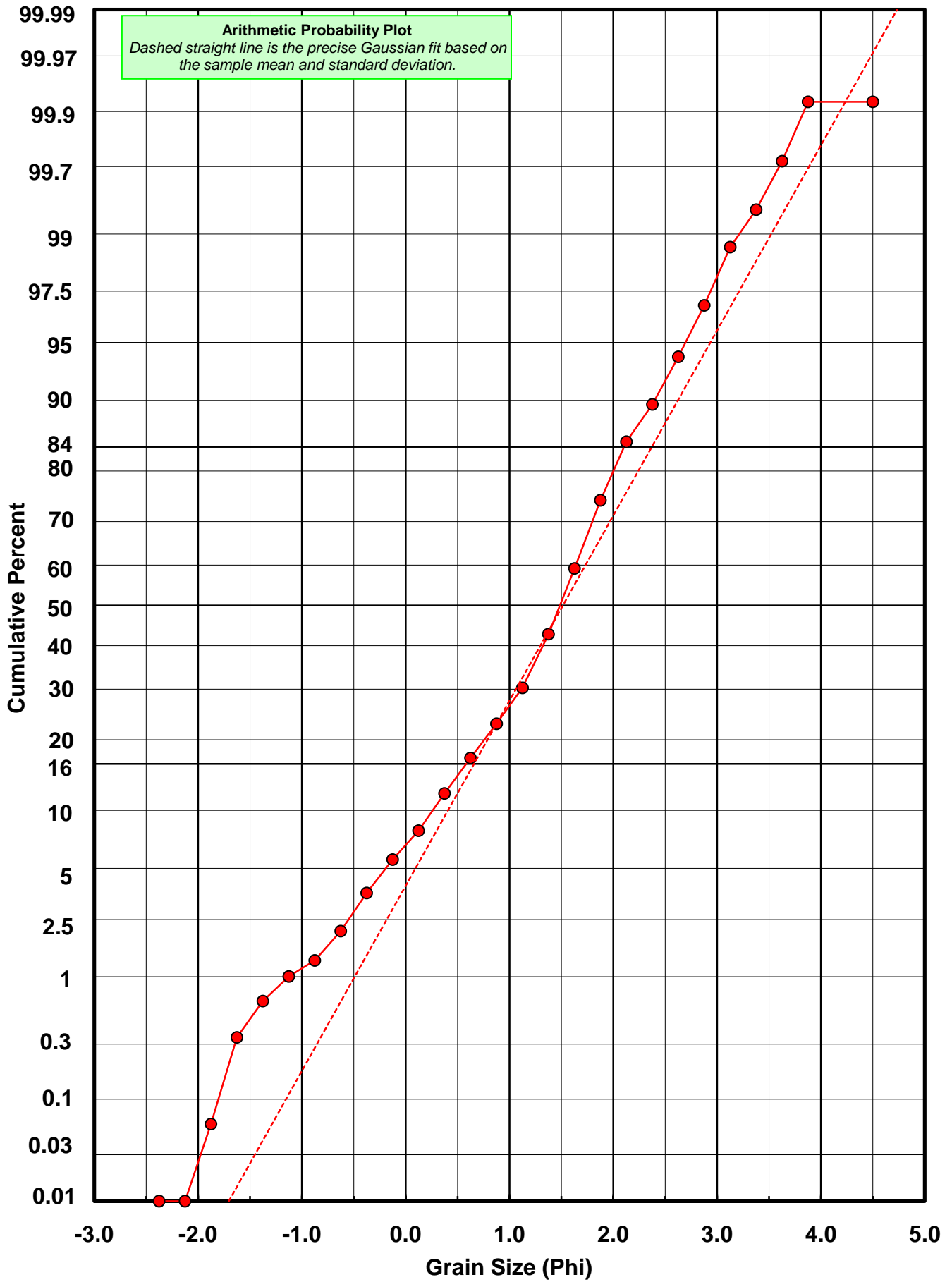
* RARD = reciprocal absolute relative dispersion (see below)

Statistical Explanation
Calculations based on the Method of Moments
Skewness: 3rd Stand. Moment; Exact Gaussian = 0.0
Kurtosis: 4th Stand. Moment; Exact Gaussian = 3.0
For Further Explanation, See Basille et al. 2002
Millimeter data calculated by $mm = 2^{(-\phi)}$

Reciprocal Absolute Relative Dispersion (RARD) Scale	
< 0.5	Excellent homogeneity (e.g., beaches)
0.5 to 1.0	Good homogeneity
1.0 to 1.33	Fair homogeneity
> 1.33	Poor homogeneity (e.g., glacial)



BW-08-BB



Carbonate Grain Size Distribution

Onshore Grab Sample

Sample: BW-08-BB

Total Carbonate Mass: 33.574 grams

% Carbonate: 61.2 %

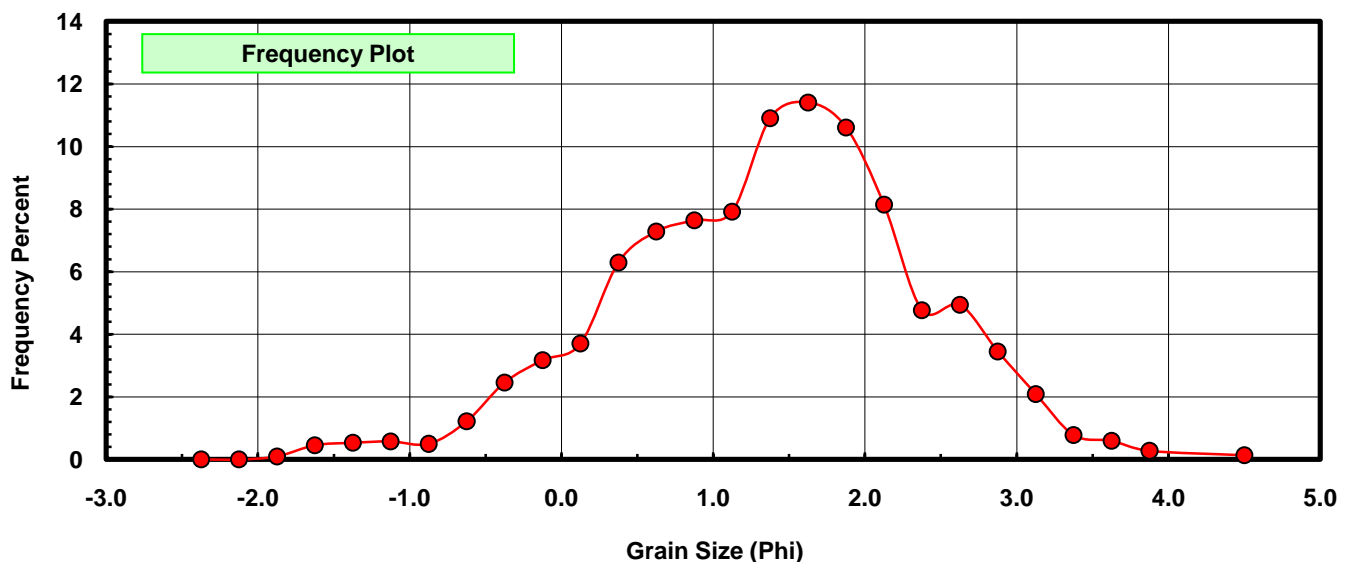
Sieve Size (phi)	Sieve Midpt (phi)	Weight (grams)	Freq Weight %	Cumulative Weight %
-2.25	-2.375	0.000	0.000	0.000
-2.00	-2.125	0.000	0.000	0.000
-1.75	-1.875	0.033	0.098	0.098
-1.50	-1.625	0.153	0.456	0.554
-1.25	-1.375	0.179	0.533	1.087
-1.00	-1.125	0.194	0.578	1.665
-0.75	-0.875	0.168	0.500	2.165
-0.50	-0.625	0.410	1.221	3.387
-0.25	-0.375	0.826	2.460	5.847
0.00	-0.125	1.065	3.172	9.019
0.25	0.125	1.244	3.705	12.724
0.50	0.375	2.114	6.297	19.021
0.75	0.625	2.446	7.285	26.306
1.00	0.875	2.566	7.643	33.949
1.25	1.125	2.660	7.923	41.872
1.50	1.375	3.663	10.910	52.782
1.75	1.625	3.830	11.408	64.190
2.00	1.875	3.563	10.612	74.802
2.25	2.125	2.733	8.140	82.942
2.50	2.375	1.602	4.772	87.714
2.75	2.625	1.661	4.947	92.661
3.00	2.875	1.160	3.455	96.116
3.25	3.125	0.703	2.094	98.210
3.50	3.375	0.262	0.780	98.990
3.75	3.625	0.201	0.599	99.589
4.00	3.875	0.093	0.277	99.866
5.00	4.500	0.045	0.134	100.000

Statistical Results			
Mean:	1.3616	phi	(0.3891 mm)
Standard Dev:	1.0013	phi-units	(0.4996 mm)
Skewness:	-0.2587	dimensionless	
Kurtosis:	3.0541	dimensionless	
5th Moment:	-2.1447	dimensionless	
6th Moment:	15.5330	dimensionless	
RARD *	0.7354	dimensionless	
Median	1.3113	phi	(0.403 mm)

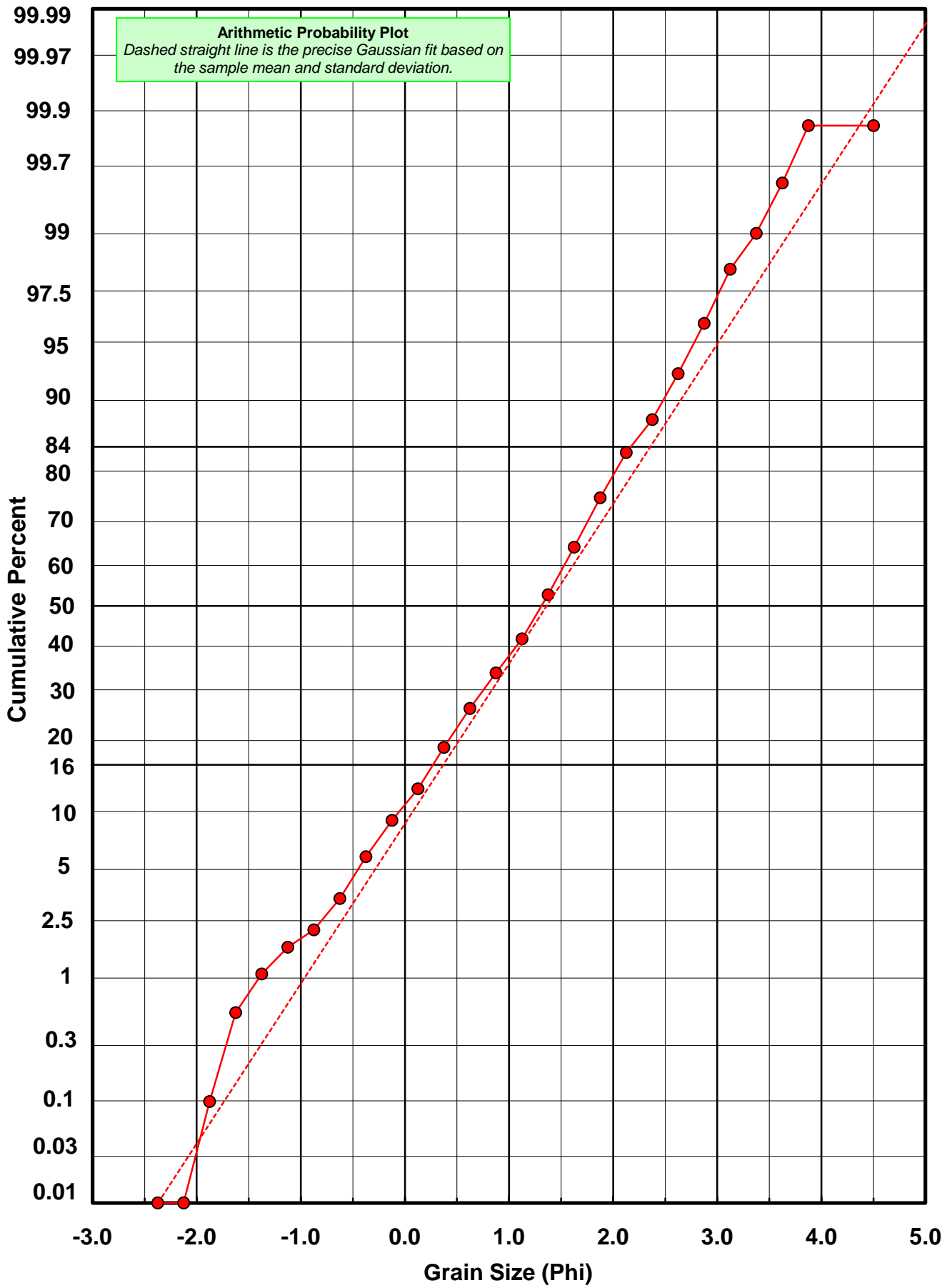
* RARD = reciprocal absolute relative dispersion (see below)

Statistical Explanation	
Calculations based on the Method of Moments	
Skewness: 3rd Stand. Moment; Exact Gaussian = 0.0	
Kurtosis: 4th Stand. Moment; Exact Gaussian = 3.0	
For Further Explanation, See Basille et al. 2002	
Millimeter data calculated by $mm = 2^{(-\phi)}$	

Reciprocal Absolute Relative Dispersion (RARD) Scale	
< 0.5	Excellent homogeneity (e.g., beaches)
0.5 to 1.0	Good homogeneity
1.0 to 1.33	Fair homogeneity
> 1.33	Poor homogeneity (e.g., glacial)



BW-08-BB



Post-Digestion Grain Size Distribution

Onshore Grab Sample

Sample: BW-08-BB

Total Digested Mass: 21.277 grams

% Silica: 38.8 %

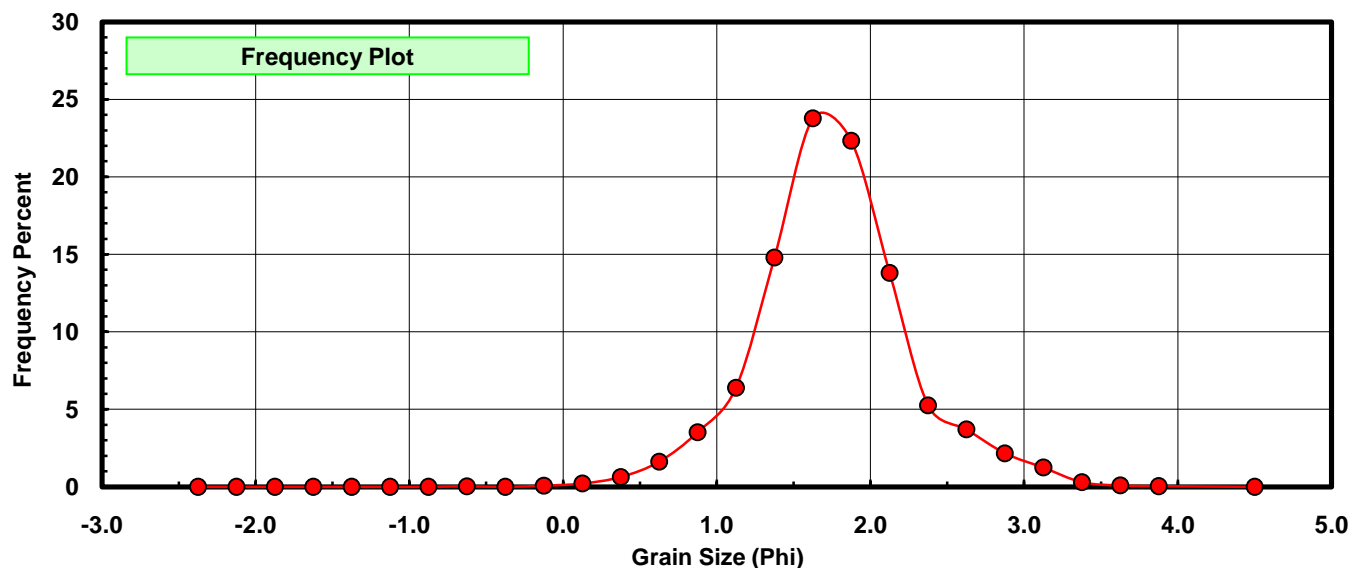
Sieve Size (phi)	Sieve Midpt (phi)	Weight (grams)	Freq Weight %	Cumulative Weight %
-2.25	-2.375	0.000	0.000	0.000
-2.00	-2.125	0.000	0.000	0.000
-1.75	-1.875	0.000	0.000	0.000
-1.50	-1.625	0.000	0.000	0.000
-1.25	-1.375	0.000	0.000	0.000
-1.00	-1.125	0.000	0.000	0.000
-0.75	-0.875	0.000	0.000	0.000
-0.50	-0.625	0.007	0.033	0.033
-0.25	-0.375	0.000	0.000	0.033
0.00	-0.125	0.016	0.075	0.108
0.25	0.125	0.045	0.211	0.320
0.50	0.375	0.135	0.634	0.954
0.75	0.625	0.345	1.621	2.576
1.00	0.875	0.750	3.525	6.100
1.25	1.125	1.361	6.397	12.497
1.50	1.375	3.146	14.786	27.283
1.75	1.625	5.060	23.782	51.065
2.00	1.875	4.752	22.334	73.399
2.25	2.125	2.937	13.804	87.202
2.50	2.375	1.118	5.255	92.457
2.75	2.625	0.789	3.708	96.165
3.00	2.875	0.461	2.167	98.332
3.25	3.125	0.264	1.241	99.572
3.50	3.375	0.064	0.301	99.873
3.75	3.625	0.018	0.085	99.958
4.00	3.875	0.009	0.042	100.000
5.00	4.500	0.000	0.000	100.000

Statistical Results			
Mean:	1.7552	phi	(0.2962 mm)
Standard Dev:	0.5169	phi-units	(0.6989 mm)
Skewness:	0.1638	dimensionless	
Kurtosis:	3.9367	dimensionless	
5th Moment:	1.0872	dimensionless	
6th Moment:	27.7517	dimensionless	
RARD *	0.2945	dimensionless	
Median	1.6138	phi	(0.3267 mm)

* RARD = reciprocal absolute relative dispersion (see below)

Statistical Explanation	
Calculations based on the Method of Moments	
Skewness: 3rd Stand. Moment; Exact Gaussian = 0.0	
Kurtosis: 4th Stand. Moment; Exact Gaussian = 3.0	
For Further Explanation, See Basille et al. 2002	
Millimeter data calculated by $mm = 2^{(-\phi)}$	

Reciprocal Absolute Relative Dispersion (RARD) Scale	
< 0.5	Excellent homogeneity (e.g., beaches)
0.5 to 1.0	Good homogeneity
1.0 to 1.33	Fair homogeneity
> 1.33	Poor homogeneity (e.g., glacial)



BW-08-BB

