

Onshore Grab Sample

Sample: BW-05-BB
Sample Taken By: D. Phelps
Sample Collected On: 1/27/09
Splits? N/A

County: Broward
Latitude: 26° 15' 37.9"
Longitude: 80° 04' 49.1"
Datum: WGS 84
Surf. Elev: N/A
Datum: N/A

Fine Data Summary

Total Sample Weight	64.594 grams
Total Fines in Sample	0.097 grams
Total Percent Fines	0.15 %

Dry Sieving Summary

Total Sample Weight	64.558 grams
Total Digested Weight	24.215 grams
Total Carbonate Weight	40.343 grams
Total Silica %	37.51 %
Total Carbonate %	62.49 %
Carbonate/Silica Ratio	1.666

General Comments:

None

Description

Worked By: M. Ladle

Pre-Digestion Grain Size Distribution

Onshore Grab Sample

Sample: BW-05-BB

Total Sample Mass: 64.558 grams

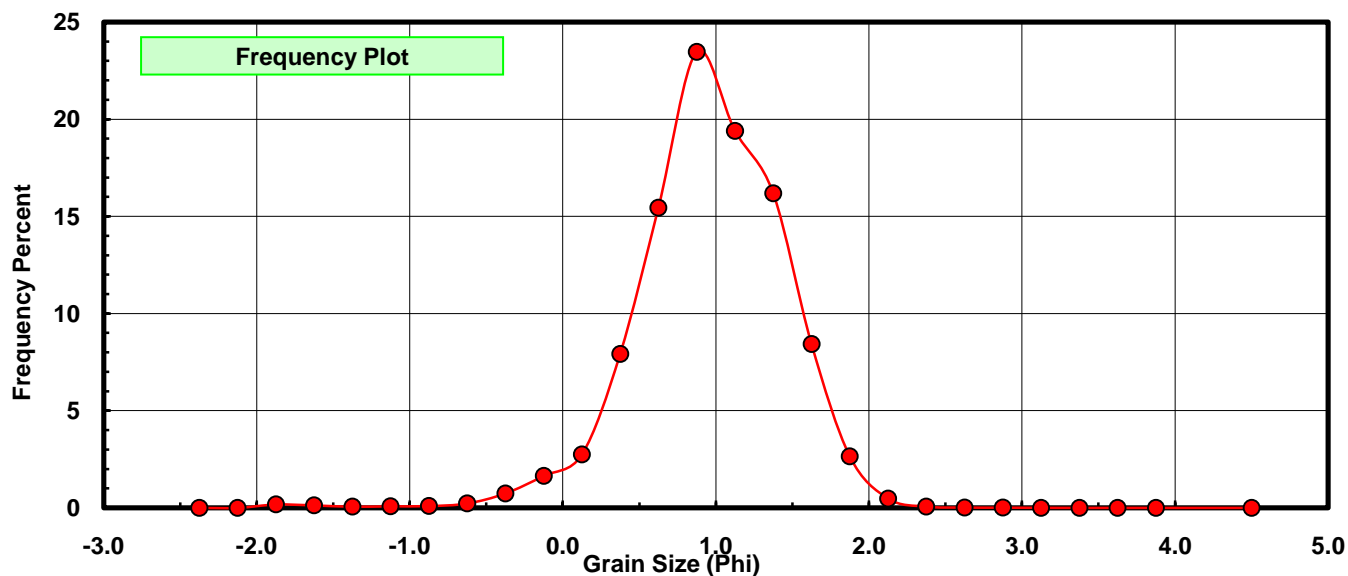
Sieve Size (phi)	Sieve Midpt (phi)	Weight (grams)	Freq Weight %	Cumulative Weight %
-2.25	-2.375	0.000	0.000	0.000
-2.00	-2.125	0.000	0.000	0.000
-1.75	-1.875	0.112	0.173	0.173
-1.50	-1.625	0.083	0.129	0.302
-1.25	-1.375	0.039	0.060	0.362
-1.00	-1.125	0.054	0.084	0.446
-0.75	-0.875	0.060	0.093	0.539
-0.50	-0.625	0.146	0.226	0.765
-0.25	-0.375	0.479	0.742	1.507
0.00	-0.125	1.064	1.648	3.155
0.25	0.125	1.771	2.743	5.899
0.50	0.375	5.111	7.917	13.815
0.75	0.625	9.973	15.448	29.264
1.00	0.875	15.150	23.467	52.731
1.25	1.125	12.528	19.406	72.137
1.50	1.375	10.452	16.190	88.327
1.75	1.625	5.445	8.434	96.761
2.00	1.875	1.714	2.655	99.416
2.25	2.125	0.312	0.483	99.899
2.50	2.375	0.043	0.067	99.966
2.75	2.625	0.011	0.017	99.983
3.00	2.875	0.008	0.012	99.995
3.25	3.125	0.003	0.005	100.000
3.50	3.375	0.000	0.000	100.000
3.75	3.625	0.000	0.000	100.000
4.00	3.875	0.000	0.000	100.000
5.00	4.50	0.000	0.000	100.000

Statistical Results			
Mean:	0.9614	phi	(0.5136 mm)
Standard Dev:	0.4916	phi-units	(0.7113 mm)
Skewness:	-0.8551	dimensionless	
Kurtosis:	6.1797	dimensionless	
5th Moment:	-21.4889	dimensionless	
6th Moment:	119.8561	dimensionless	
RARD *	0.5113	dimensionless	
Median	0.8459	phi	(0.5564 mm)

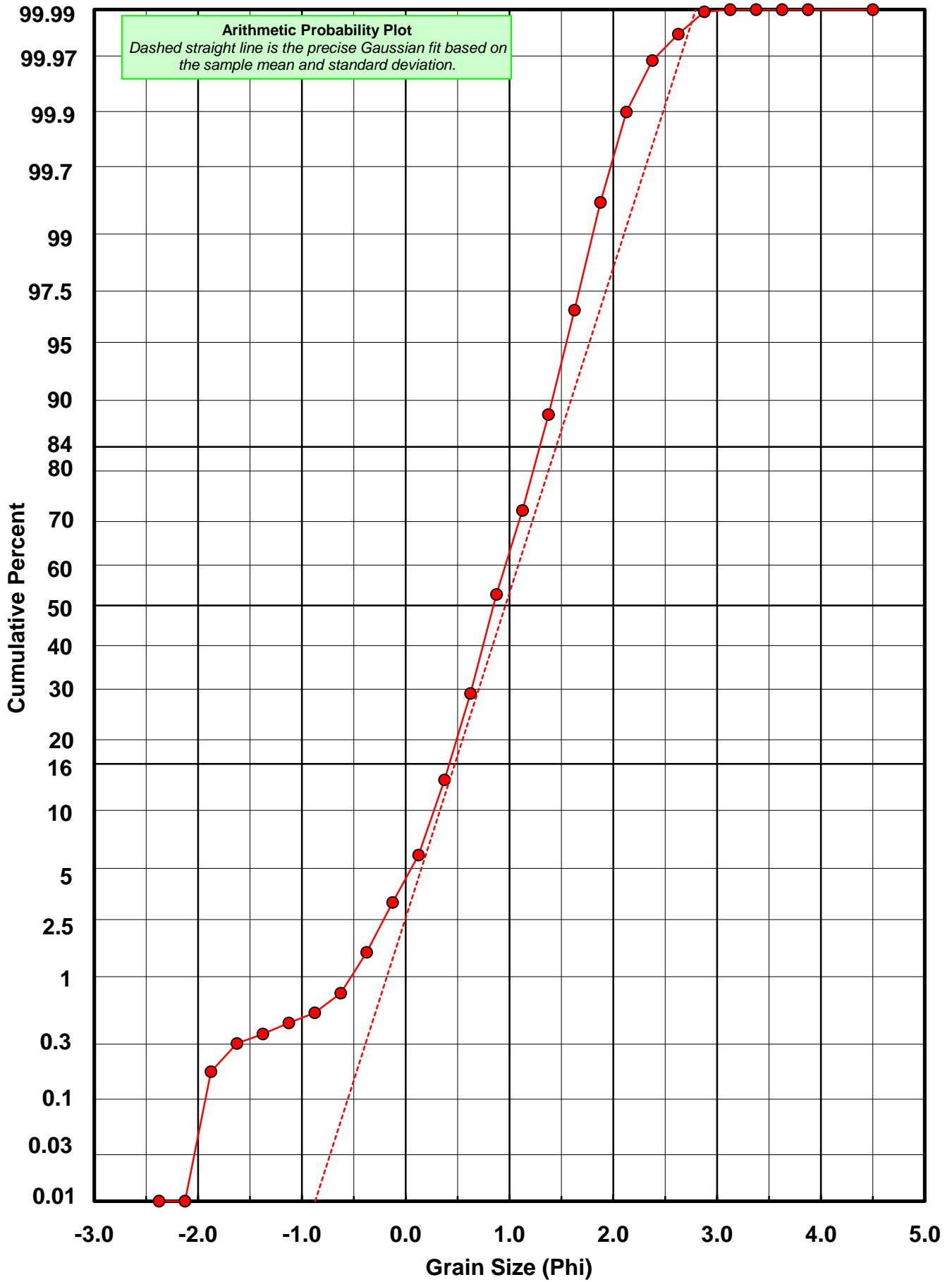
* RARD = reciprocal absolute relative dispersion (see below)

Statistical Explanation
Calculations based on the Method of Moments
Skewness: 3rd Stand. Moment; Exact Gaussian = 0.0
Kurtosis: 4th Stand. Moment; Exact Gaussian = 3.0
For Further Explanation, See Basille et al. 2002
Millimeter data calculated by $mm = 2^{(-\phi)}$

Reciprocal Absolute Relative Dispersion (RARD) Scale	
< 0.5	Excellent homogeneity (e.g., beaches)
0.5 to 1.0	Good homogeneity
1.0 to 1.33	Fair homogeneity
> 1.33	Poor homogeneity (e.g., glacial)



BW-05-BB



Carbonate Grain Size Distribution

Onshore Grab Sample

Sample: BW-05-BB

Total Carbonate Mass: 40.430 grams

% Carbonate: 62.5 %

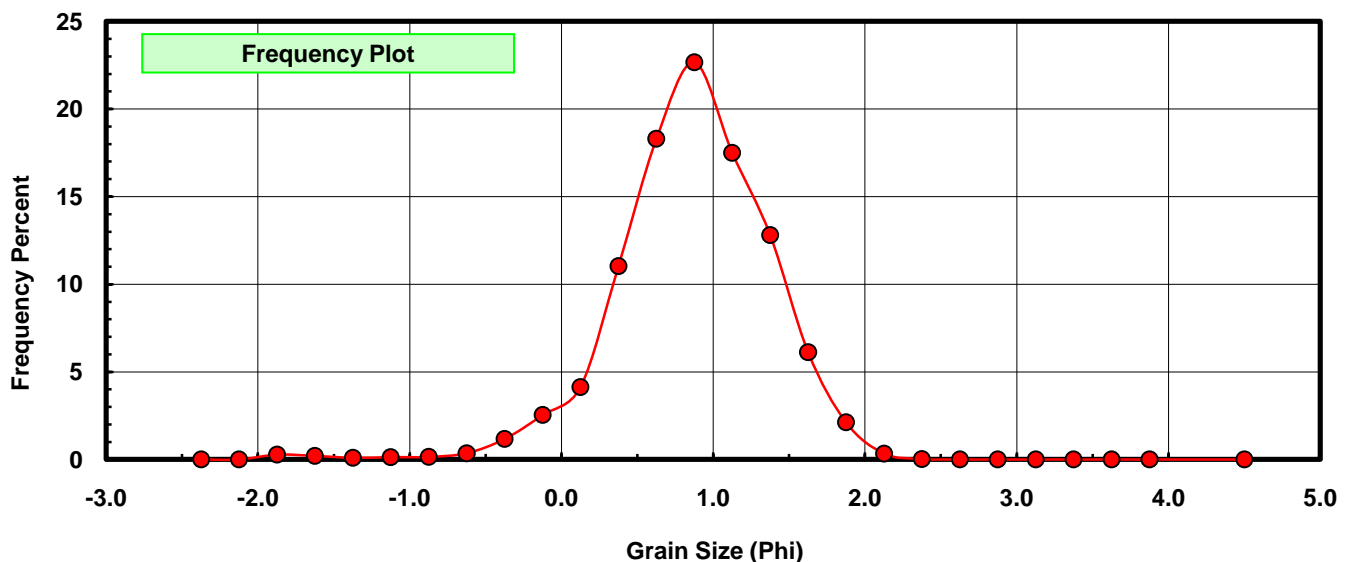
Sieve Size (phi)	Sieve Midpt (phi)	Weight (grams)	Freq Weight %	Cumulative Weight %
-2.25	-2.375	0.000	0.000	0.000
-2.00	-2.125	0.000	0.000	0.000
-1.75	-1.875	0.112	0.277	0.277
-1.50	-1.625	0.083	0.205	0.482
-1.25	-1.375	0.039	0.096	0.579
-1.00	-1.125	0.054	0.134	0.712
-0.75	-0.875	0.060	0.148	0.861
-0.50	-0.625	0.146	0.361	1.222
-0.25	-0.375	0.473	1.170	2.392
0.00	-0.125	1.027	2.540	4.932
0.25	0.125	1.672	4.136	9.068
0.50	0.375	4.464	11.041	20.109
0.75	0.625	7.398	18.298	38.407
1.00	0.875	9.167	22.674	61.081
1.25	1.125	7.076	17.502	78.583
1.50	1.375	5.179	12.810	91.393
1.75	1.625	2.474	6.119	97.512
2.00	1.875	0.857	2.120	99.631
2.25	2.125	0.137	0.339	99.970
2.50	2.375	0.012	0.030	100.000
2.75	2.625	0.000	0.000	100.000
3.00	2.875	0.000	0.000	100.000
3.25	3.125	0.000	0.000	100.000
3.50	3.375	0.000	0.000	100.000
3.75	3.625	0.000	0.000	100.000
4.00	3.875	0.000	0.000	100.000
5.00	4.500	0.000	0.000	100.000

Statistical Results			
Mean:	0.8570	phi	(0.5521 mm)
Standard Dev:	0.5231	phi-units	(0.6959 mm)
Skewness:	-0.9029	dimensionless	
Kurtosis:	6.0385	dimensionless	
5th Moment:	-20.1084	dimensionless	
6th Moment:	101.9831	dimensionless	
RARD *	0.6104	dimensionless	
Median	0.7528	phi	(0.5934 mm)

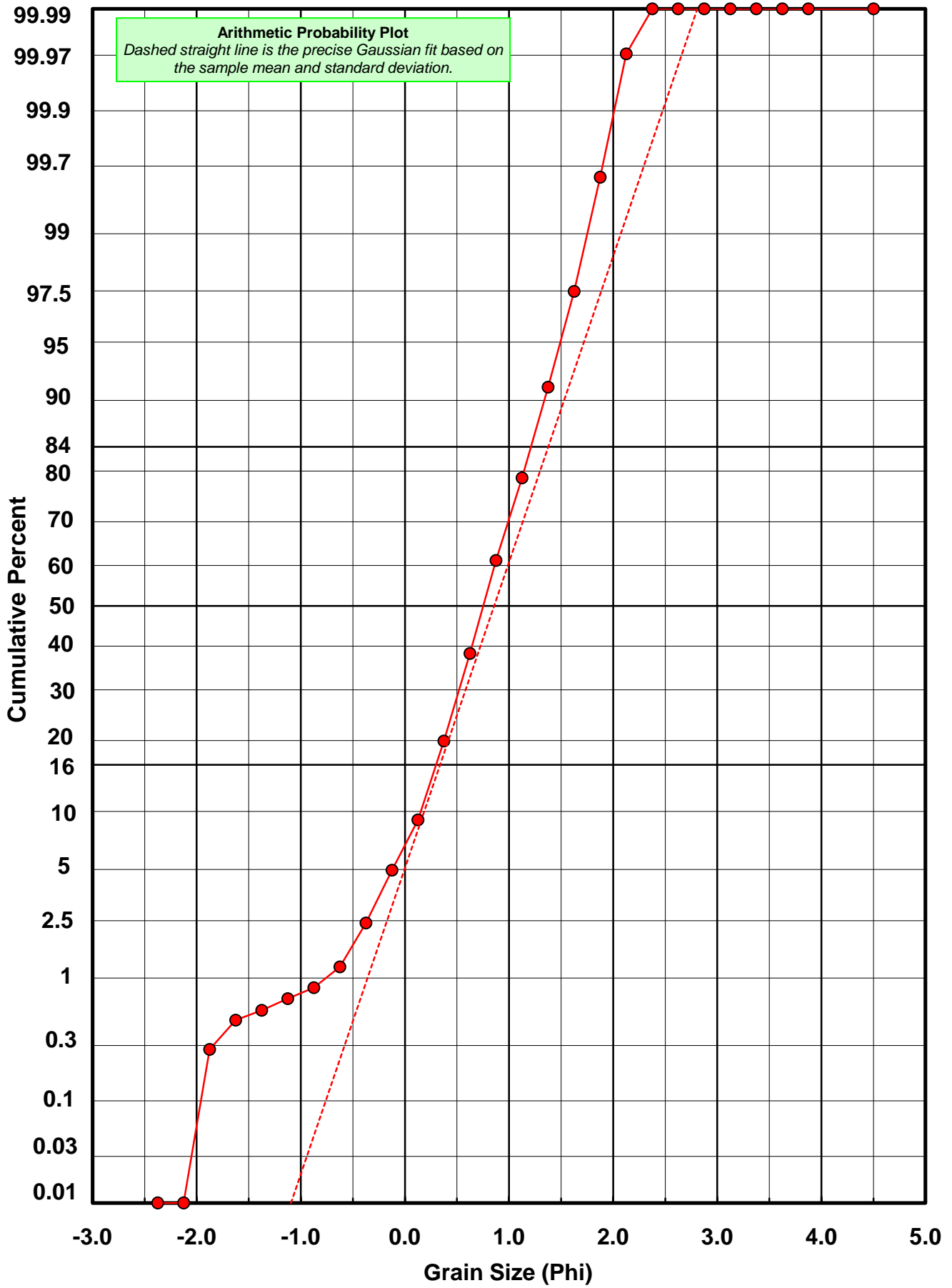
* RARD = reciprocal absolute relative dispersion (see below)

Statistical Explanation	
Calculations based on the Method of Moments	
Skewness: 3rd Stand. Moment; Exact Gaussian = 0.0	
Kurtosis: 4th Stand. Moment; Exact Gaussian = 3.0	
For Further Explanation, See Basille et al. 2002	
Millimeter data calculated by $mm = 2^{(-\phi)}$	

Reciprocal Absolute Relative Dispersion (RARD) Scale	
< 0.5	Excellent homogeneity (e.g., beaches)
0.5 to 1.0	Good homogeneity
1.0 to 1.33	Fair homogeneity
> 1.33	Poor homogeneity (e.g., glacial)



BW-05-BB



Post-Digestion Grain Size Distribution

Onshore Grab Sample

Sample: BW-05-BB

Total Digested Mass: 24.215 grams

% Silica: 37.5 %

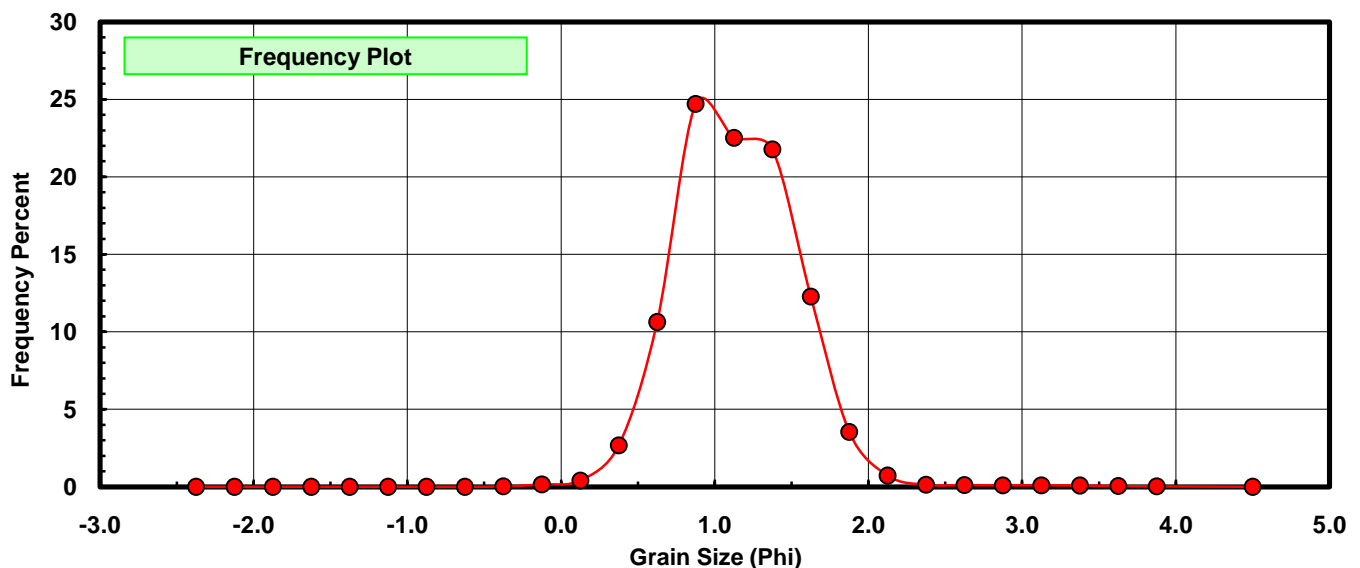
Sieve Size (phi)	Sieve Midpt (phi)	Weight (grams)	Freq Weight %	Cumulative Weight %
-2.25	-2.375	0.000	0.000	0.000
-2.00	-2.125	0.000	0.000	0.000
-1.75	-1.875	0.000	0.000	0.000
-1.50	-1.625	0.000	0.000	0.000
-1.25	-1.375	0.000	0.000	0.000
-1.00	-1.125	0.000	0.000	0.000
-0.75	-0.875	0.000	0.000	0.000
-0.50	-0.625	0.000	0.000	0.000
-0.25	-0.375	0.006	0.025	0.025
0.00	-0.125	0.037	0.153	0.178
0.25	0.125	0.099	0.409	0.586
0.50	0.375	0.647	2.672	3.258
0.75	0.625	2.575	10.634	13.892
1.00	0.875	5.983	24.708	38.600
1.25	1.125	5.452	22.515	61.115
1.50	1.375	5.273	21.776	82.891
1.75	1.625	2.971	12.269	95.160
2.00	1.875	0.857	3.539	98.699
2.25	2.125	0.175	0.723	99.422
2.50	2.375	0.031	0.128	99.550
2.75	2.625	0.026	0.107	99.657
3.00	2.875	0.023	0.095	99.752
3.25	3.125	0.023	0.095	99.847
3.50	3.375	0.020	0.083	99.930
3.75	3.625	0.011	0.045	99.975
4.00	3.875	0.006	0.025	100.000
5.00	4.500	0.000	0.000	100.000

Statistical Results			
Mean:	1.1437	phi	(0.4526 mm)
Standard Dev:	0.4023	phi-units	(0.7566 mm)
Skewness:	0.5821	dimensionless	
Kurtosis:	5.3666	dimensionless	
5th Moment:	17.3600	dimensionless	
6th Moment:	109.4029	dimensionless	
RARD *	0.3518	dimensionless	
Median	1.0016	phi	(0.4995 mm)

* RARD = reciprocal absolute relative dispersion (see below)

Statistical Explanation	
Calculations based on the Method of Moments	
Skewness: 3rd Stand. Moment; Exact Gaussian = 0.0	
Kurtosis: 4th Stand. Moment; Exact Gaussian = 3.0	
For Further Explanation, See Basille et al. 2002	
Millimeter data calculated by $mm = 2^{(-\phi)}$	

Reciprocal Absolute Relative Dispersion (RARD) Scale	
< 0.5	Excellent homogeneity (e.g., beaches)
0.5 to 1.0	Good homogeneity
1.0 to 1.33	Fair homogeneity
> 1.33	Poor homogeneity (e.g., glacial)



BW-05-BB

