

Onshore Grab Sample

Sample: BW-03
Sample Taken By: D. Phelps
Sample Collected On: 1/27/09
Splits? N/A

County: Broward
Latitude: 26° 17' 16.9"
Longitude: 80° 04' 41.4"
Datum: WGS 84
Surf. Elev: N/A
Datum: N/A

Fine Data Summary

Total Sample Weight	68.799 grams
Total Fines in Sample	0.217 grams
Total Percent Fines	0.31 %

Dry Sieving Summary

Total Sample Weight	68.690 grams
Total Digested Weight	24.566 grams
Total Carbonate Weight	44.124 grams
Total Silica %	35.76 %
Total Carbonate %	64.24 %
Carbonate/Silica Ratio	1.796

General Comments:

None

Description

Worked By: M. Ladle

Pre-Digestion Grain Size Distribution

Onshore Grab Sample

Sample: BW-03

Total Sample Mass: 68.690 grams

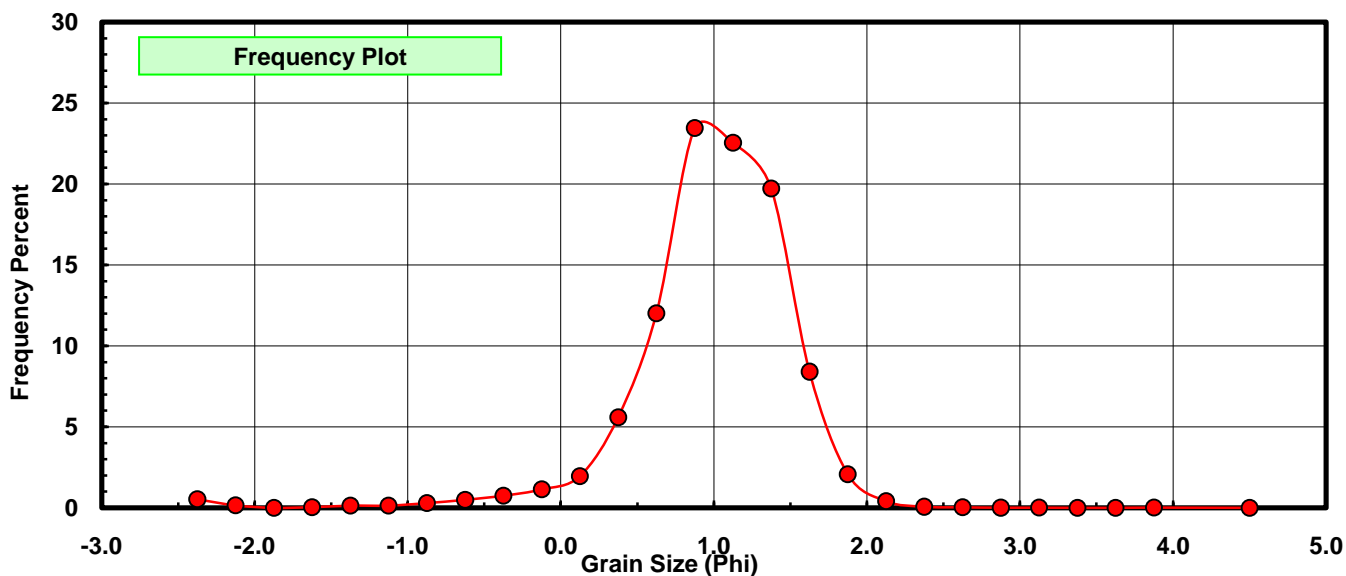
Sieve Size (phi)	Sieve Midpt (phi)	Weight (grams)	Freq Weight %	Cumulative Weight %
-2.25	-2.375	0.362	0.527	0.527
-2.00	-2.125	0.105	0.153	0.680
-1.75	-1.875	0.000	0.000	0.680
-1.50	-1.625	0.028	0.041	0.721
-1.25	-1.375	0.092	0.134	0.855
-1.00	-1.125	0.094	0.137	0.991
-0.75	-0.875	0.201	0.293	1.284
-0.50	-0.625	0.340	0.495	1.779
-0.25	-0.375	0.515	0.750	2.529
0.00	-0.125	0.782	1.138	3.667
0.25	0.125	1.348	1.962	5.630
0.50	0.375	3.843	5.595	11.224
0.75	0.625	8.255	12.018	23.242
1.00	0.875	16.109	23.452	46.694
1.25	1.125	15.485	22.543	69.237
1.50	1.375	13.550	19.726	88.963
1.75	1.625	5.776	8.409	97.372
2.00	1.875	1.431	2.083	99.456
2.25	2.125	0.283	0.412	99.868
2.50	2.375	0.047	0.068	99.936
2.75	2.625	0.021	0.031	99.967
3.00	2.875	0.006	0.009	99.975
3.25	3.125	0.007	0.010	99.985
3.50	3.375	0.000	0.000	99.985
3.75	3.625	0.000	0.000	99.985
4.00	3.875	0.010	0.015	100.000
5.00	4.50	0.000	0.000	100.000

Statistical Results			
Mean:	0.9869	phi	(0.5046 mm)
Standard Dev:	0.5425	phi-units	(0.6866 mm)
Skewness:	-2.0769	dimensionless	
Kurtosis:	12.8078	dimensionless	
5th Moment:	-65.4276	dimensionless	
6th Moment:	394.1335	dimensionless	
RARD *	0.5497	dimensionless	
Median	0.9117	phi	(0.5316 mm)

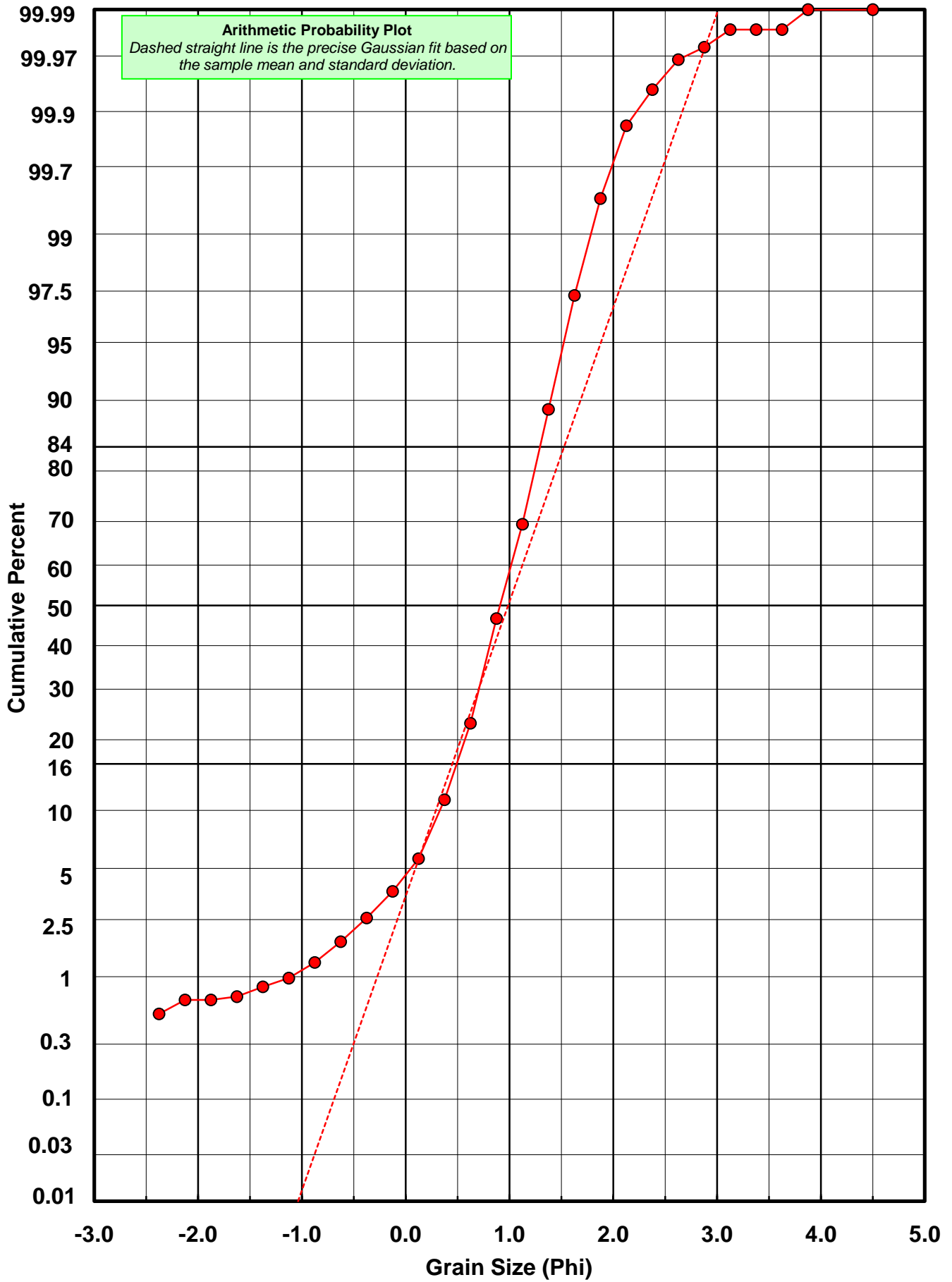
* RARD = reciprocal absolute relative dispersion (see below)

Statistical Explanation	
Calculations based on the Method of Moments	
Skewness: 3rd Stand. Moment; Exact Gaussian = 0.0	
Kurtosis: 4th Stand. Moment; Exact Gaussian = 3.0	
For Further Explanation, See Basille et al. 2002	
Millimeter data calculated by $mm = 2^{(-phi)}$	

Reciprocal Absolute Relative Dispersion (RARD) Scale	
< 0.5	Excellent homogeneity (e.g., beaches)
0.5 to 1.0	Good homogeneity
1.0 to 1.33	Fair homogeneity
> 1.33	Poor homogeneity (e.g., glacial)



BW-03



Carbonate Grain Size Distribution

Onshore Grab Sample

Sample: BW-03

Total Carbonate Mass: 44.200 grams

% Carbonate: 64.2 %

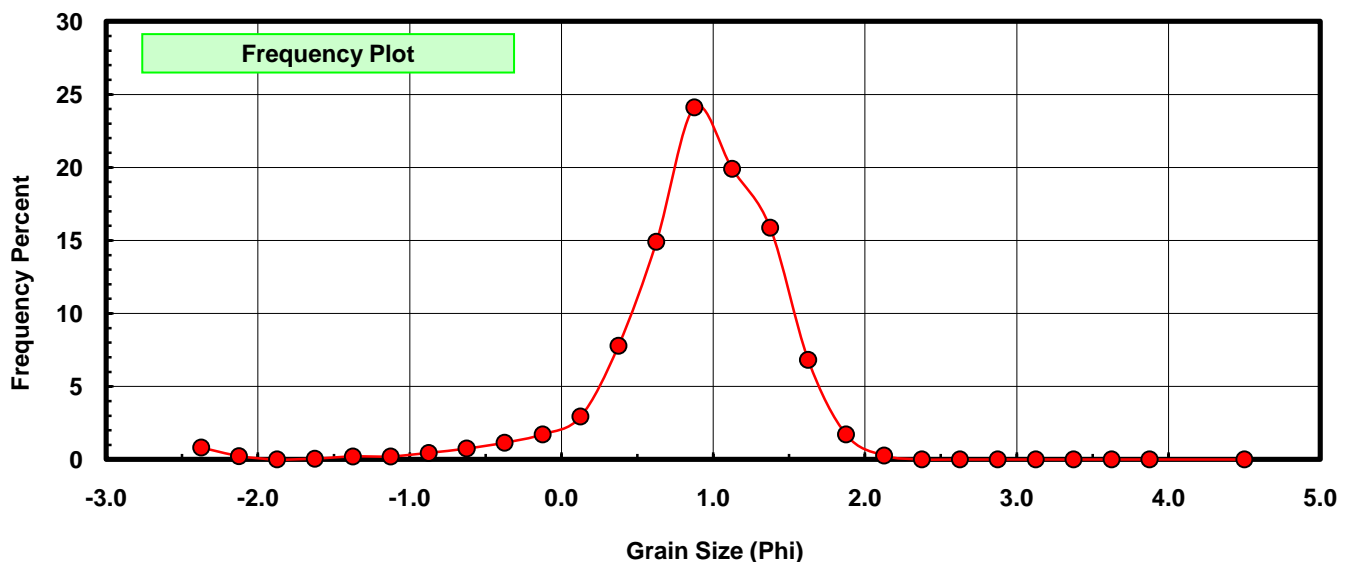
Sieve Size (phi)	Sieve Midpt (phi)	Weight (grams)	Freq Weight %	Cumulative Weight %
-2.25	-2.375	0.362	0.819	0.819
-2.00	-2.125	0.105	0.238	1.057
-1.75	-1.875	0.000	0.000	1.057
-1.50	-1.625	0.028	0.063	1.120
-1.25	-1.375	0.092	0.208	1.328
-1.00	-1.125	0.094	0.213	1.541
-0.75	-0.875	0.201	0.455	1.995
-0.50	-0.625	0.331	0.749	2.744
-0.25	-0.375	0.510	1.154	3.898
0.00	-0.125	0.762	1.724	5.622
0.25	0.125	1.298	2.937	8.559
0.50	0.375	3.443	7.790	16.348
0.75	0.625	6.586	14.900	31.249
1.00	0.875	10.662	24.122	55.371
1.25	1.125	8.801	19.912	75.283
1.50	1.375	7.020	15.882	91.165
1.75	1.625	3.021	6.835	98.000
2.00	1.875	0.758	1.715	99.715
2.25	2.125	0.121	0.274	99.989
2.50	2.375	0.005	0.011	100.000
2.75	2.625	0.000	0.000	100.000
3.00	2.875	0.000	0.000	100.000
3.25	3.125	0.000	0.000	100.000
3.50	3.375	0.000	0.000	100.000
3.75	3.625	0.000	0.000	100.000
4.00	3.875	0.000	0.000	100.000
5.00	4.500	0.000	0.000	100.000

Statistical Results			
Mean:	0.8829	phi	(0.5423 mm)
Standard Dev:	0.6022	phi-units	(0.6587 mm)
Skewness:	-2.0775	dimensionless	
Kurtosis:	11.1204	dimensionless	
5th Moment:	-51.6504	dimensionless	
6th Moment:	267.2298	dimensionless	
RARD *	0.6821	dimensionless	
Median	0.8193	phi	(0.5667 mm)

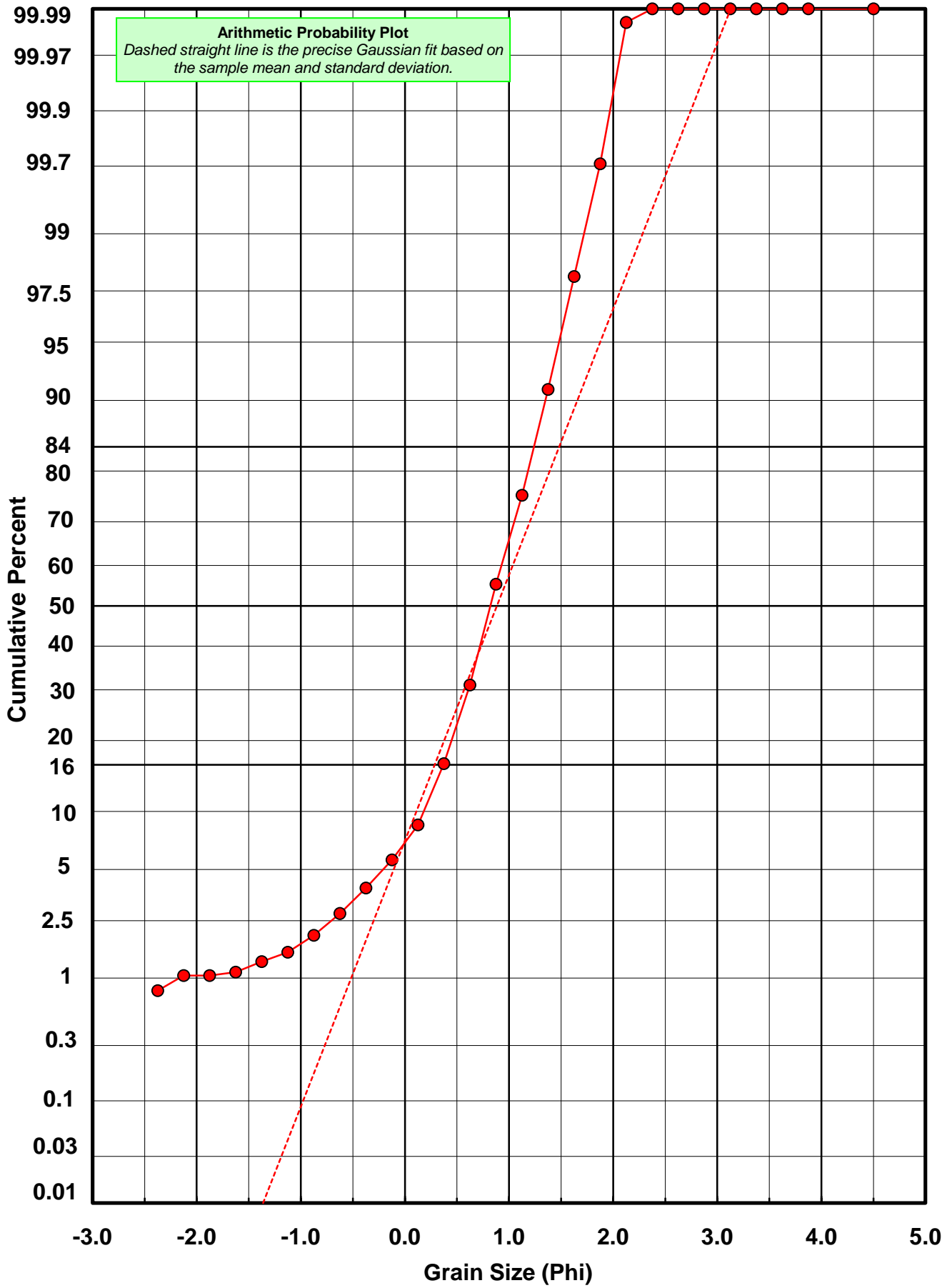
* RARD = reciprocal absolute relative dispersion (see below)

Statistical Explanation	
Calculations based on the Method of Moments	
Skewness: 3rd Stand. Moment; Exact Gaussian = 0.0	
Kurtosis: 4th Stand. Moment; Exact Gaussian = 3.0	
For Further Explanation, See Basille et al. 2002	
Millimeter data calculated by $mm = 2^{(-\phi)}$	

Reciprocal Absolute Relative Dispersion (RARD) Scale	
< 0.5	Excellent homogeneity (e.g., beaches)
0.5 to 1.0	Good homogeneity
1.0 to 1.33	Fair homogeneity
> 1.33	Poor homogeneity (e.g., glacial)



BW-03



Post-Digestion Grain Size Distribution

Onshore Grab Sample

Sample: BW-03

Total Digested Mass: 24.566 grams

% Silica: 35.8 %

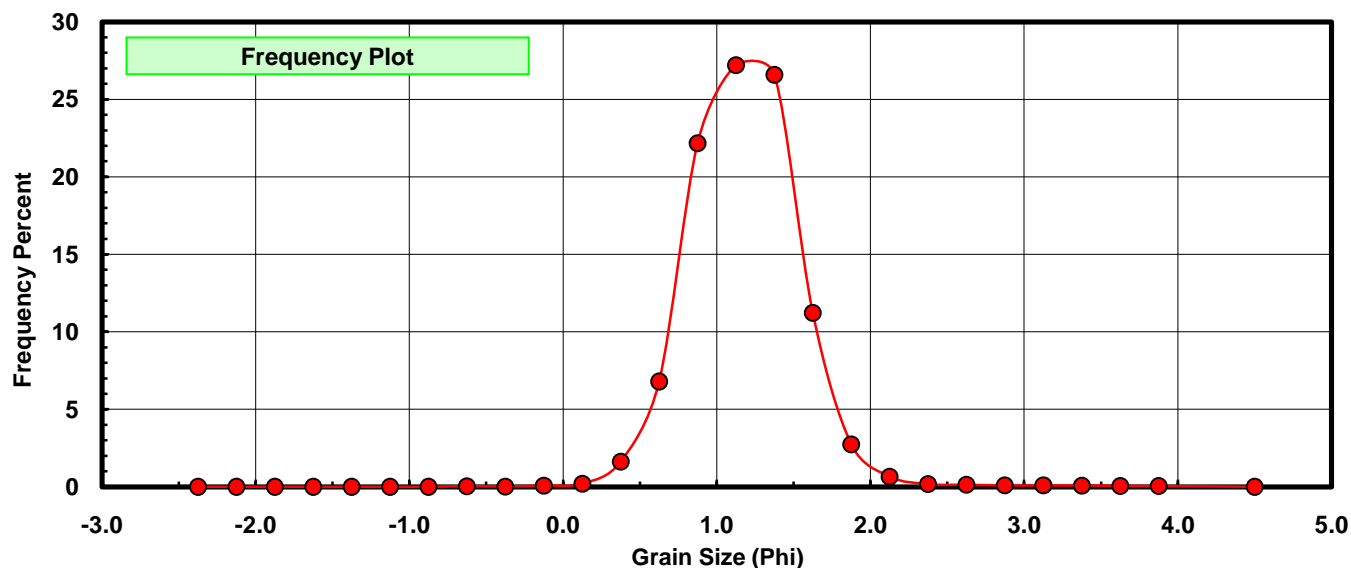
Sieve Size (phi)	Sieve Midpt (phi)	Weight (grams)	Freq Weight %	Cumulative Weight %
-2.25	-2.375	0.000	0.000	0.000
-2.00	-2.125	0.000	0.000	0.000
-1.75	-1.875	0.000	0.000	0.000
-1.50	-1.625	0.000	0.000	0.000
-1.25	-1.375	0.000	0.000	0.000
-1.00	-1.125	0.000	0.000	0.000
-0.75	-0.875	0.000	0.000	0.000
-0.50	-0.625	0.009	0.037	0.037
-0.25	-0.375	0.005	0.020	0.057
0.00	-0.125	0.020	0.081	0.138
0.25	0.125	0.050	0.204	0.342
0.50	0.375	0.400	1.628	1.970
0.75	0.625	1.669	6.794	8.764
1.00	0.875	5.447	22.173	30.937
1.25	1.125	6.684	27.208	58.145
1.50	1.375	6.530	26.581	84.727
1.75	1.625	2.755	11.215	95.942
2.00	1.875	0.673	2.740	98.681
2.25	2.125	0.162	0.659	99.341
2.50	2.375	0.042	0.171	99.512
2.75	2.625	0.031	0.126	99.638
3.00	2.875	0.022	0.090	99.727
3.25	3.125	0.021	0.085	99.813
3.50	3.375	0.020	0.081	99.894
3.75	3.625	0.015	0.061	99.955
4.00	3.875	0.011	0.045	100.000
5.00	4.500	0.000	0.000	100.000

Statistical Results			
Mean:	1.1810	phi	(0.4411 mm)
Standard Dev:	0.3701	phi-units	(0.7737 mm)
Skewness:	0.7474	dimensionless	
Kurtosis:	7.4669	dimensionless	
5th Moment:	29.0365	dimensionless	
6th Moment:	208.2679	dimensionless	
RARD *	0.3134	dimensionless	
Median	1.0502	phi	(0.4829 mm)

* RARD = reciprocal absolute relative dispersion (see below)

Statistical Explanation	
Calculations based on the Method of Moments	
Skewness: 3rd Stand. Moment; Exact Gaussian = 0.0	
Kurtosis: 4th Stand. Moment; Exact Gaussian = 3.0	
For Further Explanation, See Basille et al. 2002	
Millimeter data calculated by $mm = 2^{(-\phi)}$	

Reciprocal Absolute Relative Dispersion (RARD) Scale	
< 0.5	Excellent homogeneity (e.g., beaches)
0.5 to 1.0	Good homogeneity
1.0 to 1.33	Fair homogeneity
> 1.33	Poor homogeneity (e.g., glacial)



BW-03

