

Onshore Grab Sample

Sample: VO-57-SS
Sample Taken By: J. Ladner
Sample Collected On: 12/3/03
Splits? Yes

County: Volusia
Latitude: 28° 47' 40.02"
Longitude: 80° 44' 06.66"
Datum: NAD 83
Surf. Elev: N/A
Datum: N/A

Fine Data Summary

Total Sample Weight 80.585 grams
Total Fines in Sample 0.848 grams
Total Percent Fines 1.04 %

Dry Sieving Summary

Total Sample Weight 79.904 grams
Total Digested Weight 39.881 grams
Total Carbonate Weight 40.023 grams
Total Silica % 49.91 %
Total Carbonate % 50.09 %
Carbonate/Silica Ratio 1.004

General Comments:

None

Description

Worked By: M. Lachance

Pre-Digestion Grain Size Distribution

Onshore Grab Sample

Sample: VO-57-SS

Total Sample Mass: 79.904 grams

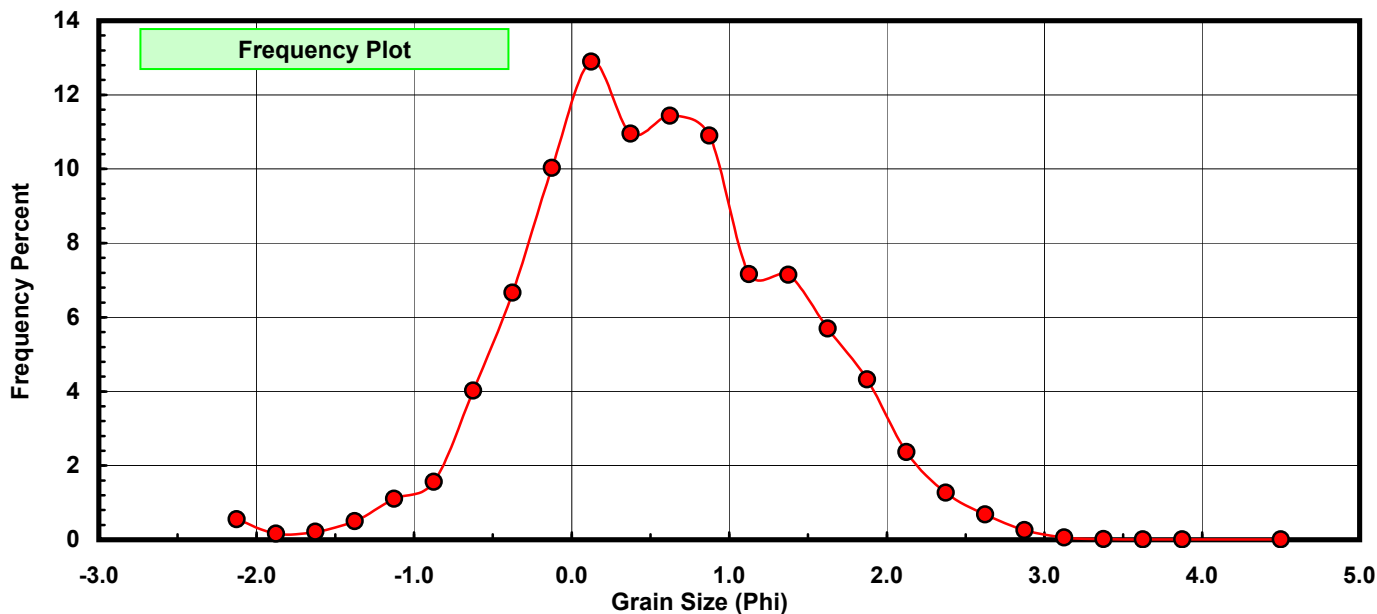
Sieve Size (phi)	Sieve Midpt (phi)	Weight (grams)	Freq Weight %	Cumulative Weight %
-2.00	-2.125	0.444	0.556	0.556
-1.75	-1.875	0.134	0.168	0.723
-1.50	-1.625	0.172	0.215	0.939
-1.25	-1.375	0.399	0.499	1.438
-1.00	-1.125	0.881	1.103	2.541
-0.75	-0.875	1.248	1.562	4.102
-0.50	-0.625	3.212	4.020	8.122
-0.25	-0.375	5.322	6.660	14.783
0.00	-0.125	8.014	10.030	24.812
0.25	0.125	10.301	12.892	37.704
0.50	0.375	8.750	10.951	48.655
0.75	0.625	9.136	11.434	60.088
1.00	0.875	8.710	10.901	70.989
1.25	1.125	5.725	7.165	78.154
1.50	1.375	5.710	7.146	85.300
1.75	1.625	4.555	5.701	91.000
2.00	1.875	3.455	4.324	95.324
2.25	2.125	1.887	2.362	97.686
2.50	2.375	1.012	1.267	98.952
2.75	2.625	0.546	0.683	99.636
3.00	2.875	0.206	0.258	99.894
3.25	3.125	0.051	0.064	99.957
3.50	3.375	0.012	0.015	99.972
3.75	3.625	0.007	0.009	99.981
4.00	3.875	0.007	0.009	99.990
5.00	4.500	0.008	0.010	100.000

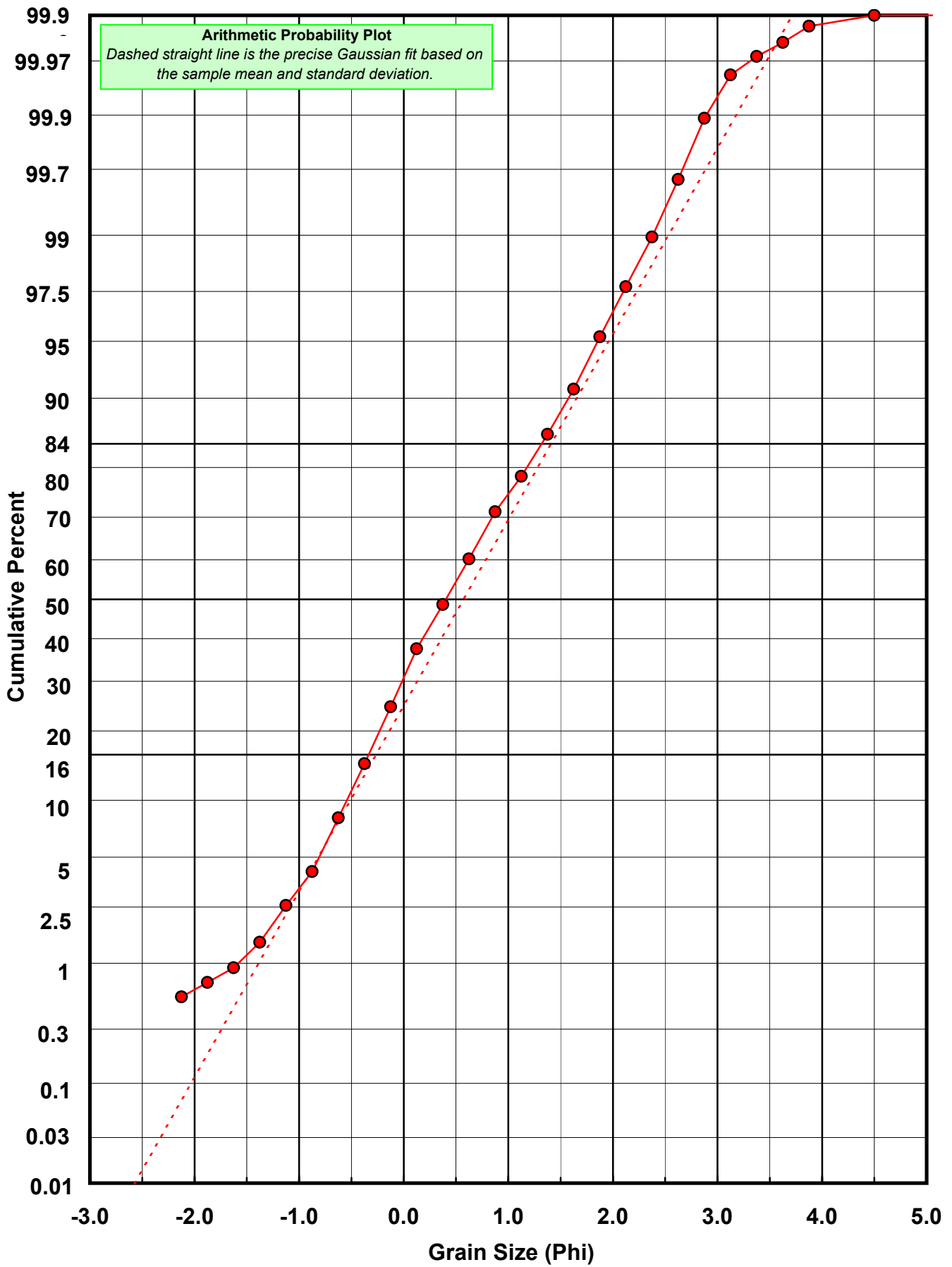
Statistical Results			
Mean:	0.5718	phi	(0.6728 mm)
Standard Dev:	0.8446	phi-units	(0.5568 mm)
Skewness:	0.0462	dimensionless	
Kurtosis:	3.1366	dimensionless	
5th Moment:	-0.5404	dimensionless	
6th Moment:	17.7738	dimensionless	
RARD *	1.4772	dimensionless	
Median	0.4044	phi	(0.7555 mm)

* RARD = reciprocal absolute relative dispersion (see below)

Statistical Explanation	
Calculations based on the Method of Moments	
Skewness: 3rd Stand. Moment; Exact Gaussian = 0.0	
Kurtosis: 4th Stand. Moment; Exact Gaussian = 3.0	
For Further Explanation, See Calculation Sheets	
Millimeter data calculated by $mm = 2^{(-\phi)}$	

Reciprocal Absolute Relative Dispersion (RARD) Scale	
< 0.5	Excellent homogeneity (e.g., beaches)
0.5 to 1.0	Good homogeneity
1.0 to 1.33	Fair homogeneity
> 1.33	Poor homogeneity (e.g., glacial)





Carbonate Grain Size Distribution

Onshore Grab Sample

Sample: VO-57-SS

Total Carbonate Mass: 40.083 grams

% Carbonate: 50.1 %

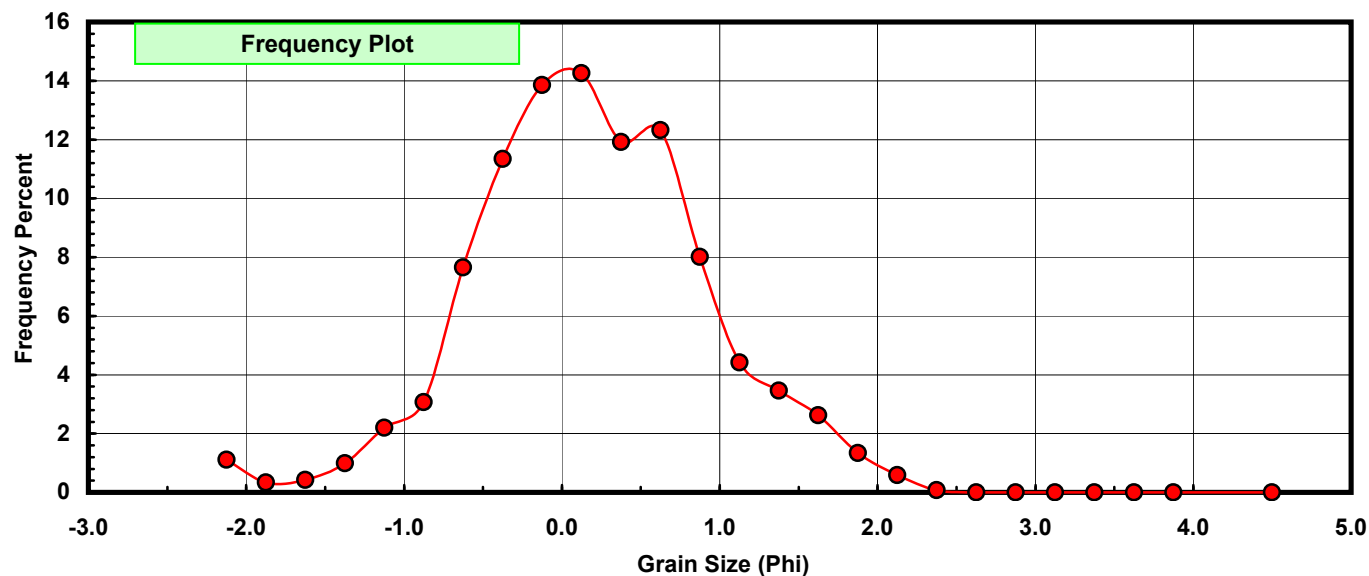
Sieve Size (phi)	Sieve Midpt (phi)	Weight (grams)	Freq Weight %	Cumulative Weight %
-2.00	-2.125	0.444	1.108	1.108
-1.75	-1.875	0.134	0.334	1.442
-1.50	-1.625	0.172	0.429	1.871
-1.25	-1.375	0.399	0.995	2.867
-1.00	-1.125	0.881	2.198	5.064
-0.75	-0.875	1.231	3.071	8.136
-0.50	-0.625	3.069	7.657	15.792
-0.25	-0.375	4.546	11.341	27.134
0.00	-0.125	5.553	13.854	40.987
0.25	0.125	5.717	14.263	55.250
0.50	0.375	4.778	11.920	67.171
0.75	0.625	4.937	12.317	79.488
1.00	0.875	3.210	8.008	87.496
1.25	1.125	1.770	4.416	91.912
1.50	1.375	1.387	3.460	95.372
1.75	1.625	1.053	2.627	97.999
2.00	1.875	0.535	1.335	99.334
2.25	2.125	0.234	0.584	99.918
2.50	2.375	0.031	0.077	99.995
2.75	2.625	0.000	0.000	99.995
3.00	2.875	0.000	0.000	99.995
3.25	3.125	0.000	0.000	99.995
3.50	3.375	0.000	0.000	99.995
3.75	3.625	0.000	0.000	99.995
4.00	3.875	0.002	0.005	100.000
5.00	4.500	0.000	0.000	100.000

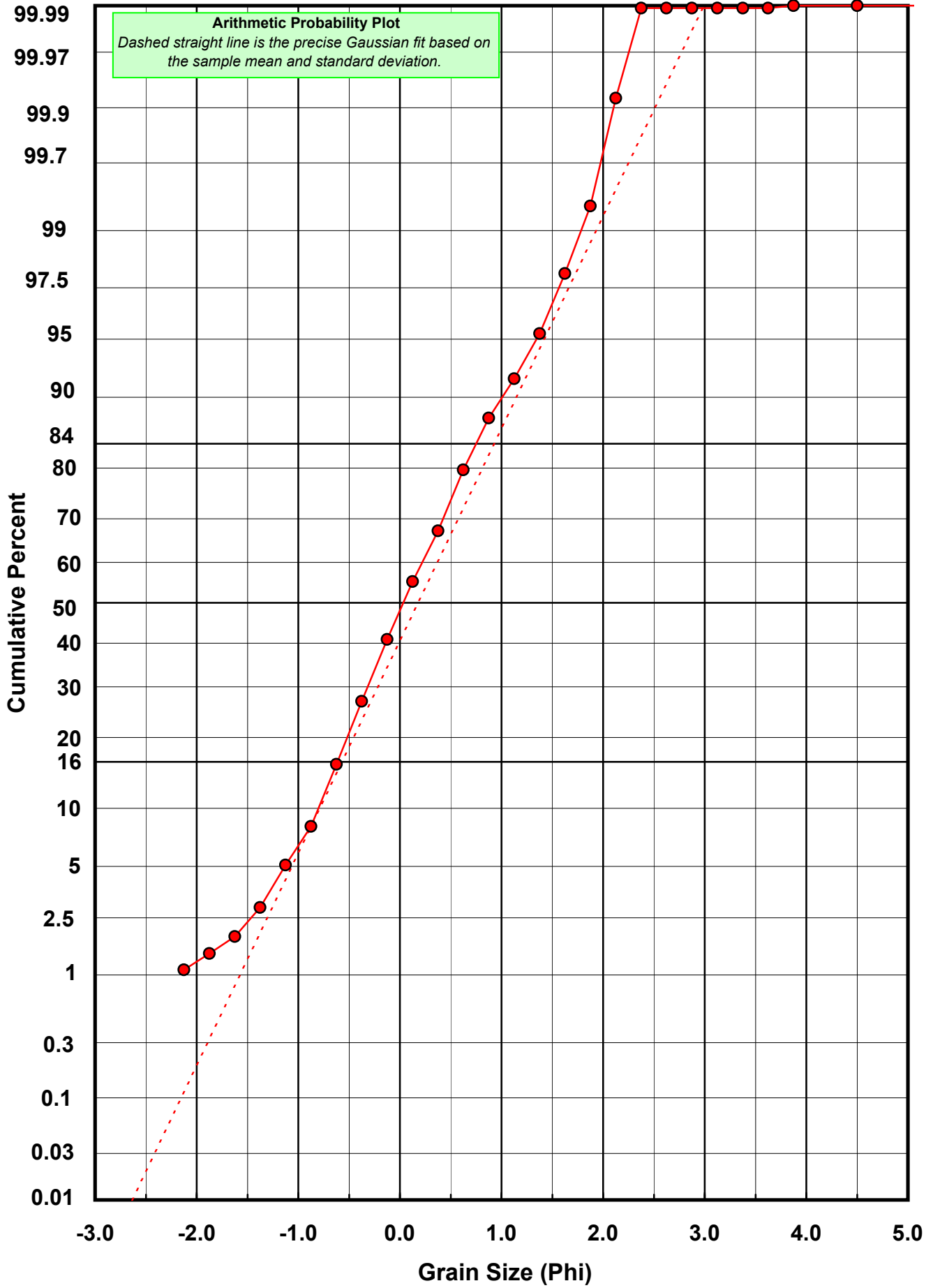
Statistical Results			
Mean:	0.1792	phi	(0.8832 mm)
Standard Dev:	0.7556	phi-units	(0.5923 mm)
Skewness:	-0.0984	dimensionless	
Kurtosis:	3.4199	dimensionless	
5th Moment:	-1.8575	dimensionless	
6th Moment:	19.8580	dimensionless	
RARD *	4.2158	dimensionless	
Median	0.0330	phi	(0.9774 mm)

* RARD = reciprocal absolute relative dispersion (see below)

Statistical Explanation	
Calculations based on the Method of Moments	
Skewness: 3rd Stand. Moment; Exact Gaussian = 0.0	
Kurtosis: 4th Stand. Moment; Exact Gaussian = 3.0	
For Further Explanation, See Calculation Sheets	
Millimeter data calculated by $mm = 2^{(-phi)}$	

Reciprocal Absolute Relative Dispersion (RARD) Scale	
< 0.5	Excellent homogeneity (e.g., beaches)
0.5 to 1.0	Good homogeneity
1.0 to 1.33	Fair homogeneity
> 1.33	Poor homogeneity (e.g., glacial)





Post-Digestion Grain Size Distribution

Onshore Grab Sample

Sample: VO-57-SS

Total Digested Mass: 39.878 grams

% Silica: 49.9 %

Sieve Size (phi)	Sieve Midpt (phi)	Weight (grams)	Freq Weight %	Cumulative Weight %
-2.00	-2.125	0.000	0.000	0.000
-1.75	-1.875	0.000	0.000	0.000
-1.50	-1.625	0.000	0.000	0.000
-1.25	-1.375	0.000	0.000	0.000
-1.00	-1.125	0.000	0.000	0.000
-0.75	-0.875	0.017	0.043	0.043
-0.50	-0.625	0.143	0.359	0.401
-0.25	-0.375	0.776	1.946	2.347
0.00	-0.125	2.461	6.171	8.518
0.25	0.125	4.584	11.495	20.014
0.50	0.375	3.972	9.960	29.974
0.75	0.625	4.199	10.530	40.504
1.00	0.875	5.500	13.792	54.296
1.25	1.125	3.955	9.918	64.213
1.50	1.375	4.323	10.841	75.054
1.75	1.625	3.502	8.782	83.836
2.00	1.875	2.920	7.322	91.158
2.25	2.125	1.653	4.145	95.303
2.50	2.375	0.981	2.460	97.763
2.75	2.625	0.591	1.482	99.245
3.00	2.875	0.217	0.544	99.789
3.25	3.125	0.056	0.140	99.930
3.50	3.375	0.014	0.035	99.965
3.75	3.625	0.009	0.023	99.987
4.00	3.875	0.005	0.013	100.000
5.00	4.500	0.000	0.000	100.000

Statistical Results			
Mean:	0.9691	phi	(0.5108 mm)
Standard Dev:	0.7471	phi-units	(0.5958 mm)
Skewness:	0.2723	dimensionless	
Kurtosis:	2.4252	dimensionless	
5th Moment:	2.0392	dimensionless	
6th Moment:	9.4949	dimensionless	
RARD *	0.7708	dimensionless	
Median	0.7971	phi	(0.5755 mm)

* RARD = reciprocal absolute relative dispersion (see below)

Statistical Explanation	
Calculations based on the Method of Moments	
Skewness: 3rd Stand. Moment; Exact Gaussian = 0.0	
Kurtosis: 4th Stand. Moment; Exact Gaussian = 3.0	
For Further Explanation, See Calculation Sheets	
Millimeter data calculated by $mm = 2^{(-phi)}$	

Reciprocal Absolute Relative Dispersion (RARD) Scale	
< 0.5	Excellent homogeneity (e.g., beaches)
0.5 to 1.0	Good homogeneity
1.0 to 1.33	Fair homogeneity
> 1.33	Poor homogeneity (e.g., glacial)

