

Onshore Grab Sample

Sample: VO-54-SS
Sample Taken By: J. Ladner
Sample Collected On: 12/3/03
Splits? Yes

County: Volusia
Latitude: 28° 49' 22.74"
Longitude: 80° 45' 14.76"
Datum: NAD 83
Surf. Elev: N/A
Datum: N/A

Fine Data Summary

Total Sample Weight 89.781 grams
Total Fines in Sample 0.361 grams
Total Percent Fines 0.40 %

Dry Sieving Summary

Total Sample Weight 89.458 grams
Total Digested Weight 40.571 grams
Total Carbonate Weight 48.887 grams
Total Silica % 45.35 %
Total Carbonate % 54.65 %
Carbonate/Silica Ratio 1.205

General Comments:

None

Description

Worked By: M. Lachance

Pre-Digestion Grain Size Distribution

Onshore Grab Sample

Sample: VO-54-SS

Total Sample Mass: 89.458 grams

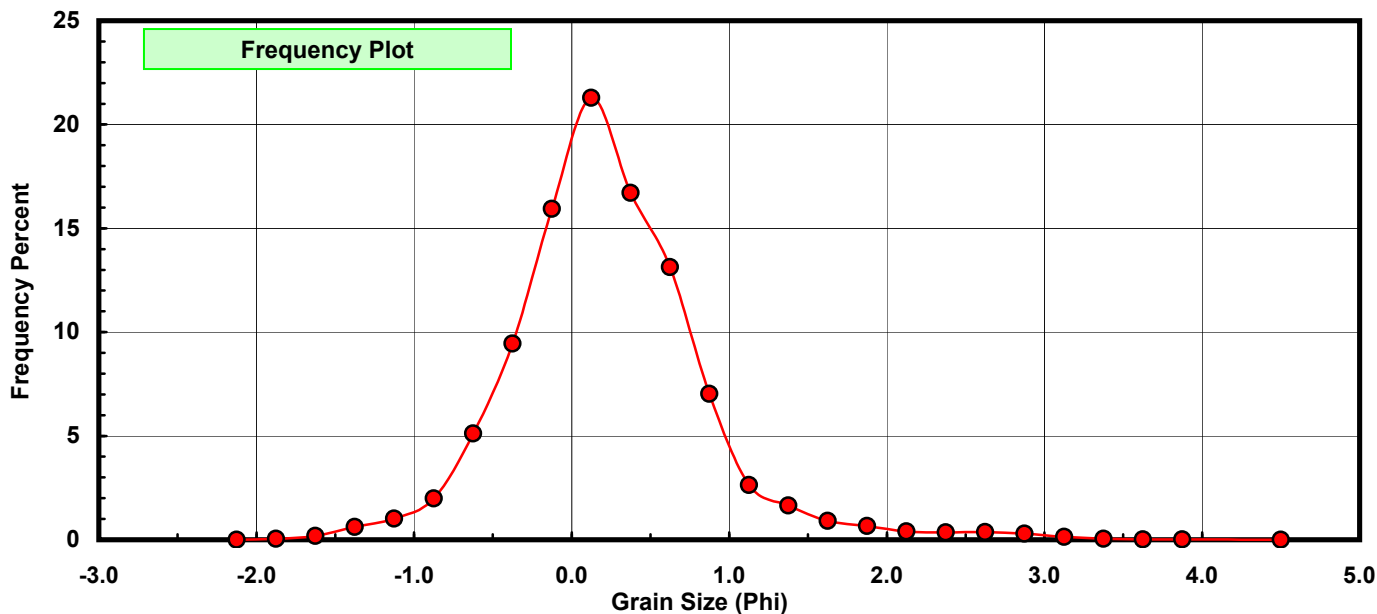
Sieve Size (phi)	Sieve Midpt (phi)	Weight (grams)	Freq Weight %	Cumulative Weight %
-2.00	-2.125	0.000	0.000	0.000
-1.75	-1.875	0.044	0.049	0.049
-1.50	-1.625	0.163	0.182	0.231
-1.25	-1.375	0.552	0.617	0.848
-1.00	-1.125	0.907	1.014	1.862
-0.75	-0.875	1.782	1.992	3.854
-0.50	-0.625	4.576	5.115	8.970
-0.25	-0.375	8.450	9.446	18.415
0.00	-0.125	14.253	15.933	34.348
0.25	0.125	19.037	21.280	55.628
0.50	0.375	14.949	16.711	72.339
0.75	0.625	11.741	13.125	85.464
1.00	0.875	6.283	7.023	92.487
1.25	1.125	2.361	2.639	95.126
1.50	1.375	1.482	1.657	96.783
1.75	1.625	0.816	0.912	97.695
2.00	1.875	0.592	0.662	98.357
2.25	2.125	0.361	0.404	98.760
2.50	2.375	0.318	0.355	99.116
2.75	2.625	0.329	0.368	99.484
3.00	2.875	0.262	0.293	99.776
3.25	3.125	0.124	0.139	99.915
3.50	3.375	0.046	0.051	99.966
3.75	3.625	0.016	0.018	99.984
4.00	3.875	0.008	0.009	99.993
5.00	4.500	0.006	0.007	100.000

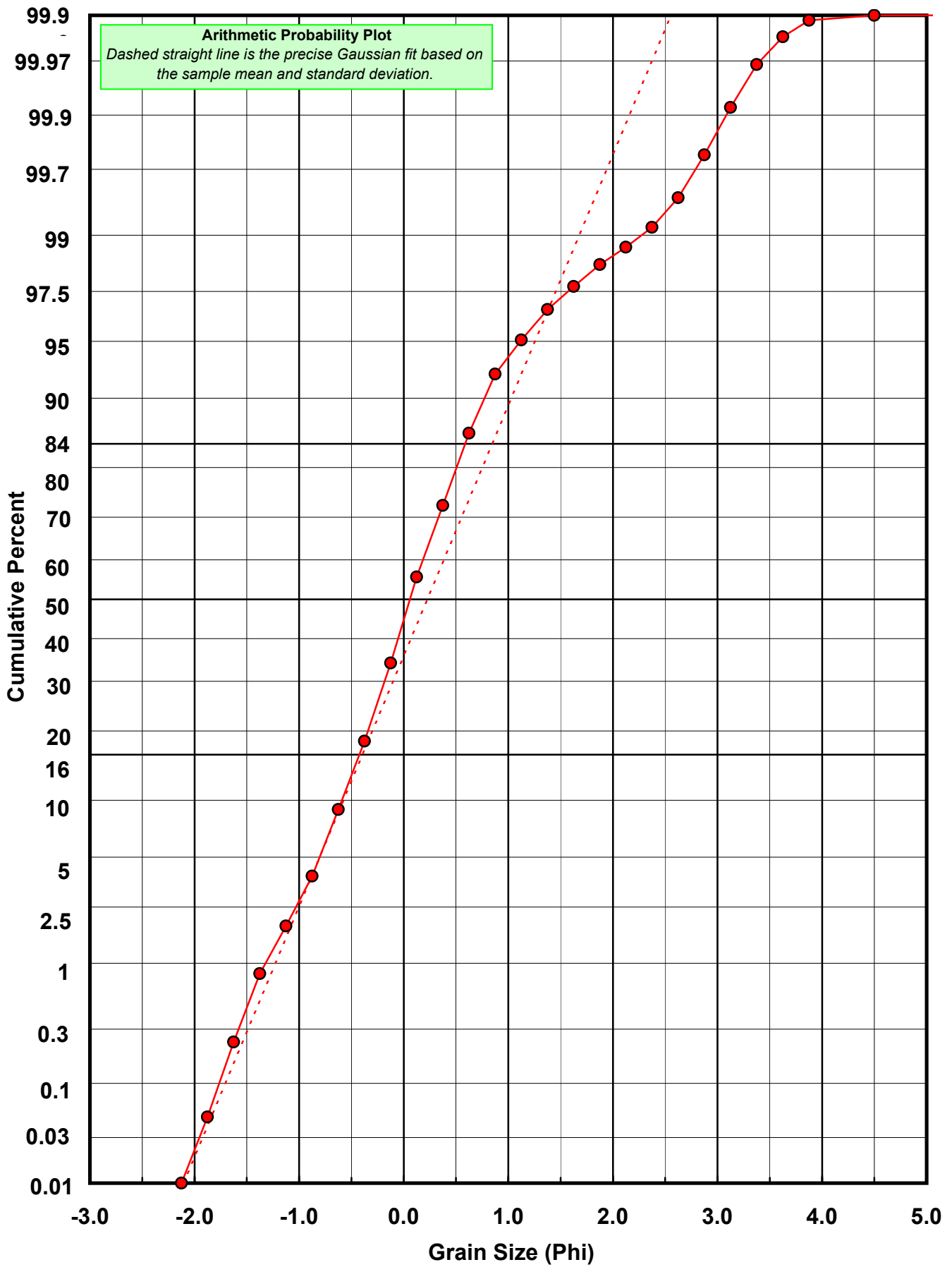
Statistical Results			
Mean:	0.2264	phi	(0.8548 mm)
Standard Dev:	0.6256	phi-units	(0.6482 mm)
Skewness:	0.8632	dimensionless	
Kurtosis:	6.1176	dimensionless	
5th Moment:	16.5356	dimensionless	
6th Moment:	85.5084	dimensionless	
RARD *	2.7633	dimensionless	
Median	0.0589	phi	(0.96 mm)

* RARD = reciprocal absolute relative dispersion (see below)

Statistical Explanation	
Calculations based on the Method of Moments	
Skewness: 3rd Stand. Moment; Exact Gaussian = 0.0	
Kurtosis: 4th Stand. Moment; Exact Gaussian = 3.0	
For Further Explanation, See Calculation Sheets	
Millimeter data calculated by $mm = 2^{(-phi)}$	

Reciprocal Absolute Relative Dispersion (RARD) Scale	
< 0.5	Excellent homogeneity (e.g., beaches)
0.5 to 1.0	Good homogeneity
1.0 to 1.33	Fair homogeneity
> 1.33	Poor homogeneity (e.g., glacial)





Carbonate Grain Size Distribution

Onshore Grab Sample

Sample: VO-54-SS

Total Carbonate Mass: 48.922 grams

% Carbonate: 54.6 %

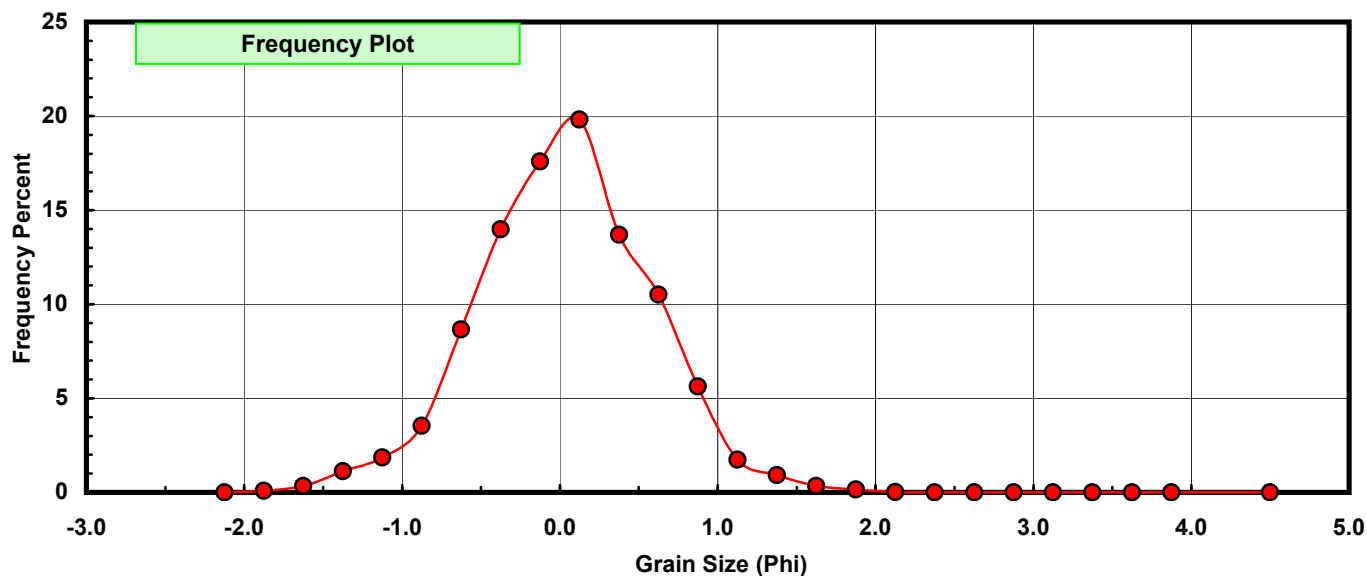
Sieve Size (phi)	Sieve Midpt (phi)	Weight (grams)	Freq Weight %	Cumulative Weight %
-2.00	-2.125	0.000	0.000	0.000
-1.75	-1.875	0.044	0.090	0.090
-1.50	-1.625	0.163	0.333	0.423
-1.25	-1.375	0.552	1.128	1.551
-1.00	-1.125	0.907	1.854	3.405
-0.75	-0.875	1.731	3.538	6.944
-0.50	-0.625	4.238	8.663	15.606
-0.25	-0.375	6.841	13.983	29.590
0.00	-0.125	8.603	17.585	47.175
0.25	0.125	9.697	19.821	66.996
0.50	0.375	6.700	13.695	80.692
0.75	0.625	5.143	10.513	91.204
1.00	0.875	2.755	5.631	96.836
1.25	1.125	0.847	1.731	98.567
1.50	1.375	0.446	0.912	99.479
1.75	1.625	0.164	0.335	99.814
2.00	1.875	0.079	0.161	99.975
2.25	2.125	0.012	0.025	100.000
2.50	2.375	0.000	0.000	100.000
2.75	2.625	0.000	0.000	100.000
3.00	2.875	0.000	0.000	100.000
3.25	3.125	0.000	0.000	100.000
3.50	3.375	0.000	0.000	100.000
3.75	3.625	0.000	0.000	100.000
4.00	3.875	0.000	0.000	100.000
5.00	4.500	0.000	0.000	100.000

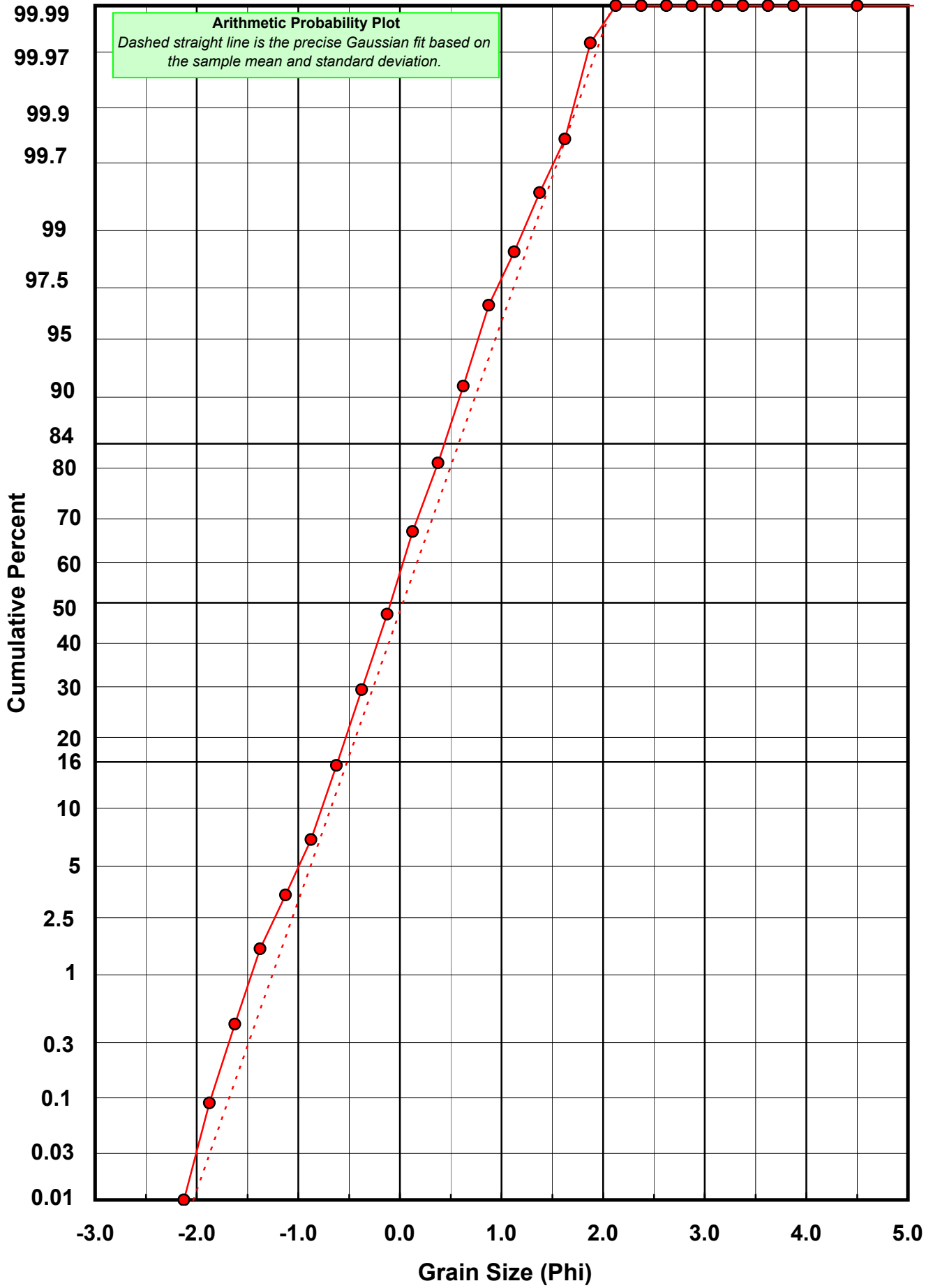
Statistical Results			
Mean:	0.0291	phi	(0.98 mm)
Standard Dev:	0.5539	phi-units	(0.6812 mm)
Skewness:	-0.0485	dimensionless	
Kurtosis:	3.2638	dimensionless	
5th Moment:	-0.3286	dimensionless	
6th Moment:	18.3010	dimensionless	
RARD *	19.0172	dimensionless	
Median	-0.0894	phi	(1.0639 mm)

* RARD = reciprocal absolute relative dispersion (see below)

Statistical Explanation	
Calculations based on the Method of Moments	
Skewness: 3rd Stand. Moment; Exact Gaussian = 0.0	
Kurtosis: 4th Stand. Moment; Exact Gaussian = 3.0	
For Further Explanation, See Calculation Sheets	
Millimeter data calculated by $mm = 2^{(-phi)}$	

Reciprocal Absolute Relative Dispersion (RARD) Scale	
< 0.5	Excellent homogeneity (e.g., beaches)
0.5 to 1.0	Good homogeneity
1.0 to 1.33	Fair homogeneity
> 1.33	Poor homogeneity (e.g., glacial)





Post-Digestion Grain Size Distribution

Onshore Grab Sample

Sample: VO-54-SS

Total Digested Mass: 40.566 grams

% Silica: 45.4 %

Sieve Size (phi)	Sieve Midpt (phi)	Weight (grams)	Freq Weight %	Cumulative Weight %
-2.00	-2.125	0.000	0.000	0.000
-1.75	-1.875	0.000	0.000	0.000
-1.50	-1.625	0.000	0.000	0.000
-1.25	-1.375	0.000	0.000	0.000
-1.00	-1.125	0.000	0.000	0.000
-0.75	-0.875	0.051	0.126	0.126
-0.50	-0.625	0.338	0.833	0.959
-0.25	-0.375	1.609	3.966	4.925
0.00	-0.125	5.650	13.928	18.853
0.25	0.125	9.340	23.024	41.877
0.50	0.375	8.249	20.335	62.212
0.75	0.625	6.598	16.265	78.477
1.00	0.875	3.528	8.697	87.174
1.25	1.125	1.514	3.732	90.906
1.50	1.375	1.036	2.554	93.460
1.75	1.625	0.652	1.607	95.067
2.00	1.875	0.513	1.265	96.332
2.25	2.125	0.349	0.860	97.192
2.50	2.375	0.329	0.811	98.003
2.75	2.625	0.341	0.841	98.844
3.00	2.875	0.262	0.646	99.490
3.25	3.125	0.132	0.325	99.815
3.50	3.375	0.048	0.118	99.933
3.75	3.625	0.018	0.044	99.978
4.00	3.875	0.009	0.022	100.000
5.00	4.500	0.000	0.000	100.000

Statistical Results			
Mean:	0.4659	phi	(0.724 mm)
Standard Dev:	0.6323	phi-units	(0.6452 mm)
Skewness:	1.6432	dimensionless	
Kurtosis:	6.7766	dimensionless	
5th Moment:	22.6486	dimensionless	
6th Moment:	88.8974	dimensionless	
RARD *	1.3570	dimensionless	
Median	0.2249	phi	(0.8557 mm)

* RARD = reciprocal absolute relative dispersion (see below)

Statistical Explanation	
Calculations based on the Method of Moments	
Skewness: 3rd Stand. Moment; Exact Gaussian = 0.0	
Kurtosis: 4th Stand. Moment; Exact Gaussian = 3.0	
For Further Explanation, See Calculation Sheets	
Millimeter data calculated by $mm = 2^{(-phi)}$	

Reciprocal Absolute Relative Dispersion (RARD) Scale	
< 0.5	Excellent homogeneity (e.g., beaches)
0.5 to 1.0	Good homogeneity
1.0 to 1.33	Fair homogeneity
> 1.33	Poor homogeneity (e.g., glacial)

