

Onshore Grab Sample

Sample: VO-51-BB
Sample Taken By: J. Ladner
Sample Collected On: 12/3/03
Splits? Yes

County: Volusia
Latitude: 28° 51' 05.40"
Longitude: 80° 46' 19.20"
Datum: NAD 83
Surf. Elev: N/A
Datum: N/A

Fine Data Summary

Total Sample Weight 68.651 grams
Total Fines in Sample 0.270 grams
Total Percent Fines 0.39 %

Dry Sieving Summary

Total Sample Weight 68.524 grams
Total Digested Weight 39.583 grams
Total Carbonate Weight 28.941 grams
Total Silica % 57.77 %
Total Carbonate % 42.23 %
Carbonate/Silica Ratio 0.731

General Comments:

None

Description

Worked By: M. Lachance

Pre-Digestion Grain Size Distribution

Onshore Grab Sample

Sample: VO-51-BB

Total Sample Mass: 68.524 grams

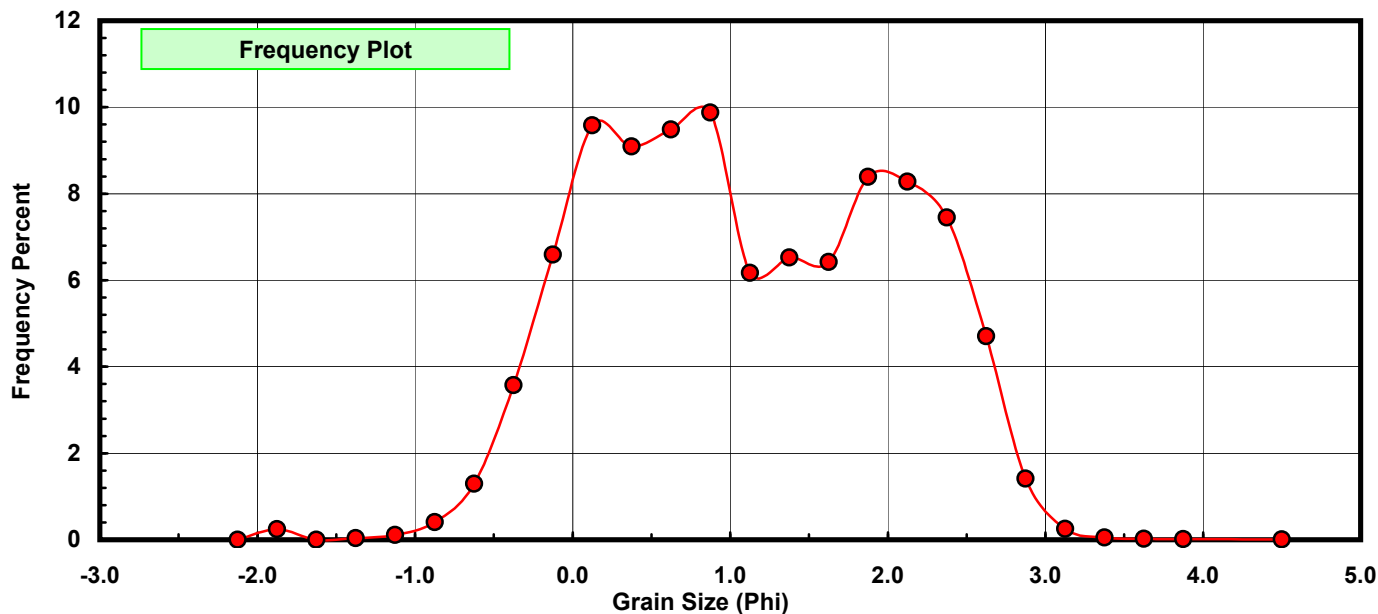
Sieve Size (phi)	Sieve Midpt (phi)	Weight (grams)	Freq Weight %	Cumulative Weight %
-2.00	-2.125	0.000	0.000	0.000
-1.75	-1.875	0.166	0.242	0.242
-1.50	-1.625	0.000	0.000	0.242
-1.25	-1.375	0.027	0.039	0.282
-1.00	-1.125	0.077	0.112	0.394
-0.75	-0.875	0.281	0.410	0.804
-0.50	-0.625	0.888	1.296	2.100
-0.25	-0.375	2.448	3.572	5.672
0.00	-0.125	4.517	6.592	12.264
0.25	0.125	6.566	9.582	21.846
0.50	0.375	6.231	9.093	30.940
0.75	0.625	6.501	9.487	40.427
1.00	0.875	6.770	9.880	50.306
1.25	1.125	4.227	6.169	56.475
1.50	1.375	4.471	6.525	63.000
1.75	1.625	4.399	6.420	69.419
2.00	1.875	5.751	8.393	77.812
2.25	2.125	5.673	8.279	86.091
2.50	2.375	5.106	7.451	93.542
2.75	2.625	3.222	4.702	98.244
3.00	2.875	0.968	1.413	99.657
3.25	3.125	0.170	0.248	99.905
3.50	3.375	0.038	0.055	99.961
3.75	3.625	0.013	0.019	99.980
4.00	3.875	0.008	0.012	99.991
5.00	4.500	0.006	0.009	100.000

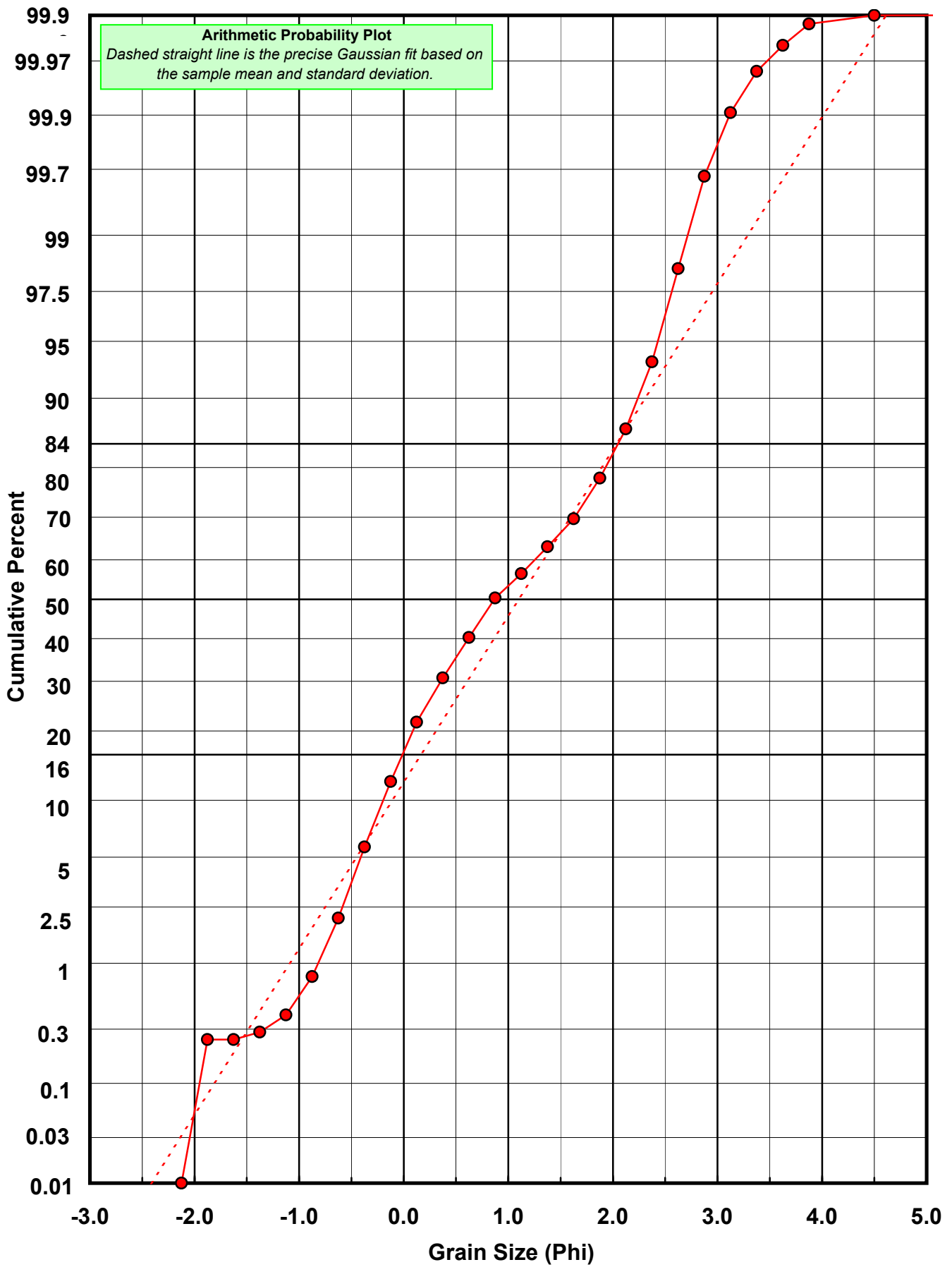
Statistical Results			
Mean:	1.1010	phi	(0.4662 mm)
Standard Dev:	0.9435	phi-units	(0.52 mm)
Skewness:	0.0262	dimensionless	
Kurtosis:	2.1067	dimensionless	
5th Moment:	-0.4399	dimensionless	
6th Moment:	7.3894	dimensionless	
RARD *	0.8569	dimensionless	
Median	0.8672	phi	(0.5482 mm)

* RARD = reciprocal absolute relative dispersion (see below)

Statistical Explanation	
Calculations based on the Method of Moments	
Skewness: 3rd Stand. Moment; Exact Gaussian = 0.0	
Kurtosis: 4th Stand. Moment; Exact Gaussian = 3.0	
For Further Explanation, See Calculation Sheets	
Millimeter data calculated by $mm = 2^{(-phi)}$	

Reciprocal Absolute Relative Dispersion (RARD) Scale	
< 0.5	Excellent homogeneity (e.g., beaches)
0.5 to 1.0	Good homogeneity
1.0 to 1.33	Fair homogeneity
> 1.33	Poor homogeneity (e.g., glacial)





Carbonate Grain Size Distribution

Onshore Grab Sample

Sample: VO-51-BB

Total Carbonate Mass: 28.944 grams

% Carbonate: 42.2 %

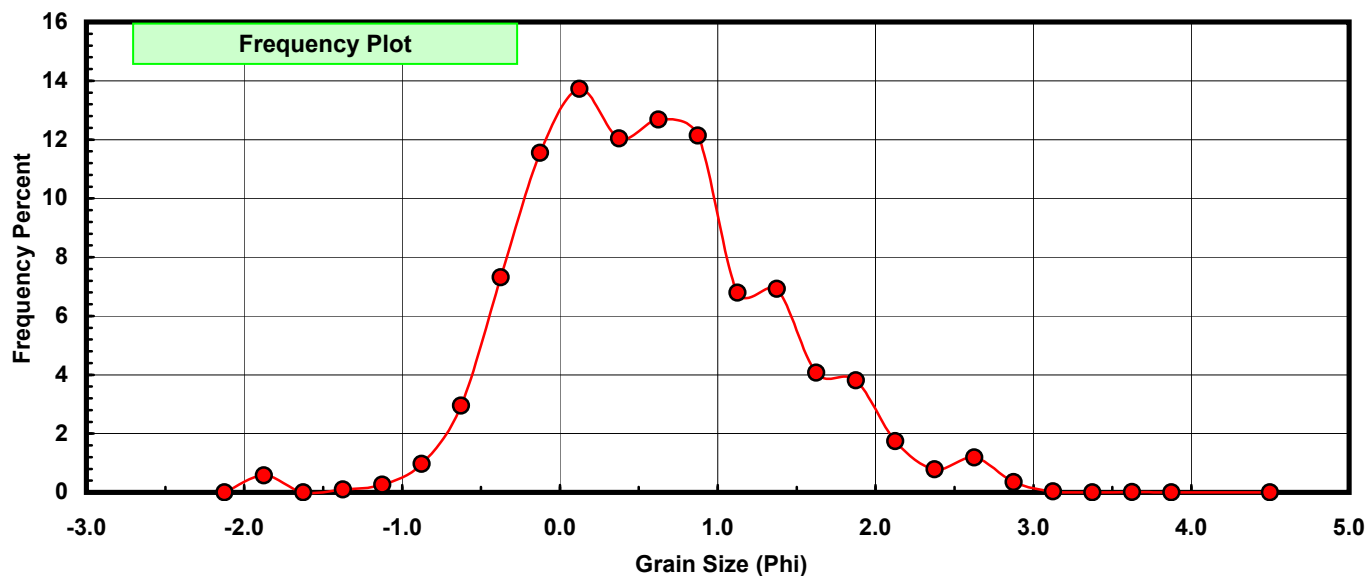
Sieve Size (phi)	Sieve Midpt (phi)	Weight (grams)	Freq Weight %	Cumulative Weight %
-2.00	-2.125	0.000	0.000	0.000
-1.75	-1.875	0.166	0.574	0.574
-1.50	-1.625	0.000	0.000	0.574
-1.25	-1.375	0.027	0.093	0.667
-1.00	-1.125	0.077	0.266	0.933
-0.75	-0.875	0.281	0.971	1.904
-0.50	-0.625	0.853	2.947	4.851
-0.25	-0.375	2.116	7.311	12.161
0.00	-0.125	3.341	11.543	23.704
0.25	0.125	3.974	13.730	37.434
0.50	0.375	3.483	12.034	49.468
0.75	0.625	3.670	12.680	62.148
1.00	0.875	3.513	12.137	74.285
1.25	1.125	1.967	6.796	81.081
1.50	1.375	2.005	6.927	88.008
1.75	1.625	1.179	4.073	92.081
2.00	1.875	1.104	3.814	95.896
2.25	2.125	0.503	1.738	97.633
2.50	2.375	0.226	0.781	98.414
2.75	2.625	0.343	1.185	99.599
3.00	2.875	0.102	0.352	99.952
3.25	3.125	0.011	0.038	99.990
3.50	3.375	0.000	0.000	99.990
3.75	3.625	0.003	0.010	100.000
4.00	3.875	0.000	0.000	100.000
5.00	4.500	0.000	0.000	100.000

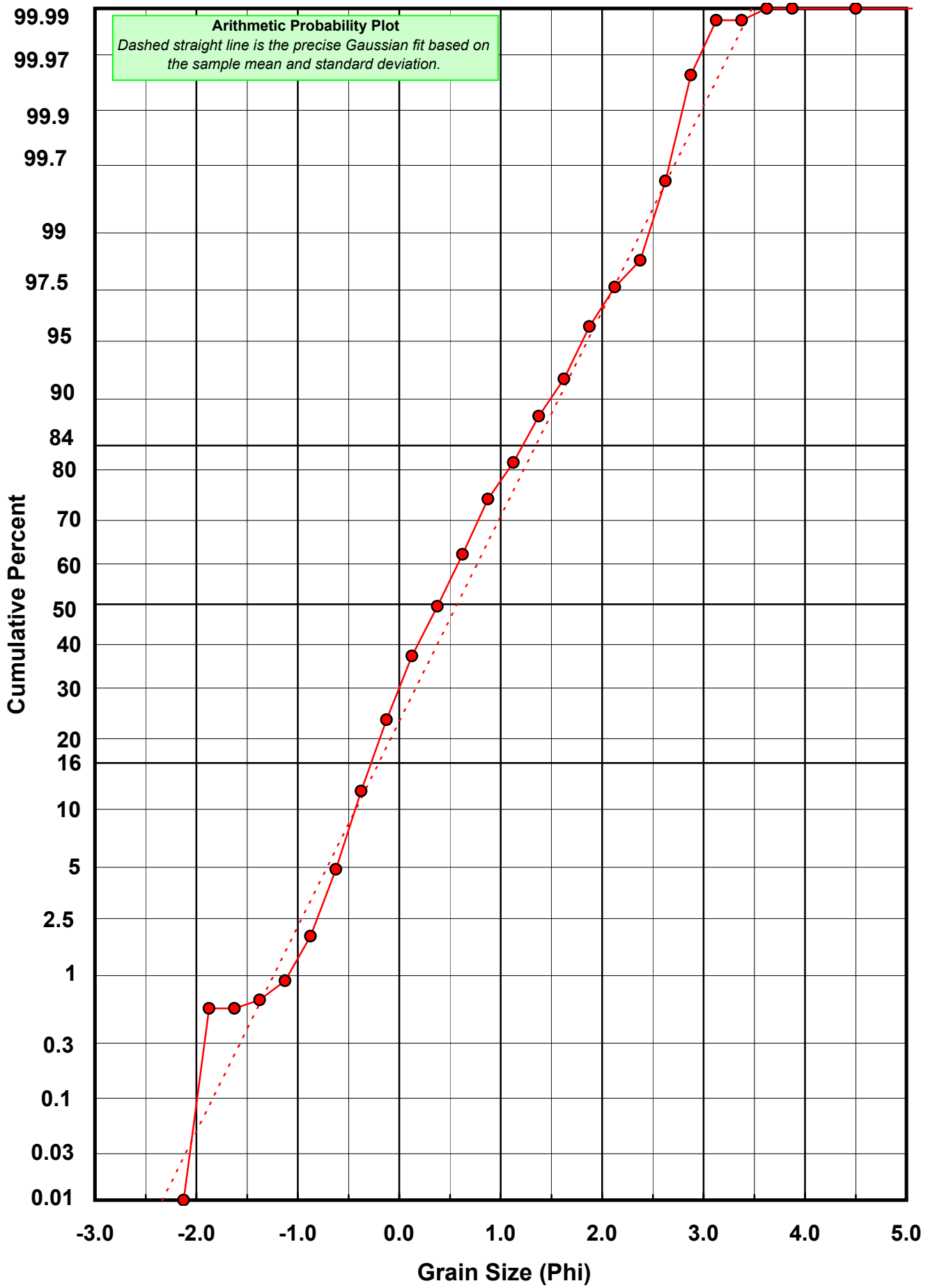
Statistical Results			
Mean:	0.5716	phi	(0.6729 mm)
Standard Dev:	0.7805	phi-units	(0.5822 mm)
Skewness:	0.3286	dimensionless	
Kurtosis:	3.2122	dimensionless	
5th Moment:	1.7244	dimensionless	
6th Moment:	18.1785	dimensionless	
RARD *	1.3653	dimensionless	
Median	0.3855	phi	(0.7655 mm)

* RARD = reciprocal absolute relative dispersion (see below)

Statistical Explanation	
Calculations based on the Method of Moments	
Skewness: 3rd Stand. Moment; Exact Gaussian = 0.0	
Kurtosis: 4th Stand. Moment; Exact Gaussian = 3.0	
For Further Explanation, See Calculation Sheets	
Millimeter data calculated by $mm = 2^{(-phi)}$	

Reciprocal Absolute Relative Dispersion (RARD) Scale	
< 0.5	Excellent homogeneity (e.g., beaches)
0.5 to 1.0	Good homogeneity
1.0 to 1.33	Fair homogeneity
> 1.33	Poor homogeneity (e.g., glacial)





Post-Digestion Grain Size Distribution

Onshore Grab Sample

Sample: VO-51-BB

Total Digested Mass: 39.576 grams

% Silica: 57.8 %

Sieve Size (phi)	Sieve Midpt (phi)	Weight (grams)	Freq Weight %	Cumulative Weight %
-2.00	-2.125	0.000	0.000	0.000
-1.75	-1.875	0.000	0.000	0.000
-1.50	-1.625	0.000	0.000	0.000
-1.25	-1.375	0.000	0.000	0.000
-1.00	-1.125	0.000	0.000	0.000
-0.75	-0.875	0.000	0.000	0.000
-0.50	-0.625	0.035	0.088	0.088
-0.25	-0.375	0.332	0.839	0.927
0.00	-0.125	1.176	2.971	3.899
0.25	0.125	2.592	6.549	10.448
0.50	0.375	2.748	6.944	17.392
0.75	0.625	2.831	7.153	24.545
1.00	0.875	3.257	8.230	32.775
1.25	1.125	2.260	5.711	38.485
1.50	1.375	2.466	6.231	44.716
1.75	1.625	3.220	8.136	52.853
2.00	1.875	4.647	11.742	64.595
2.25	2.125	5.170	13.063	77.658
2.50	2.375	4.880	12.331	89.989
2.75	2.625	2.879	7.275	97.263
3.00	2.875	0.866	2.188	99.452
3.25	3.125	0.159	0.402	99.853
3.50	3.375	0.039	0.099	99.952
3.75	3.625	0.010	0.025	99.977
4.00	3.875	0.009	0.023	100.000
5.00	4.500	0.000	0.000	100.000

Statistical Results			
Mean:	1.4878	phi	(0.3565 mm)
Standard Dev:	0.8669	phi-units	(0.5483 mm)
Skewness:	-0.3059	dimensionless	
Kurtosis:	1.9282	dimensionless	
5th Moment:	-1.2251	dimensionless	
6th Moment:	5.0947	dimensionless	
RARD *	0.5827	dimensionless	
Median	1.5373	phi	(0.3445 mm)

* RARD = reciprocal absolute relative dispersion (see below)

Statistical Explanation	
Calculations based on the Method of Moments	
Skewness: 3rd Stand. Moment; Exact Gaussian = 0.0	
Kurtosis: 4th Stand. Moment; Exact Gaussian = 3.0	
For Further Explanation, See Calculation Sheets	
Millimeter data calculated by $mm = 2^{(-phi)}$	

Reciprocal Absolute Relative Dispersion (RARD) Scale	
< 0.5	Excellent homogeneity (e.g., beaches)
0.5 to 1.0	Good homogeneity
1.0 to 1.33	Fair homogeneity
> 1.33	Poor homogeneity (e.g., glacial)

