

Onshore Grab Sample

Sample: VO-47-BB
Sample Taken By: J. Ladner
Sample Collected On: 12/3/03
Splits? N/A

County: Volusia
Latitude: 28° 53' 21.48"
Longitude: 80° 47' 47.64"
Datum: NAD 83
Surf. Elev: N/A
Datum: N/A

Fine Data Summary

Total Sample Weight 89.584 grams
Total Fines in Sample 0.387 grams
Total Percent Fines 0.43 %

Dry Sieving Summary

Total Sample Weight 89.231 grams
Total Digested Weight 53.981 grams
Total Carbonate Weight 35.250 grams
Total Silica % 60.50 %
Total Carbonate % 39.50 %
Carbonate/Silica Ratio 0.653

General Comments:

Post-Digestion: -2.00 and -1.25 phi: Organics Only

Description

Worked By: M. Lachance

Pre-Digestion Grain Size Distribution

Onshore Grab Sample

Sample: VO-47-BB

Total Sample Mass: 89.231 grams

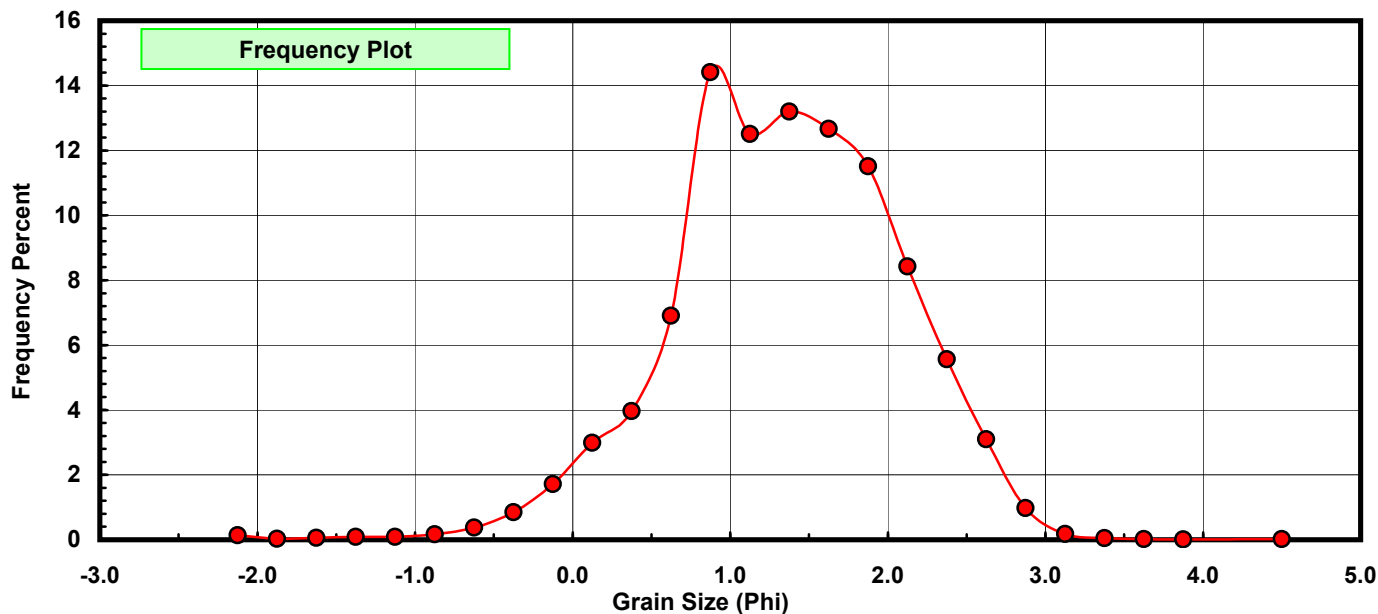
Sieve Size (phi)	Sieve Midpt (phi)	Weight (grams)	Freq Weight %	Cumulative Weight %
-2.00	-2.125	0.119	0.133	0.133
-1.75	-1.875	0.029	0.032	0.166
-1.50	-1.625	0.052	0.058	0.224
-1.25	-1.375	0.083	0.093	0.317
-1.00	-1.125	0.079	0.089	0.406
-0.75	-0.875	0.152	0.170	0.576
-0.50	-0.625	0.331	0.371	0.947
-0.25	-0.375	0.754	0.845	1.792
0.00	-0.125	1.529	1.714	3.506
0.25	0.125	2.667	2.989	6.494
0.50	0.375	3.537	3.964	10.458
0.75	0.625	6.159	6.902	17.361
1.00	0.875	12.864	14.417	31.777
1.25	1.125	11.165	12.512	44.290
1.50	1.375	11.774	13.195	57.485
1.75	1.625	11.301	12.665	70.149
2.00	1.875	10.274	11.514	81.663
2.25	2.125	7.515	8.422	90.085
2.50	2.375	4.967	5.566	95.652
2.75	2.625	2.762	3.095	98.747
3.00	2.875	0.871	0.976	99.723
3.25	3.125	0.156	0.175	99.898
3.50	3.375	0.042	0.047	99.945
3.75	3.625	0.020	0.022	99.968
4.00	3.875	0.013	0.015	99.982
5.00	4.500	0.016	0.018	100.000

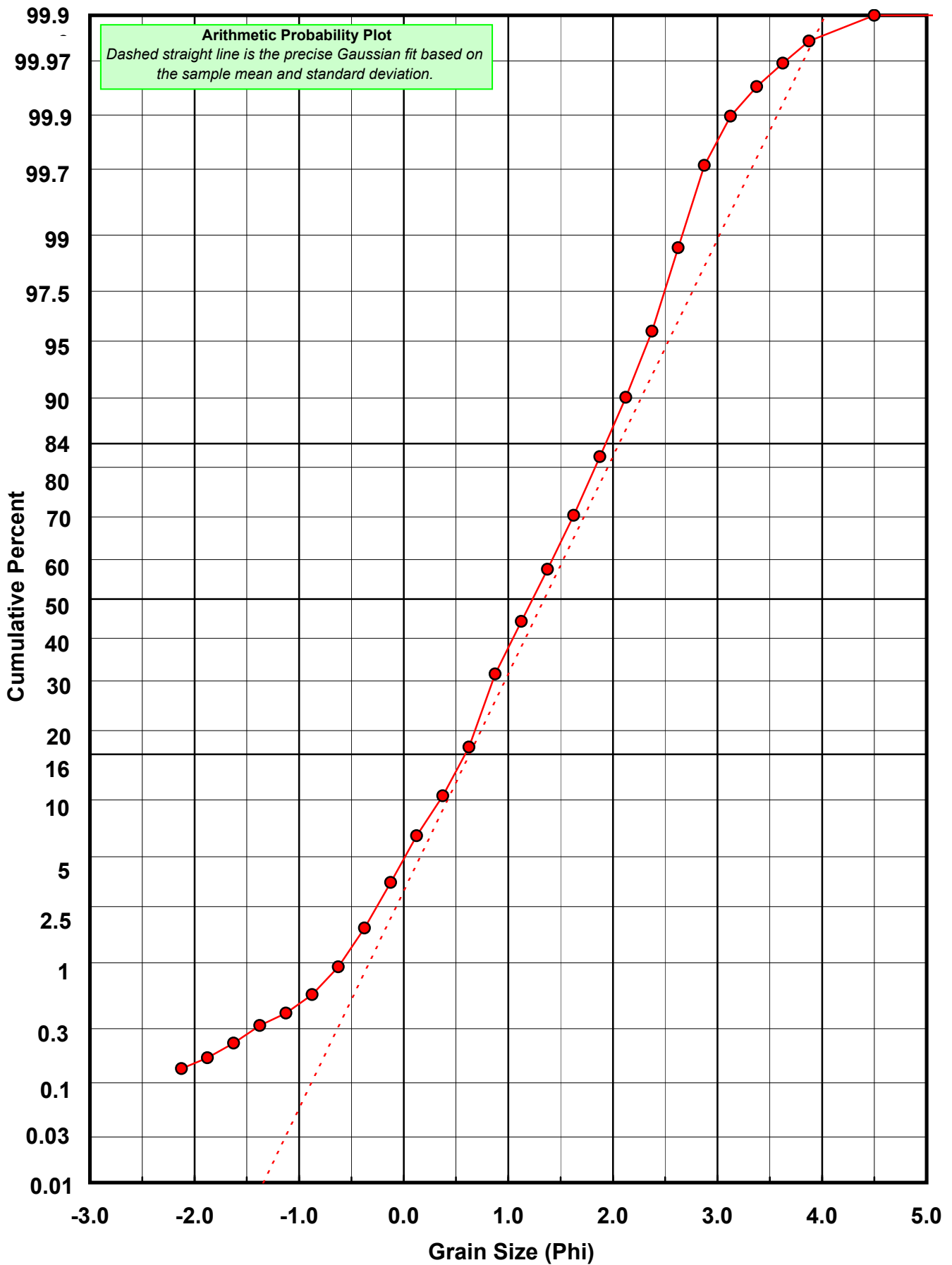
Statistical Results			
Mean:	1.3457	phi	(0.3935 mm)
Standard Dev:	0.7215	phi-units	(0.6065 mm)
Skewness:	-0.3955	dimensionless	
Kurtosis:	3.8509	dimensionless	
5th Moment:	-6.7520	dimensionless	
6th Moment:	38.0891	dimensionless	
RARD *	0.5362	dimensionless	
Median	1.2332	phi	(0.4254 mm)

* RARD = reciprocal absolute relative dispersion (see below)

Statistical Explanation
Calculations based on the Method of Moments
Skewness: 3rd Stand. Moment; Exact Gaussian = 0.0
Kurtosis: 4th Stand. Moment; Exact Gaussian = 3.0
For Further Explanation, See Calculation Sheets
Millimeter data calculated by $mm = 2^{(-phi)}$

Reciprocal Absolute Relative Dispersion (RARD) Scale	
< 0.5	Excellent homogeneity (e.g., beaches)
0.5 to 1.0	Good homogeneity
1.0 to 1.33	Fair homogeneity
> 1.33	Poor homogeneity (e.g., glacial)





Carbonate Grain Size Distribution

Onshore Grab Sample

Sample: VO-47-BB

Total Carbonate Mass: 35.258 grams

% Carbonate: 39.5 %

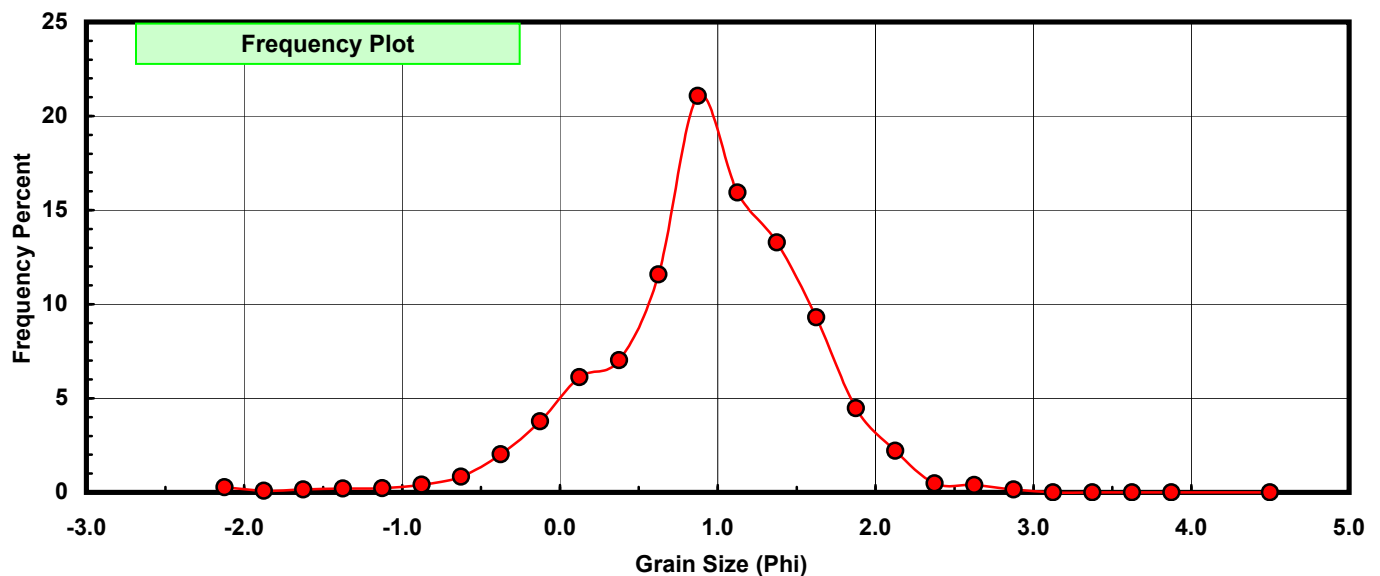
Sieve Size (phi)	Sieve Midpt (phi)	Weight (grams)	Freq Weight %	Cumulative Weight %
-2.00	-2.125	0.095	0.269	0.269
-1.75	-1.875	0.029	0.082	0.352
-1.50	-1.625	0.052	0.147	0.499
-1.25	-1.375	0.073	0.207	0.706
-1.00	-1.125	0.079	0.224	0.930
-0.75	-0.875	0.143	0.406	1.336
-0.50	-0.625	0.295	0.837	2.173
-0.25	-0.375	0.714	2.025	4.198
0.00	-0.125	1.330	3.772	7.970
0.25	0.125	2.156	6.115	14.085
0.50	0.375	2.478	7.028	21.113
0.75	0.625	4.085	11.586	32.699
1.00	0.875	7.428	21.068	53.767
1.25	1.125	5.619	15.937	69.703
1.50	1.375	4.684	13.285	82.988
1.75	1.625	3.281	9.306	92.294
2.00	1.875	1.576	4.470	96.764
2.25	2.125	0.782	2.218	98.982
2.50	2.375	0.167	0.474	99.455
2.75	2.625	0.137	0.389	99.844
3.00	2.875	0.054	0.153	99.997
3.25	3.125	0.000	0.000	99.997
3.50	3.375	0.000	0.000	99.997
3.75	3.625	0.000	0.000	99.997
4.00	3.875	0.001	0.003	100.000
5.00	4.500	0.000	0.000	100.000

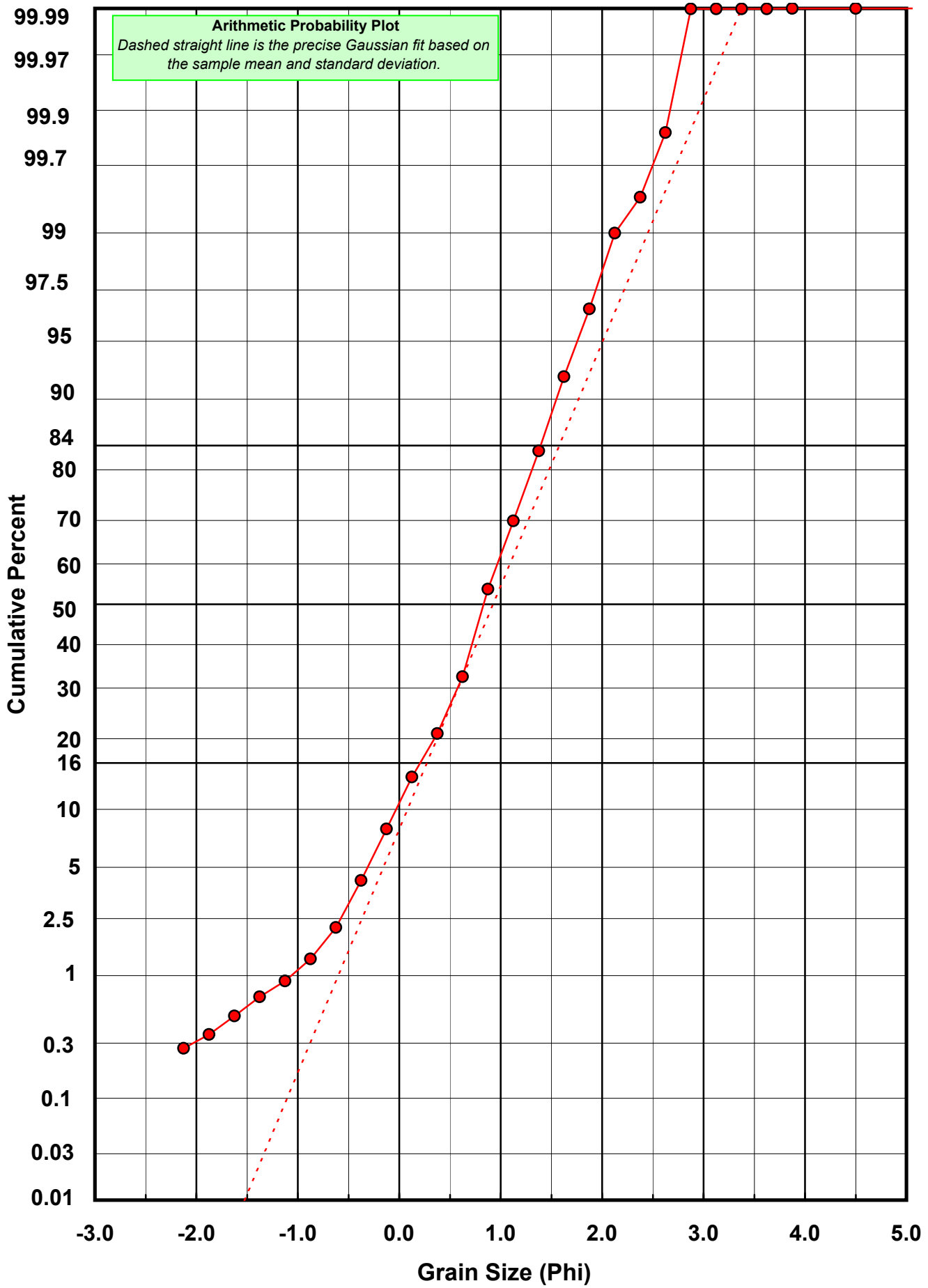
Statistical Results			
Mean:	0.9247	phi	(0.5268 mm)
Standard Dev:	0.6577	phi-units	(0.6339 mm)
Skewness:	-0.6680	dimensionless	
Kurtosis:	4.7222	dimensionless	
5th Moment:	-10.7102	dimensionless	
6th Moment:	53.5826	dimensionless	
RARD *	0.7112	dimensionless	
Median	0.8303	phi	(0.5624 mm)

* RARD = reciprocal absolute relative dispersion (see below)

Statistical Explanation	
Calculations based on the Method of Moments	
Skewness: 3rd Stand. Moment; Exact Gaussian = 0.0	
Kurtosis: 4th Stand. Moment; Exact Gaussian = 3.0	
For Further Explanation, See Calculation Sheets	
Millimeter data calculated by $mm = 2^{(-phi)}$	

Reciprocal Absolute Relative Dispersion (RARD) Scale	
< 0.5	Excellent homogeneity (e.g., beaches)
0.5 to 1.0	Good homogeneity
1.0 to 1.33	Fair homogeneity
> 1.33	Poor homogeneity (e.g., glacial)





Post-Digestion Grain Size Distribution

Onshore Grab Sample

Sample: VO-47-BB

Total Digested Mass: 53.974 grams

% Silica: 60.5 %

Sieve Size (phi)	Sieve Midpt (phi)	Weight (grams)	Freq Weight %	Cumulative Weight %
-2.00	-2.125	0.024	0.044	0.044
-1.75	-1.875	0.000	0.000	0.044
-1.50	-1.625	0.000	0.000	0.044
-1.25	-1.375	0.010	0.019	0.063
-1.00	-1.125	0.000	0.000	0.063
-0.75	-0.875	0.009	0.017	0.080
-0.50	-0.625	0.036	0.067	0.146
-0.25	-0.375	0.040	0.074	0.220
0.00	-0.125	0.199	0.369	0.589
0.25	0.125	0.511	0.947	1.536
0.50	0.375	1.059	1.962	3.498
0.75	0.625	2.074	3.843	7.341
1.00	0.875	5.436	10.072	17.412
1.25	1.125	5.546	10.275	27.687
1.50	1.375	7.090	13.136	40.823
1.75	1.625	8.020	14.859	55.682
2.00	1.875	8.698	16.115	71.798
2.25	2.125	6.733	12.475	84.272
2.50	2.375	4.800	8.893	93.165
2.75	2.625	2.625	4.863	98.029
3.00	2.875	0.817	1.514	99.542
3.25	3.125	0.170	0.315	99.857
3.50	3.375	0.045	0.083	99.941
3.75	3.625	0.020	0.037	99.978
4.00	3.875	0.012	0.022	100.000
5.00	4.500	0.000	0.000	100.000

Statistical Results			
Mean:	1.6204	phi	(0.3253 mm)
Standard Dev:	0.6249	phi-units	(0.6484 mm)
Skewness:	-0.2950	dimensionless	
Kurtosis:	3.3546	dimensionless	
5th Moment:	-5.5283	dimensionless	
6th Moment:	36.1695	dimensionless	
RARD *	0.3857	dimensionless	
Median	1.5294	phi	(0.3464 mm)

* RARD = reciprocal absolute relative dispersion (see below)

Statistical Explanation	
Calculations based on the Method of Moments	
Skewness: 3rd Stand. Moment; Exact Gaussian = 0.0	
Kurtosis: 4th Stand. Moment; Exact Gaussian = 3.0	
For Further Explanation, See Calculation Sheets	
Millimeter data calculated by $mm = 2^{(-phi)}$	

Reciprocal Absolute Relative Dispersion (RARD) Scale	
< 0.5	Excellent homogeneity (e.g., beaches)
0.5 to 1.0	Good homogeneity
1.0 to 1.33	Fair homogeneity
> 1.33	Poor homogeneity (e.g., glacial)

