

**Onshore Grab Sample**

**Sample:** VO-44-SS  
**Sample Taken By:** J. Ladner  
**Sample Collected On:** 12/3/03  
**Splits?** Yes

**County:** Volusia  
**Latitude:** 28° 55' 27.90"  
**Longitude:** 80° 49' 13.86"  
**Datum:** NAD 83  
**Surf. Elev:** N/A  
**Datum:** N/A

**Fine Data Summary**

Total Sample Weight 81.0175 grams  
Total Fines in Sample 0.465 grams  
Total Percent Fines 0.57 %

**Dry Sieving Summary**

Total Sample Weight 80.728 grams  
Total Digested Weight 37.561 grams  
Total Carbonate Weight 43.167 grams  
Total Silica % 46.53 %  
Total Carbonate % 53.47 %  
Carbonate/Silica Ratio 1.149

**General Comments:**

None

**Description**

Worked By: M. Lachance

# Pre-Digestion Grain Size Distribution

Onshore Grab Sample

Sample: VO-44-SS

Total Sample Mass: 80.728 grams

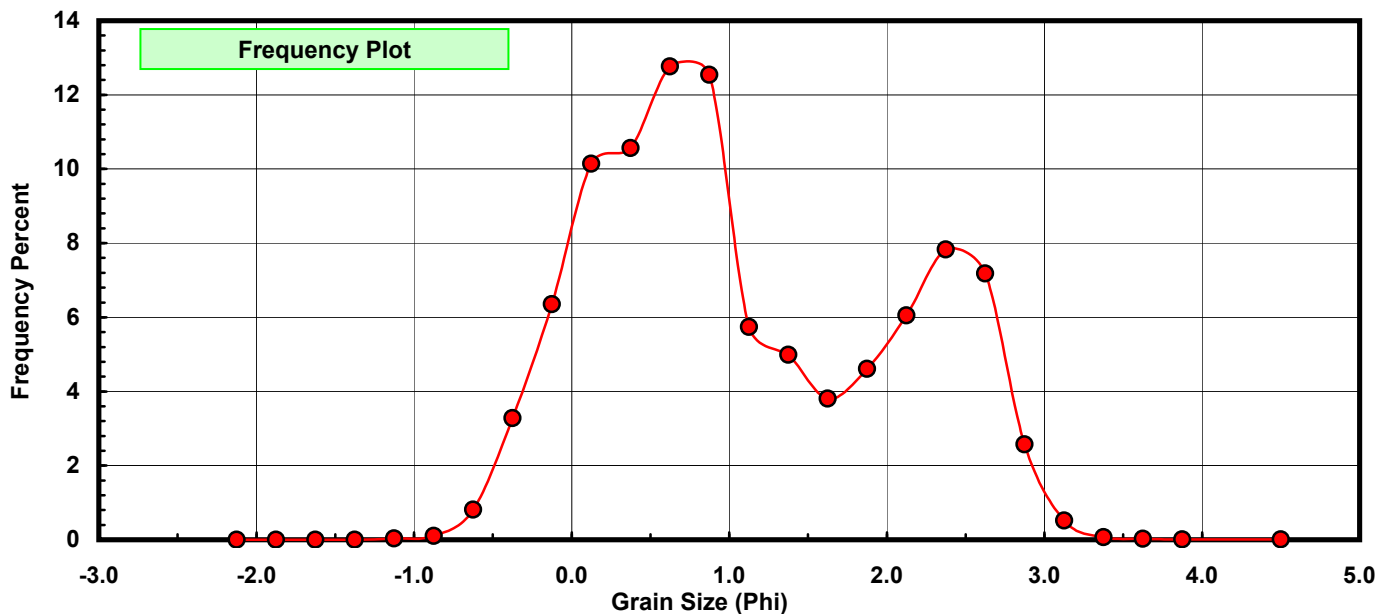
Sieve Size (phi)	Sieve Midpt (phi)	Weight (grams)	Freq Weight %	Cumulative Weight %
-2.00	-2.125	0.000	0.000	0.000
-1.75	-1.875	0.000	0.000	0.000
-1.50	-1.625	0.000	0.000	0.000
-1.25	-1.375	0.000	0.000	0.000
-1.00	-1.125	0.027	0.033	0.033
-0.75	-0.875	0.081	0.100	0.134
-0.50	-0.625	0.655	0.811	0.945
-0.25	-0.375	2.645	3.276	4.222
0.00	-0.125	5.126	6.350	10.571
0.25	0.125	8.188	10.143	20.714
0.50	0.375	8.528	10.564	31.278
0.75	0.625	10.308	12.769	44.047
1.00	0.875	10.127	12.545	56.591
1.25	1.125	4.633	5.739	62.330
1.50	1.375	4.025	4.986	67.316
1.75	1.625	3.075	3.809	71.125
2.00	1.875	3.723	4.612	75.737
2.25	2.125	4.885	6.051	81.788
2.50	2.375	6.321	7.830	89.618
2.75	2.625	5.798	7.182	96.800
3.00	2.875	2.074	2.569	99.369
3.25	3.125	0.418	0.518	99.887
3.50	3.375	0.059	0.073	99.960
3.75	3.625	0.018	0.022	99.983
4.00	3.875	0.008	0.010	99.993
5.00	4.500	0.006	0.007	100.000

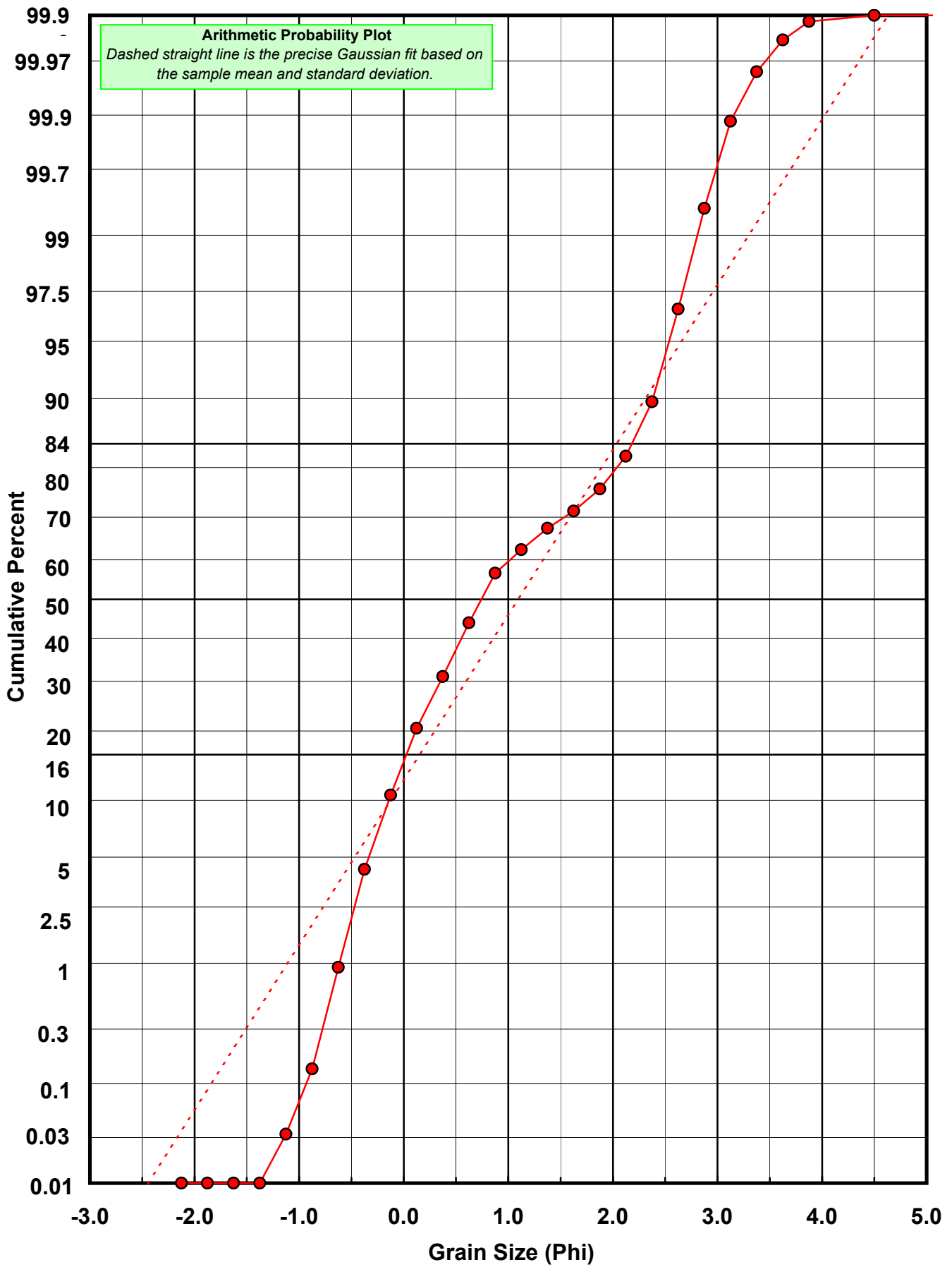
Statistical Results			
Mean:	1.0939	phi	(0.4685 mm)
Standard Dev:	0.9505	phi-units	(0.5175 mm)
Skewness:	0.3609	dimensionless	
Kurtosis:	1.9809	dimensionless	
5th Moment:	1.3628	dimensionless	
6th Moment:	5.2282	dimensionless	
RARD *	0.8689	dimensionless	
Median	0.7436	phi	(0.5972 mm)

\* RARD = reciprocal absolute relative dispersion (see below)

Statistical Explanation
Calculations based on the Method of Moments
Skewness: 3rd Stand. Moment; Exact Gaussian = 0.0
Kurtosis: 4th Stand. Moment; Exact Gaussian = 3.0
For Further Explanation, See Calculation Sheets
Millimeter data calculated by $mm = 2^{(-\phi)}$

Reciprocal Absolute Relative Dispersion (RARD) Scale	
< 0.5	Excellent homogeneity (e.g., beaches)
0.5 to 1.0	Good homogeneity
1.0 to 1.33	Fair homogeneity
> 1.33	Poor homogeneity (e.g., glacial)





# Carbonate Grain Size Distribution

Onshore Grab Sample

Sample: VO-44-SS

Total Carbonate Mass: 43.180 grams

% Carbonate: 53.5 %

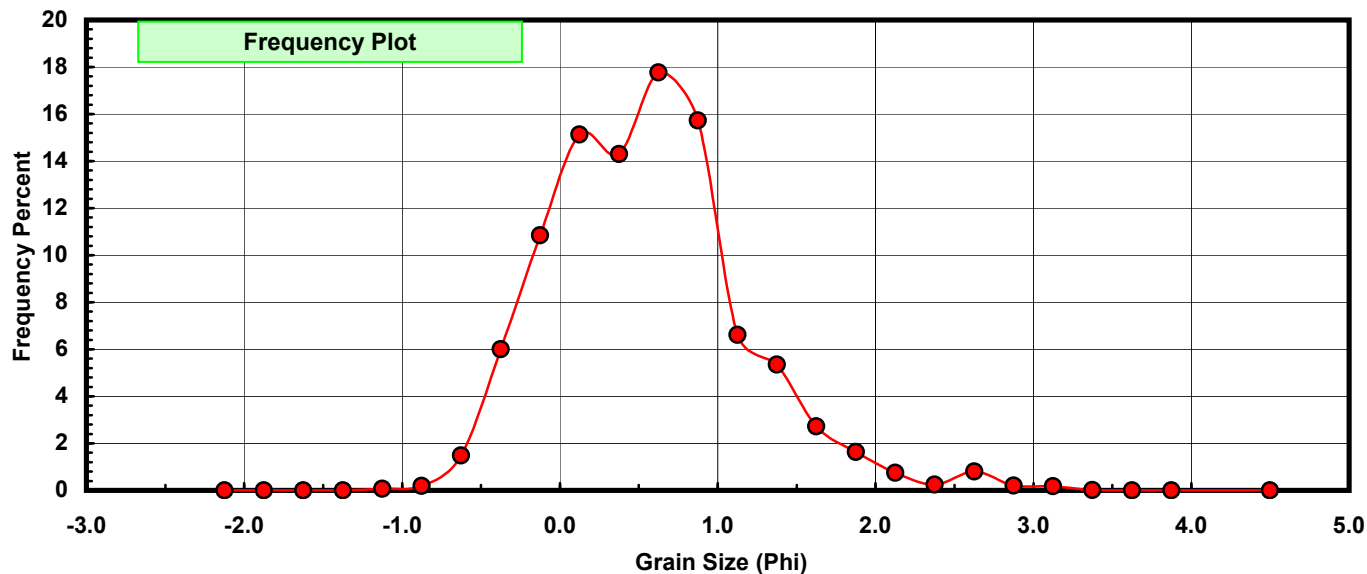
Sieve Size (phi)	Sieve Midpt (phi)	Weight (grams)	Freq Weight %	Cumulative Weight %
-2.00	-2.125	0.000	0.000	0.000
-1.75	-1.875	0.000	0.000	0.000
-1.50	-1.625	0.000	0.000	0.000
-1.25	-1.375	0.000	0.000	0.000
-1.00	-1.125	0.027	0.063	0.063
-0.75	-0.875	0.081	0.188	0.250
-0.50	-0.625	0.641	1.484	1.735
-0.25	-0.375	2.588	5.994	7.728
0.00	-0.125	4.683	10.845	18.573
0.25	0.125	6.533	15.130	33.703
0.50	0.375	6.173	14.296	47.999
0.75	0.625	7.673	17.770	65.769
1.00	0.875	6.793	15.732	81.501
1.25	1.125	2.856	6.614	88.115
1.50	1.375	2.308	5.345	93.460
1.75	1.625	1.177	2.726	96.186
2.00	1.875	0.704	1.630	97.816
2.25	2.125	0.321	0.743	98.560
2.50	2.375	0.106	0.245	98.805
2.75	2.625	0.344	0.797	99.602
3.00	2.875	0.089	0.206	99.808
3.25	3.125	0.077	0.178	99.986
3.50	3.375	0.004	0.009	99.995
3.75	3.625	0.002	0.005	100.000
4.00	3.875	0.000	0.000	100.000
5.00	4.500	0.000	0.000	100.000

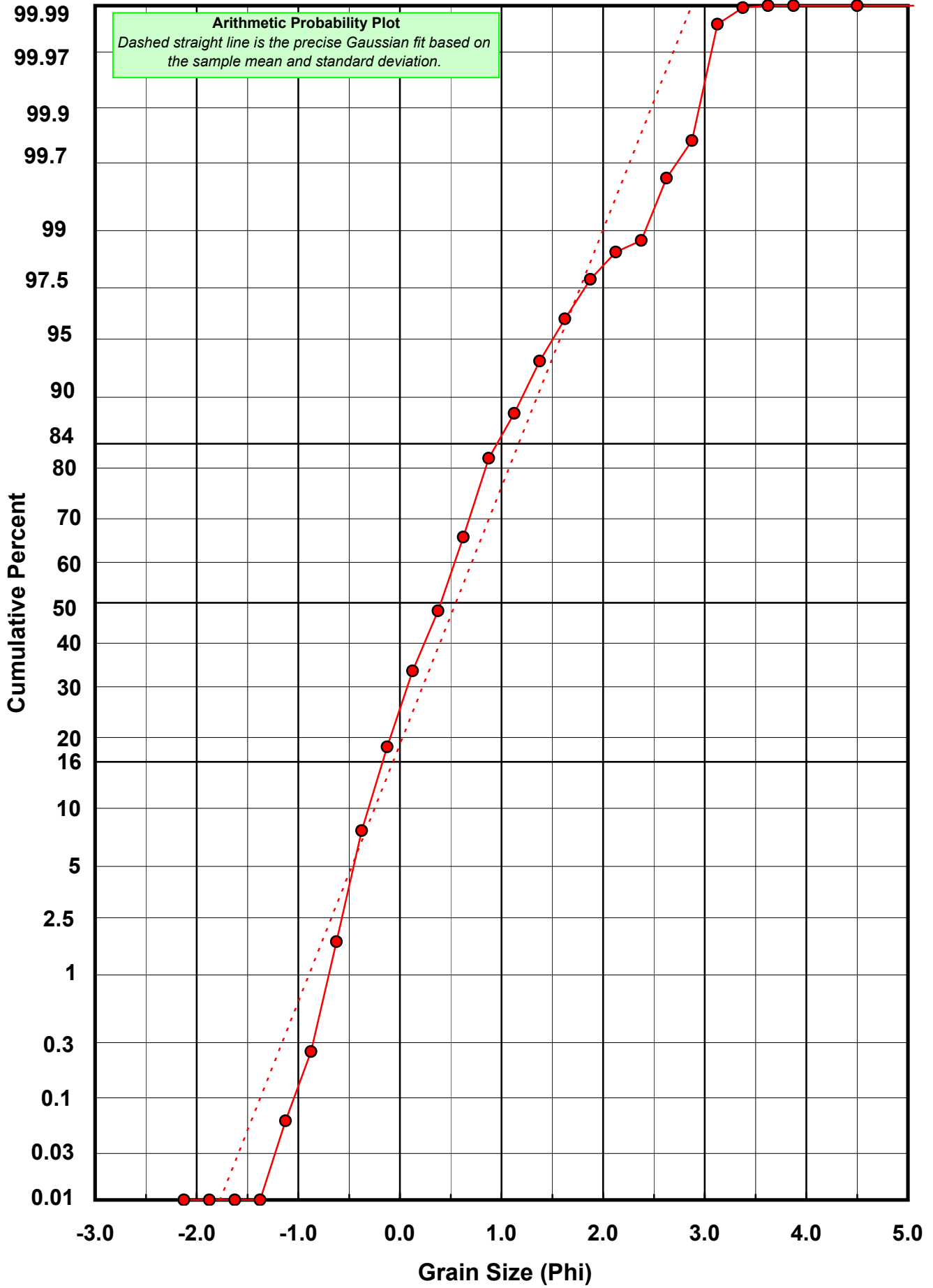
Statistical Results			
Mean:	0.5509	phi	(0.6826 mm)
Standard Dev:	0.6233	phi-units	(0.6492 mm)
Skewness:	0.7109	dimensionless	
Kurtosis:	4.0801	dimensionless	
5th Moment:	8.8938	dimensionless	
6th Moment:	35.5165	dimensionless	
RARD *	1.1315	dimensionless	
Median	0.4032	phi	(0.7562 mm)

\* RARD = reciprocal absolute relative dispersion (see below)

Statistical Explanation	
Calculations based on the Method of Moments	
Skewness: 3rd Stand. Moment; Exact Gaussian = 0.0	
Kurtosis: 4th Stand. Moment; Exact Gaussian = 3.0	
For Further Explanation, See Calculation Sheets	
Millimeter data calculated by $mm = 2^{(-phi)}$	

Reciprocal Absolute Relative Dispersion (RARD) Scale	
< 0.5	Excellent homogeneity (e.g., beaches)
0.5 to 1.0	Good homogeneity
1.0 to 1.33	Fair homogeneity
> 1.33	Poor homogeneity (e.g., glacial)





# Post-Digestion Grain Size Distribution

Onshore Grab Sample

Sample: VO-44-SS

Total Digested Mass: 37.548 grams

% Silica: 46.5 %

Sieve Size (phi)	Sieve Midpt (phi)	Weight (grams)	Freq Weight %	Cumulative Weight %
-2.00	-2.125	0.000	0.000	0.000
-1.75	-1.875	0.000	0.000	0.000
-1.50	-1.625	0.000	0.000	0.000
-1.25	-1.375	0.000	0.000	0.000
-1.00	-1.125	0.000	0.000	0.000
-0.75	-0.875	0.000	0.000	0.000
-0.50	-0.625	0.014	0.037	0.037
-0.25	-0.375	0.057	0.152	0.189
0.00	-0.125	0.443	1.180	1.369
0.25	0.125	1.655	4.408	5.777
0.50	0.375	2.355	6.272	12.049
0.75	0.625	2.635	7.018	19.066
1.00	0.875	3.334	8.879	27.946
1.25	1.125	1.777	4.733	32.678
1.50	1.375	1.717	4.573	37.251
1.75	1.625	1.898	5.055	42.306
2.00	1.875	3.019	8.040	50.346
2.25	2.125	4.564	12.155	62.501
2.50	2.375	6.215	16.552	79.053
2.75	2.625	5.454	14.525	93.579
3.00	2.875	1.985	5.287	98.865
3.25	3.125	0.341	0.908	99.774
3.50	3.375	0.055	0.146	99.920
3.75	3.625	0.016	0.043	99.963
4.00	3.875	0.014	0.037	100.000
5.00	4.500	0.000	0.000	100.000

Statistical Results			
Mean:	1.7183	phi	(0.3039 mm)
Standard Dev:	0.8791	phi-units	(0.5437 mm)
Skewness:	-0.4470	dimensionless	
Kurtosis:	1.8987	dimensionless	
5th Moment:	-1.7613	dimensionless	
6th Moment:	5.0650	dimensionless	
RARD *	0.5116	dimensionless	
Median	1.8642	phi	(0.2747 mm)

\* RARD = reciprocal absolute relative dispersion (see below)

Statistical Explanation	
Calculations based on the Method of Moments	
Skewness: 3rd Stand. Moment; Exact Gaussian = 0.0	
Kurtosis: 4th Stand. Moment; Exact Gaussian = 3.0	
For Further Explanation, See Calculation Sheets	
Millimeter data calculated by $mm = 2^{(-phi)}$	

Reciprocal Absolute Relative Dispersion (RARD) Scale	
< 0.5	Excellent homogeneity (e.g., beaches)
0.5 to 1.0	Good homogeneity
1.0 to 1.33	Fair homogeneity
> 1.33	Poor homogeneity (e.g., glacial)

