

Onshore Grab Sample

Sample: VO-44-BB
Sample Taken By: J. Ladner
Sample Collected On: 12/3/03
Splits? N/A

County: Volusia
Latitude: 28° 55' 27.72"
Longitude: 80° 49' 14.10"
Datum: NAD 83
Surf. Elev: N/A
Datum: N/A

Fine Data Summary

Total Sample Weight 93.966 grams
Total Fines in Sample 0.256 grams
Total Percent Fines 0.27 %

Dry Sieving Summary

Total Sample Weight 93.894 grams
Total Digested Weight 32.360 grams
Total Carbonate Weight 61.534 grams
Total Silica % 34.46 %
Total Carbonate % 65.54 %
Carbonate/Silica Ratio 1.902

General Comments:

None

Description

Worked By: M. Lachance

Pre-Digestion Grain Size Distribution

Onshore Grab Sample

Sample: VO-44-BB

Total Sample Mass: 93.894 grams

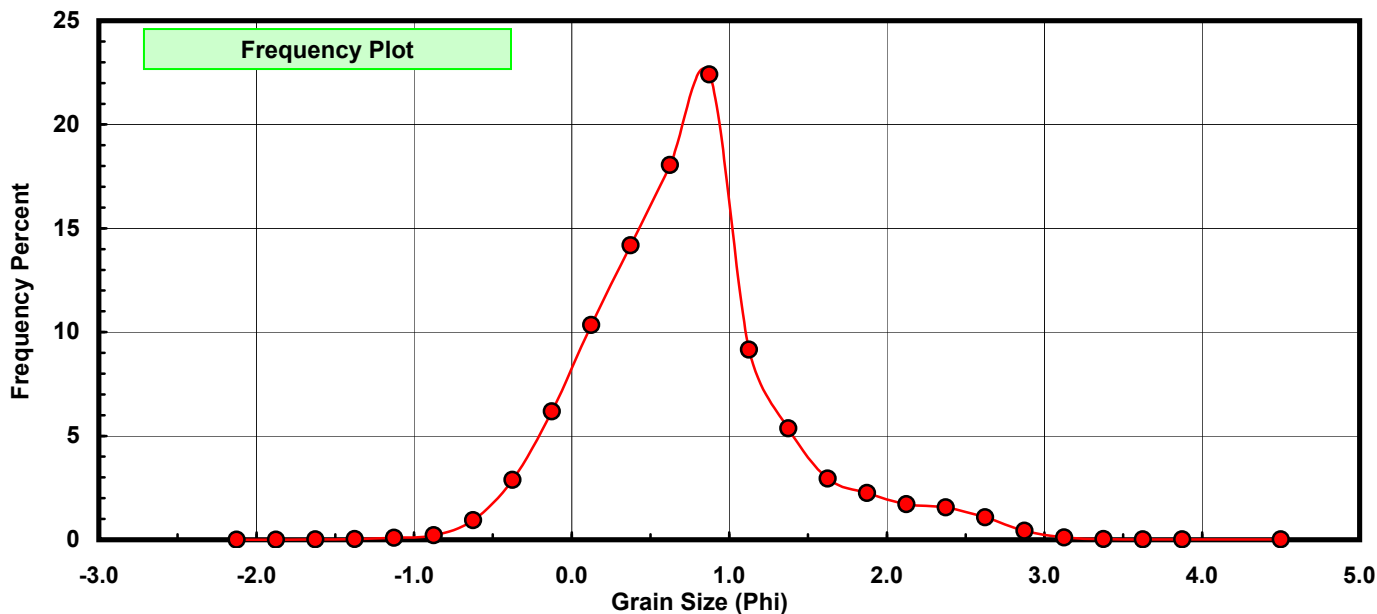
Sieve Size (phi)	Sieve Midpt (phi)	Weight (grams)	Freq Weight %	Cumulative Weight %
-2.00	-2.125	0.000	0.000	0.000
-1.75	-1.875	0.000	0.000	0.000
-1.50	-1.625	0.018	0.019	0.019
-1.25	-1.375	0.024	0.026	0.045
-1.00	-1.125	0.087	0.093	0.137
-0.75	-0.875	0.196	0.209	0.346
-0.50	-0.625	0.889	0.947	1.293
-0.25	-0.375	2.713	2.889	4.182
0.00	-0.125	5.806	6.184	10.366
0.25	0.125	9.710	10.341	20.707
0.50	0.375	13.309	14.174	34.882
0.75	0.625	16.943	18.045	52.927
1.00	0.875	21.041	22.409	75.336
1.25	1.125	8.591	9.150	84.486
1.50	1.375	5.042	5.370	89.856
1.75	1.625	2.767	2.947	92.803
2.00	1.875	2.114	2.251	95.054
2.25	2.125	1.610	1.715	96.769
2.50	2.375	1.465	1.560	98.329
2.75	2.625	1.006	1.071	99.400
3.00	2.875	0.398	0.424	99.824
3.25	3.125	0.097	0.103	99.928
3.50	3.375	0.026	0.028	99.955
3.75	3.625	0.016	0.017	99.972
4.00	3.875	0.012	0.013	99.985
5.00	4.500	0.014	0.015	100.000

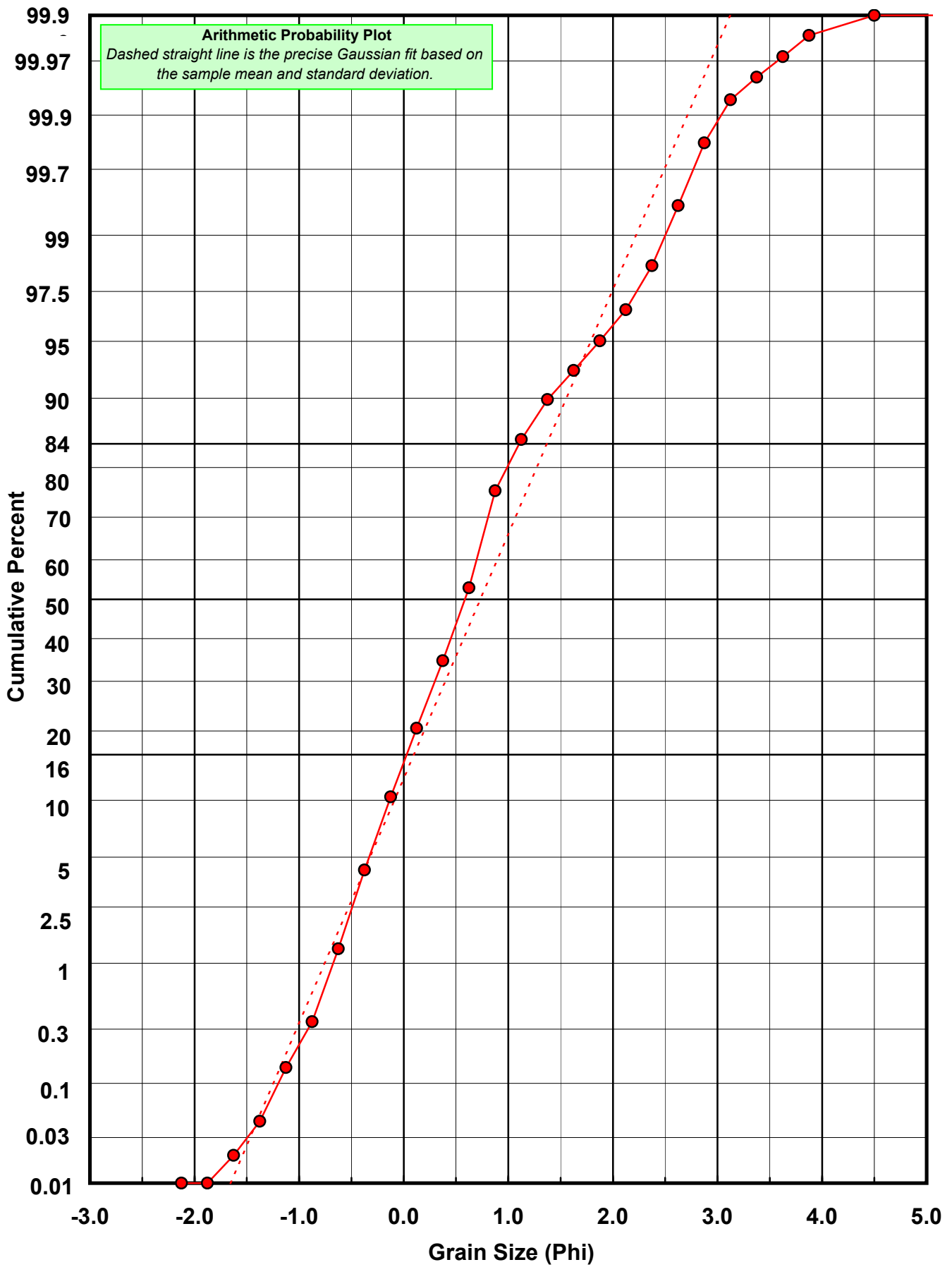
Statistical Results			
Mean:	0.7336	phi	(0.6014 mm)
Standard Dev:	0.6414	phi-units	(0.6411 mm)
Skewness:	0.7179	dimensionless	
Kurtosis:	4.3935	dimensionless	
5th Moment:	8.3550	dimensionless	
6th Moment:	37.8356	dimensionless	
RARD *	0.8744	dimensionless	
Median	0.5845	phi	(0.6669 mm)

* RARD = reciprocal absolute relative dispersion (see below)

Statistical Explanation
Calculations based on the Method of Moments
Skewness: 3rd Stand. Moment; Exact Gaussian = 0.0
Kurtosis: 4th Stand. Moment; Exact Gaussian = 3.0
For Further Explanation, See Calculation Sheets
Millimeter data calculated by $mm = 2^{(-phi)}$

Reciprocal Absolute Relative Dispersion (RARD) Scale	
< 0.5	Excellent homogeneity (e.g., beaches)
0.5 to 1.0	Good homogeneity
1.0 to 1.33	Fair homogeneity
> 1.33	Poor homogeneity (e.g., glacial)





Carbonate Grain Size Distribution

Onshore Grab Sample

Sample: VO-44-BB

Total Carbonate Mass: 61.556 grams

% Carbonate: 65.5 %

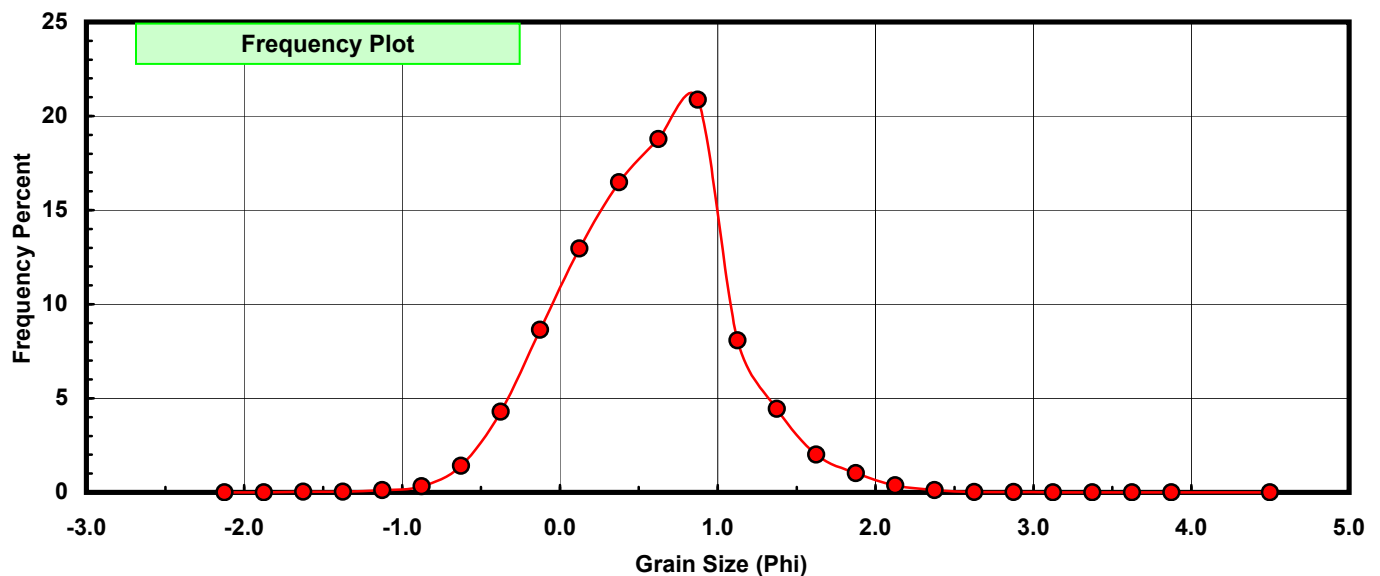
Sieve Size (phi)	Sieve Midpt (phi)	Weight (grams)	Freq Weight %	Cumulative Weight %
-2.00	-2.125	0.000	0.000	0.000
-1.75	-1.875	0.000	0.000	0.000
-1.50	-1.625	0.018	0.029	0.029
-1.25	-1.375	0.024	0.039	0.068
-1.00	-1.125	0.069	0.112	0.180
-0.75	-0.875	0.196	0.318	0.499
-0.50	-0.625	0.867	1.408	1.907
-0.25	-0.375	2.639	4.287	6.194
0.00	-0.125	5.315	8.634	14.829
0.25	0.125	7.976	12.957	27.786
0.50	0.375	10.142	16.476	44.262
0.75	0.625	11.561	18.781	63.043
1.00	0.875	12.846	20.869	83.912
1.25	1.125	4.972	8.077	91.989
1.50	1.375	2.730	4.435	96.424
1.75	1.625	1.240	2.014	98.439
2.00	1.875	0.623	1.012	99.451
2.25	2.125	0.235	0.382	99.833
2.50	2.375	0.073	0.119	99.951
2.75	2.625	0.015	0.024	99.976
3.00	2.875	0.015	0.024	100.000
3.25	3.125	0.000	0.000	100.000
3.50	3.375	0.000	0.000	100.000
3.75	3.625	0.000	0.000	100.000
4.00	3.875	0.000	0.000	100.000
5.00	4.500	0.000	0.000	100.000

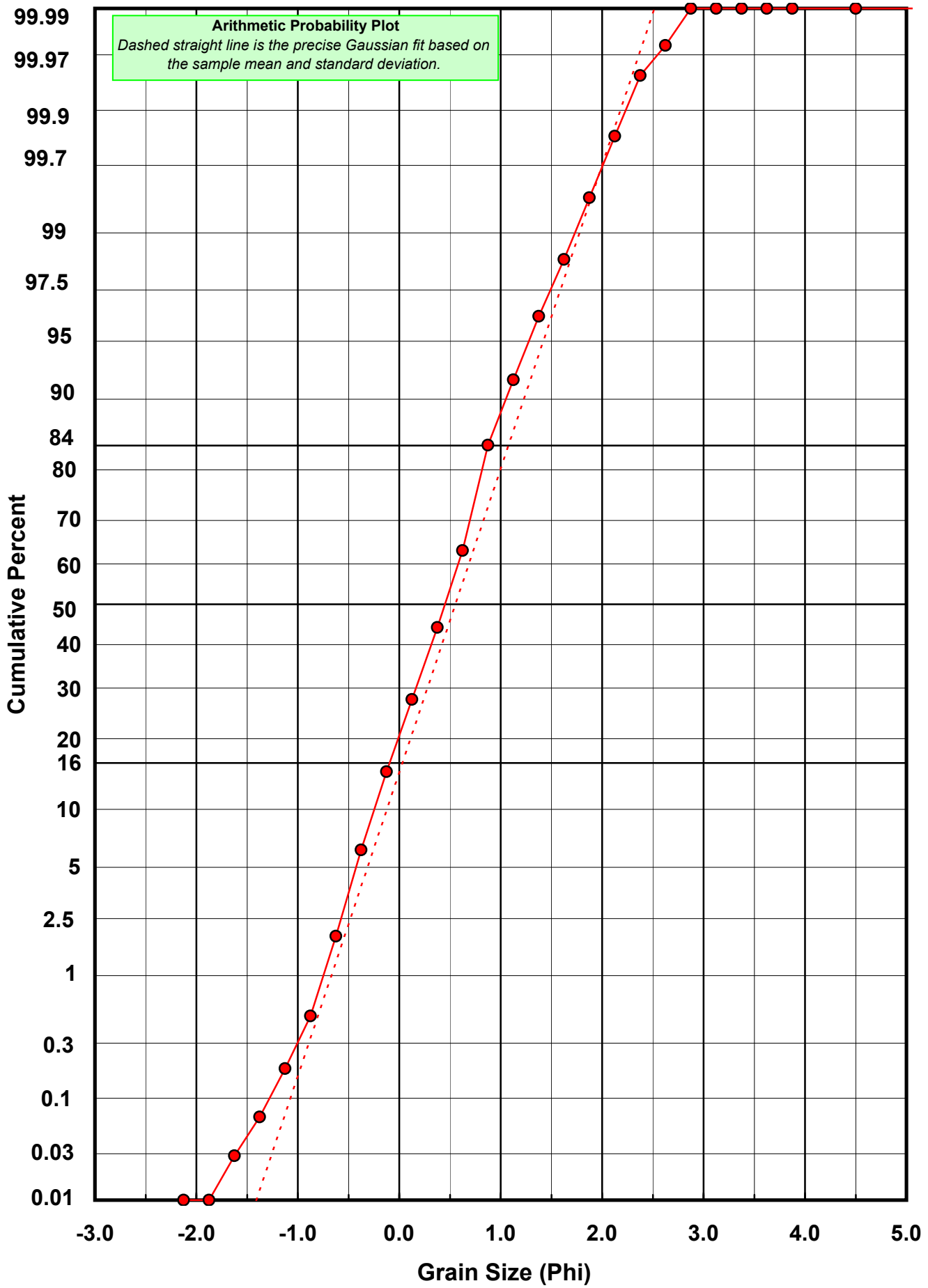
Statistical Results			
Mean:	0.5531	phi	(0.6816 mm)
Standard Dev:	0.5270	phi-units	(0.694 mm)
Skewness:	0.0451	dimensionless	
Kurtosis:	3.3272	dimensionless	
5th Moment:	1.0902	dimensionless	
6th Moment:	20.7593	dimensionless	
RARD *	0.9528	dimensionless	
Median	0.4514	phi	(0.7313 mm)

* RARD = reciprocal absolute relative dispersion (see below)

Statistical Explanation	
Calculations based on the Method of Moments	
Skewness: 3rd Stand. Moment; Exact Gaussian = 0.0	
Kurtosis: 4th Stand. Moment; Exact Gaussian = 3.0	
For Further Explanation, See Calculation Sheets	
Millimeter data calculated by $mm = 2^{(-phi)}$	

Reciprocal Absolute Relative Dispersion (RARD) Scale	
< 0.5	Excellent homogeneity (e.g., beaches)
0.5 to 1.0	Good homogeneity
1.0 to 1.33	Fair homogeneity
> 1.33	Poor homogeneity (e.g., glacial)





Post-Digestion Grain Size Distribution

Onshore Grab Sample

Sample: VO-44-BB

Total Digested Mass: 32.346 grams

% Silica: 34.5 %

Sieve Size (phi)	Sieve Midpt (phi)	Weight (grams)	Freq Weight %	Cumulative Weight %
-2.00	-2.125	0.000	0.000	0.000
-1.75	-1.875	0.000	0.000	0.000
-1.50	-1.625	0.000	0.000	0.000
-1.25	-1.375	0.000	0.000	0.000
-1.00	-1.125	0.018	0.056	0.056
-0.75	-0.875	0.000	0.000	0.056
-0.50	-0.625	0.022	0.068	0.124
-0.25	-0.375	0.074	0.229	0.352
0.00	-0.125	0.491	1.518	1.870
0.25	0.125	1.734	5.361	7.231
0.50	0.375	3.167	9.791	17.022
0.75	0.625	5.382	16.639	33.661
1.00	0.875	8.195	25.335	58.996
1.25	1.125	3.619	11.188	70.185
1.50	1.375	2.312	7.148	77.333
1.75	1.625	1.527	4.721	82.053
2.00	1.875	1.491	4.610	86.663
2.25	2.125	1.375	4.251	90.914
2.50	2.375	1.392	4.303	95.217
2.75	2.625	0.991	3.064	98.281
3.00	2.875	0.383	1.184	99.465
3.25	3.125	0.098	0.303	99.768
3.50	3.375	0.038	0.117	99.886
3.75	3.625	0.022	0.068	99.954
4.00	3.875	0.015	0.046	100.000
5.00	4.500	0.000	0.000	100.000

Statistical Results			
Mean:	1.0773	phi	(0.4739 mm)
Standard Dev:	0.7042	phi-units	(0.6138 mm)
Skewness:	0.8264	dimensionless	
Kurtosis:	3.2532	dimensionless	
5th Moment:	5.4060	dimensionless	
6th Moment:	17.7768	dimensionless	
RARD *	0.6537	dimensionless	
Median	0.7862	phi	(0.5799 mm)

* RARD = reciprocal absolute relative dispersion (see below)

Statistical Explanation	
Calculations based on the Method of Moments	
Skewness: 3rd Stand. Moment; Exact Gaussian = 0.0	
Kurtosis: 4th Stand. Moment; Exact Gaussian = 3.0	
For Further Explanation, See Calculation Sheets	
Millimeter data calculated by $mm = 2^{(-phi)}$	

Reciprocal Absolute Relative Dispersion (RARD) Scale	
< 0.5	Excellent homogeneity (e.g., beaches)
0.5 to 1.0	Good homogeneity
1.0 to 1.33	Fair homogeneity
> 1.33	Poor homogeneity (e.g., glacial)

