

Onshore Grab Sample

Sample: VO-42-BB
Sample Taken By: J. Ladner
Sample Collected On: 12/3/03
Splits? N/A

County: Volusia
Latitude: 28° 57' 44.28"
Longitude: 80° 50' 7.38"
Datum: NAD 83
Surf. Elev: N/A
Datum: N/A

Fine Data Summary

Total Sample Weight 94.446 grams
Total Fines in Sample 0.305 grams
Total Percent Fines 0.32 %

Dry Sieving Summary

Total Sample Weight 94.162 grams
Total Digested Weight 45.339 grams
Total Carbonate Weight 48.823 grams
Total Silica % 48.15 %
Total Carbonate % 51.85 %
Carbonate/Silica Ratio 1.077

General Comments:

None

Description

Worked By: M. Lachance

Pre-Digestion Grain Size Distribution

Onshore Grab Sample

Sample: VO-42-BB

Total Sample Mass: 94.162 grams

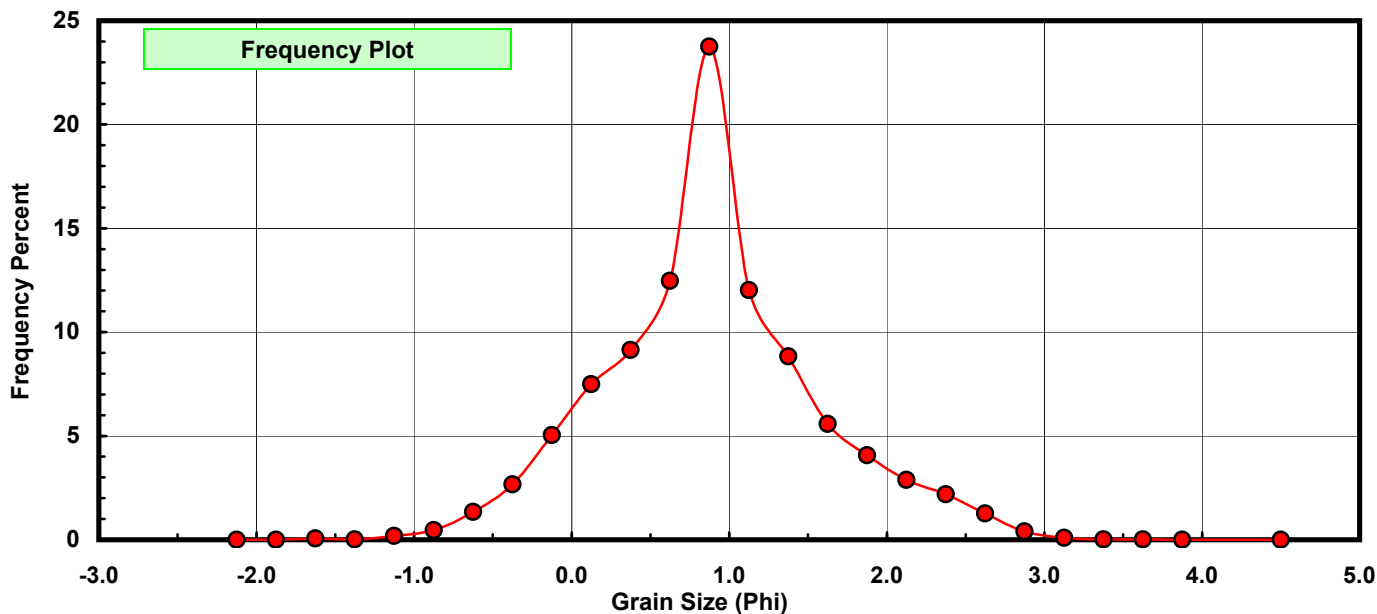
Sieve Size (phi)	Sieve Midpt (phi)	Weight (grams)	Freq Weight %	Cumulative Weight %
-2.00	-2.125	0.000	0.000	0.000
-1.75	-1.875	0.000	0.000	0.000
-1.50	-1.625	0.054	0.057	0.057
-1.25	-1.375	0.021	0.022	0.080
-1.00	-1.125	0.170	0.181	0.260
-0.75	-0.875	0.436	0.463	0.723
-0.50	-0.625	1.259	1.337	2.060
-0.25	-0.375	2.513	2.669	4.729
0.00	-0.125	4.741	5.035	9.764
0.25	0.125	7.059	7.497	17.261
0.50	0.375	8.601	9.134	26.395
0.75	0.625	11.742	12.470	38.865
1.00	0.875	22.365	23.752	62.617
1.25	1.125	11.326	12.028	74.645
1.50	1.375	8.323	8.839	83.484
1.75	1.625	5.257	5.583	89.067
2.00	1.875	3.837	4.075	93.142
2.25	2.125	2.711	2.879	96.021
2.50	2.375	2.056	2.183	98.204
2.75	2.625	1.187	1.261	99.465
3.00	2.875	0.383	0.407	99.871
3.25	3.125	0.085	0.090	99.962
3.50	3.375	0.017	0.018	99.980
3.75	3.625	0.008	0.008	99.988
4.00	3.875	0.005	0.005	99.994
5.00	4.500	0.006	0.006	100.000

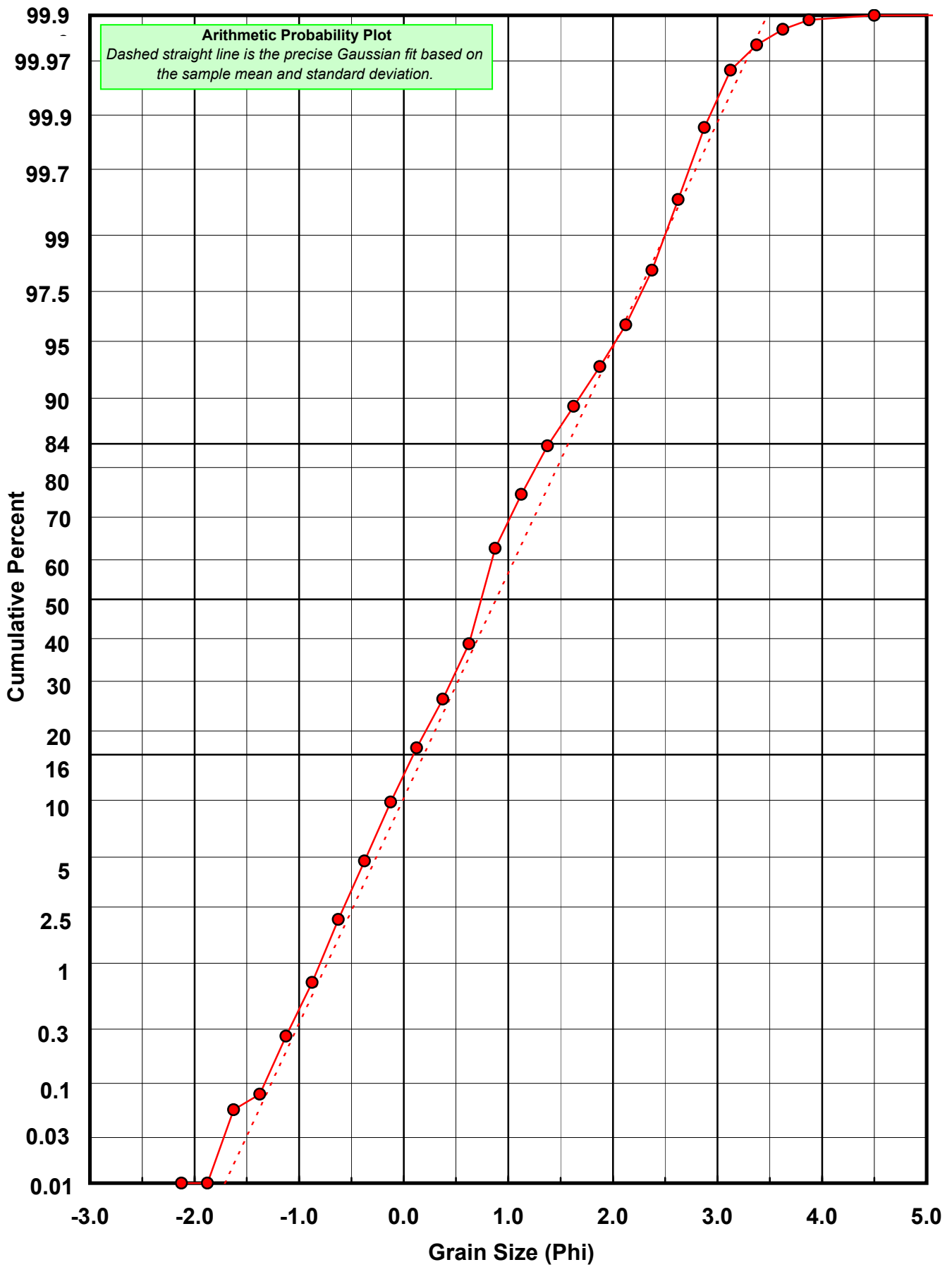
Statistical Results			
Mean:	0.8834	phi	(0.5421 mm)
Standard Dev:	0.6961	phi-units	(0.6172 mm)
Skewness:	0.2131	dimensionless	
Kurtosis:	3.4003	dimensionless	
5th Moment:	1.8141	dimensionless	
6th Moment:	18.9725	dimensionless	
RARD *	0.7879	dimensionless	
Median	0.7422	phi	(0.5978 mm)

* RARD = reciprocal absolute relative dispersion (see below)

Statistical Explanation
Calculations based on the Method of Moments
Skewness: 3rd Stand. Moment; Exact Gaussian = 0.0
Kurtosis: 4th Stand. Moment; Exact Gaussian = 3.0
For Further Explanation, See Calculation Sheets
Millimeter data calculated by $mm = 2^{(-phi)}$

Reciprocal Absolute Relative Dispersion (RARD) Scale	
< 0.5	Excellent homogeneity (e.g., beaches)
0.5 to 1.0	Good homogeneity
1.0 to 1.33	Fair homogeneity
> 1.33	Poor homogeneity (e.g., glacial)





Carbonate Grain Size Distribution

Onshore Grab Sample

Sample: VO-42-BB

Total Carbonate Mass: 48.844 grams

% Carbonate: 51.9 %

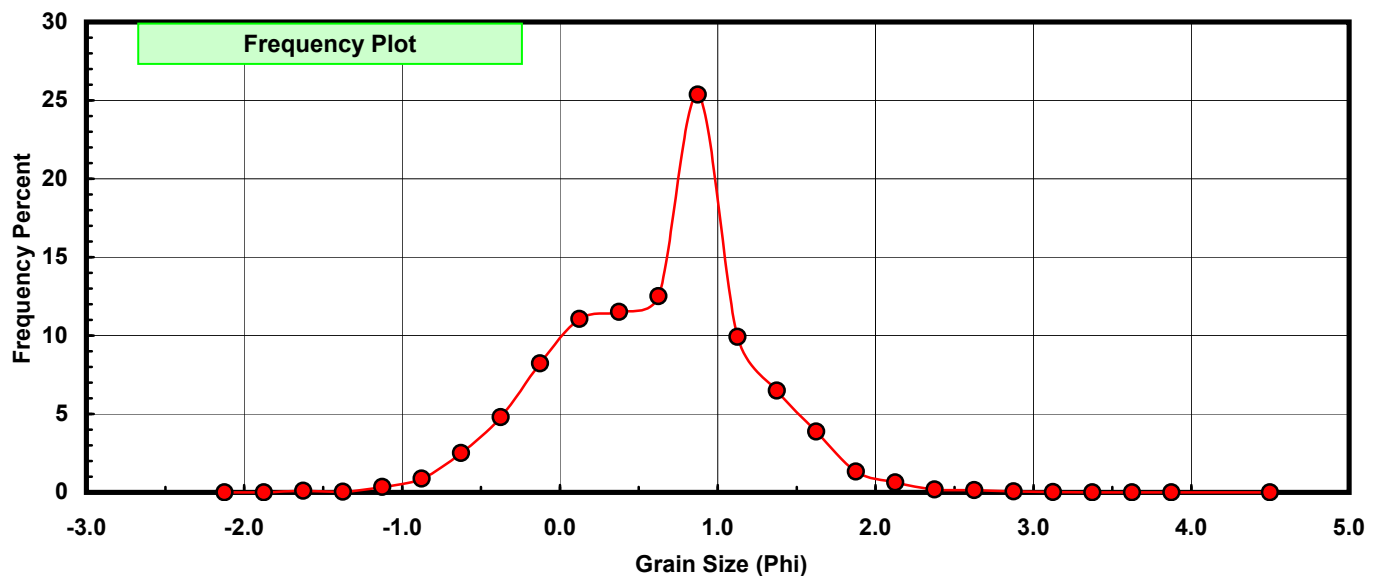
Sieve Size (phi)	Sieve Midpt (phi)	Weight (grams)	Freq Weight %	Cumulative Weight %
-2.00	-2.125	0.000	0.000	0.000
-1.75	-1.875	0.000	0.000	0.000
-1.50	-1.625	0.054	0.111	0.111
-1.25	-1.375	0.021	0.043	0.154
-1.00	-1.125	0.170	0.348	0.502
-0.75	-0.875	0.424	0.868	1.370
-0.50	-0.625	1.224	2.506	3.876
-0.25	-0.375	2.338	4.787	8.662
0.00	-0.125	4.017	8.224	16.886
0.25	0.125	5.404	11.064	27.950
0.50	0.375	5.622	11.510	39.460
0.75	0.625	6.114	12.517	51.978
1.00	0.875	12.390	25.366	77.344
1.25	1.125	4.849	9.928	87.272
1.50	1.375	3.170	6.490	93.762
1.75	1.625	1.892	3.874	97.635
2.00	1.875	0.650	1.331	98.966
2.25	2.125	0.308	0.631	99.597
2.50	2.375	0.092	0.188	99.785
2.75	2.625	0.070	0.143	99.928
3.00	2.875	0.026	0.053	99.982
3.25	3.125	0.009	0.018	100.000
3.50	3.375	0.000	0.000	100.000
3.75	3.625	0.000	0.000	100.000
4.00	3.875	0.000	0.000	100.000
5.00	4.500	0.000	0.000	100.000

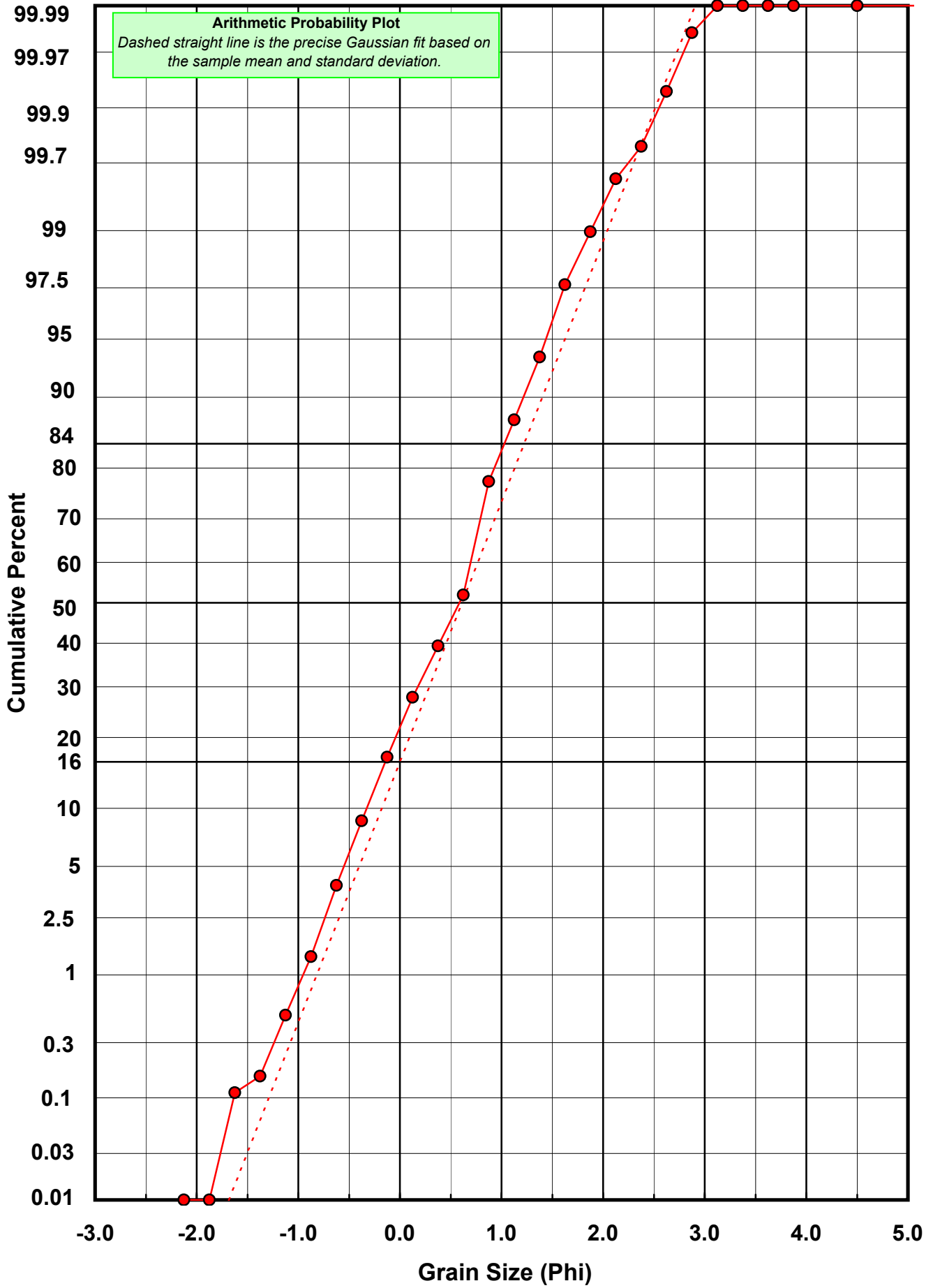
Statistical Results			
Mean:	0.6120	phi	(0.6543 mm)
Standard Dev:	0.6160	phi-units	(0.6525 mm)
Skewness:	-0.1585	dimensionless	
Kurtosis:	3.1495	dimensionless	
5th Moment:	-0.5464	dimensionless	
6th Moment:	17.9181	dimensionless	
RARD *	1.0067	dimensionless	
Median	0.5855	phi	(0.6664 mm)

* RARD = reciprocal absolute relative dispersion (see below)

Statistical Explanation	
Calculations based on the Method of Moments	
Skewness: 3rd Stand. Moment; Exact Gaussian = 0.0	
Kurtosis: 4th Stand. Moment; Exact Gaussian = 3.0	
For Further Explanation, See Calculation Sheets	
Millimeter data calculated by $mm = 2^{(-phi)}$	

Reciprocal Absolute Relative Dispersion (RARD) Scale	
< 0.5	Excellent homogeneity (e.g., beaches)
0.5 to 1.0	Good homogeneity
1.0 to 1.33	Fair homogeneity
> 1.33	Poor homogeneity (e.g., glacial)





Post-Digestion Grain Size Distribution

Onshore Grab Sample

Sample: VO-42-BB

Total Digested Mass: 45.328 grams

% Silica: 48.1 %

Sieve Size (phi)	Sieve Midpt (phi)	Weight (grams)	Freq Weight %	Cumulative Weight %
-2.00	-2.125	0.000	0.000	0.000
-1.75	-1.875	0.000	0.000	0.000
-1.50	-1.625	0.000	0.000	0.000
-1.25	-1.375	0.000	0.000	0.000
-1.00	-1.125	0.000	0.000	0.000
-0.75	-0.875	0.012	0.026	0.026
-0.50	-0.625	0.035	0.077	0.104
-0.25	-0.375	0.175	0.386	0.490
0.00	-0.125	0.724	1.597	2.087
0.25	0.125	1.655	3.651	5.738
0.50	0.375	2.979	6.572	12.310
0.75	0.625	5.628	12.416	24.726
1.00	0.875	9.975	22.006	46.733
1.25	1.125	6.477	14.289	61.022
1.50	1.375	5.153	11.368	72.390
1.75	1.625	3.365	7.424	79.814
2.00	1.875	3.187	7.031	86.845
2.25	2.125	2.403	5.301	92.146
2.50	2.375	1.964	4.333	96.479
2.75	2.625	1.117	2.464	98.943
3.00	2.875	0.357	0.788	99.731
3.25	3.125	0.076	0.168	99.899
3.50	3.375	0.023	0.051	99.949
3.75	3.625	0.012	0.026	99.976
4.00	3.875	0.011	0.024	100.000
5.00	4.500	0.000	0.000	100.000

Statistical Results			
Mean:	1.1765	phi	(0.4424 mm)
Standard Dev:	0.6638	phi-units	(0.6312 mm)
Skewness:	0.4605	dimensionless	
Kurtosis:	2.9001	dimensionless	
5th Moment:	2.9067	dimensionless	
6th Moment:	13.6269	dimensionless	
RARD *	0.5643	dimensionless	
Median	0.9322	phi	(0.5241 mm)

* RARD = reciprocal absolute relative dispersion (see below)

Statistical Explanation	
Calculations based on the Method of Moments	
Skewness: 3rd Stand. Moment; Exact Gaussian = 0.0	
Kurtosis: 4th Stand. Moment; Exact Gaussian = 3.0	
For Further Explanation, See Calculation Sheets	
Millimeter data calculated by $mm = 2^{(-phi)}$	

Reciprocal Absolute Relative Dispersion (RARD) Scale	
< 0.5	Excellent homogeneity (e.g., beaches)
0.5 to 1.0	Good homogeneity
1.0 to 1.33	Fair homogeneity
> 1.33	Poor homogeneity (e.g., glacial)

