

Onshore Grab Sample

Sample: VO-40-SS
Sample Taken By: J. Ladner
Sample Collected On: 12/3/03
Splits? N/A

County: Volusia
Latitude: 28° 58' 03.66"
Longitude: 80° 51' 02.16"
Datum: NAD 83
Surf. Elev: N/A
Datum: N/A

Fine Data Summary

Total Sample Weight 88.481 grams
Total Fines in Sample 0.884 grams
Total Percent Fines 0.99 %

Dry Sieving Summary

Total Sample Weight 87.727 grams
Total Digested Weight 32.562 grams
Total Carbonate Weight 55.165 grams
Total Silica % 37.12 %
Total Carbonate % 62.88 %
Carbonate/Silica Ratio 1.694

General Comments:

None

Description

Worked By: M. Lachance

Pre-Digestion Grain Size Distribution

Onshore Grab Sample

Sample: VO-40-SS

Total Sample Mass: 87.727 grams

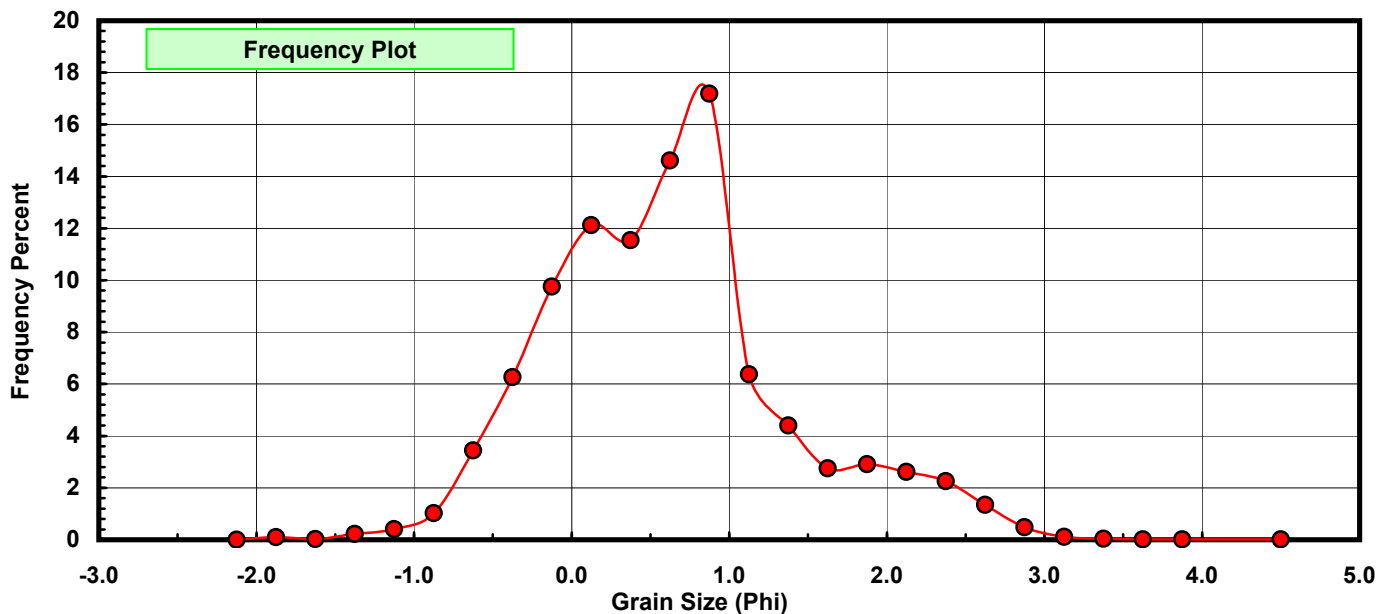
Sieve Size (phi)	Sieve Midpt (phi)	Weight (grams)	Freq Weight %	Cumulative Weight %
-2.00	-2.125	0.000	0.000	0.000
-1.75	-1.875	0.088	0.100	0.100
-1.50	-1.625	0.027	0.031	0.131
-1.25	-1.375	0.198	0.226	0.357
-1.00	-1.125	0.356	0.406	0.763
-0.75	-0.875	0.899	1.025	1.787
-0.50	-0.625	3.016	3.438	5.225
-0.25	-0.375	5.494	6.263	11.488
0.00	-0.125	8.552	9.748	21.236
0.25	0.125	10.636	12.124	33.360
0.50	0.375	10.126	11.543	44.903
0.75	0.625	12.823	14.617	59.520
1.00	0.875	15.075	17.184	76.704
1.25	1.125	5.589	6.371	83.075
1.50	1.375	3.861	4.401	87.476
1.75	1.625	2.411	2.748	90.224
2.00	1.875	2.553	2.910	93.134
2.25	2.125	2.290	2.610	95.745
2.50	2.375	1.976	2.252	97.997
2.75	2.625	1.175	1.339	99.337
3.00	2.875	0.419	0.478	99.814
3.25	3.125	0.096	0.109	99.924
3.50	3.375	0.028	0.032	99.956
3.75	3.625	0.013	0.015	99.970
4.00	3.875	0.015	0.017	99.987
5.00	4.500	0.011	0.013	100.000

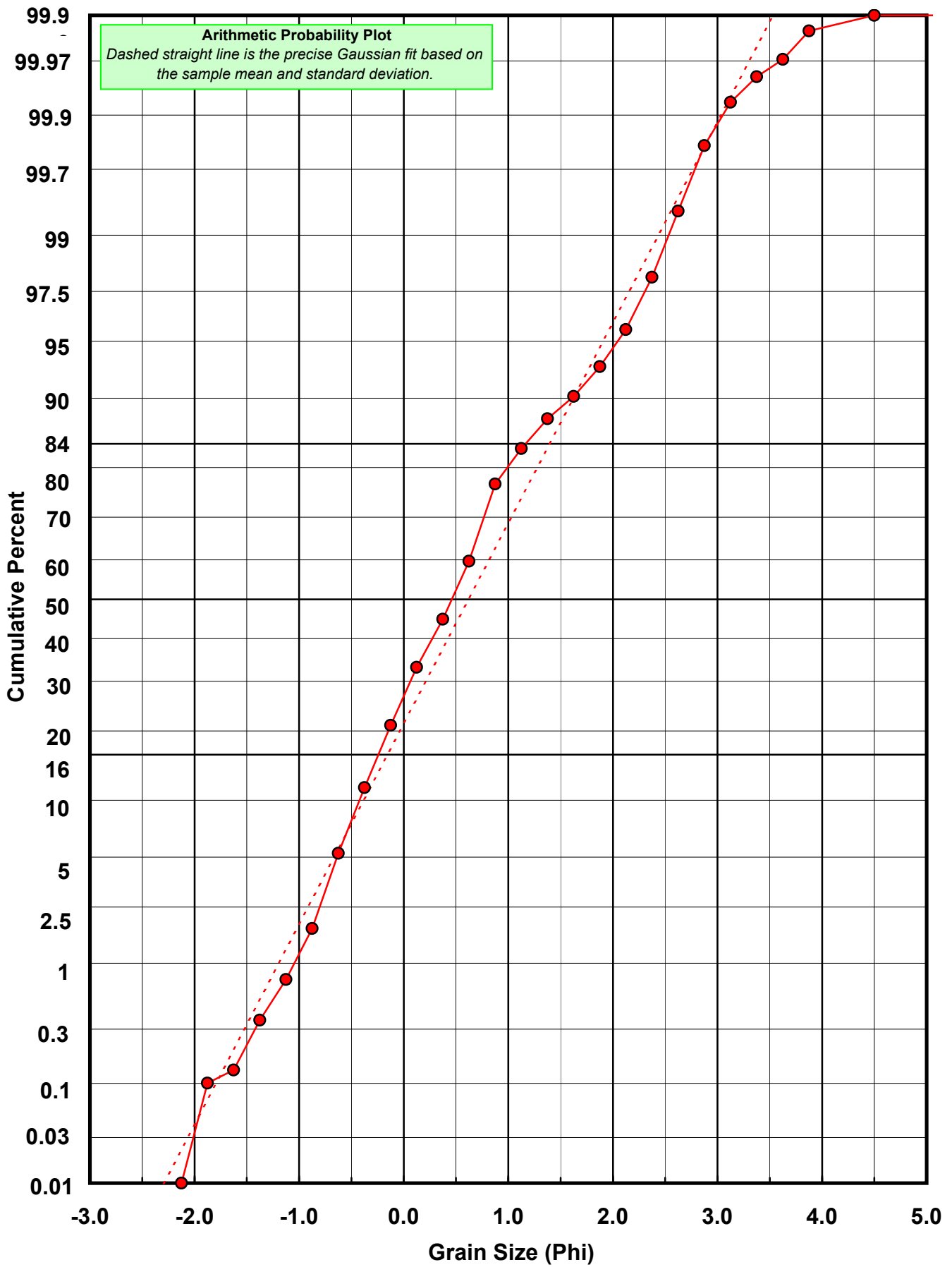
Statistical Results			
Mean:	0.6195	phi	(0.6509 mm)
Standard Dev:	0.7824	phi-units	(0.5814 mm)
Skewness:	0.5351	dimensionless	
Kurtosis:	3.4599	dimensionless	
5th Moment:	4.3948	dimensionless	
6th Moment:	20.3973	dimensionless	
RARD *	1.2629	dimensionless	
Median	0.4622	phi	(0.7259 mm)

* RARD = reciprocal absolute relative dispersion (see below)

Statistical Explanation	
Calculations based on the Method of Moments	
Skewness: 3rd Stand. Moment; Exact Gaussian = 0.0	
Kurtosis: 4th Stand. Moment; Exact Gaussian = 3.0	
For Further Explanation, See Calculation Sheets	
Millimeter data calculated by $mm = 2^{(-phi)}$	

Reciprocal Absolute Relative Dispersion (RARD) Scale	
< 0.5	Excellent homogeneity (e.g., beaches)
0.5 to 1.0	Good homogeneity
1.0 to 1.33	Fair homogeneity
> 1.33	Poor homogeneity (e.g., glacial)





Carbonate Grain Size Distribution

Onshore Grab Sample

Sample: VO-40-SS

Total Carbonate Mass: 55.188 grams

% Carbonate: 62.9 %

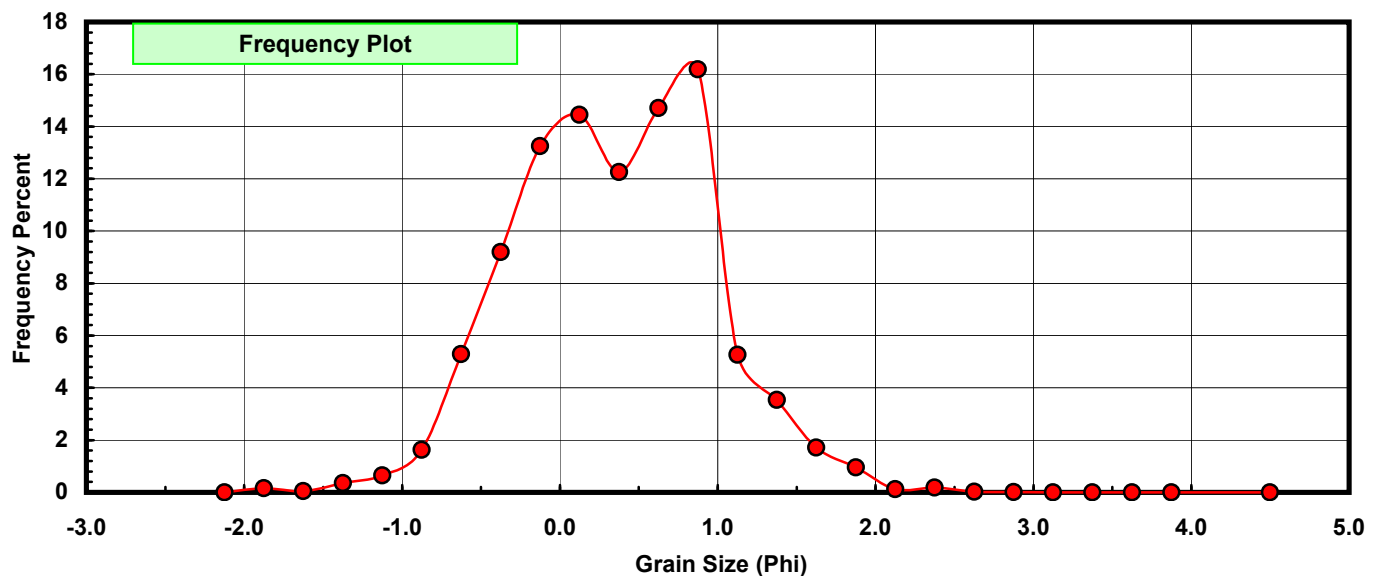
Sieve Size (phi)	Sieve Midpt (phi)	Weight (grams)	Freq Weight %	Cumulative Weight %
-2.00	-2.125	0.000	0.000	0.000
-1.75	-1.875	0.088	0.159	0.159
-1.50	-1.625	0.027	0.049	0.208
-1.25	-1.375	0.198	0.359	0.567
-1.00	-1.125	0.356	0.645	1.212
-0.75	-0.875	0.899	1.629	2.841
-0.50	-0.625	2.916	5.284	8.125
-0.25	-0.375	5.075	9.196	17.321
0.00	-0.125	7.313	13.251	30.572
0.25	0.125	7.973	14.447	45.019
0.50	0.375	6.766	12.260	57.279
0.75	0.625	8.114	14.702	71.981
1.00	0.875	8.937	16.194	88.175
1.25	1.125	2.909	5.271	93.446
1.50	1.375	1.951	3.535	96.981
1.75	1.625	0.949	1.720	98.701
2.00	1.875	0.526	0.953	99.654
2.25	2.125	0.066	0.120	99.774
2.50	2.375	0.099	0.179	99.953
2.75	2.625	0.016	0.029	99.982
3.00	2.875	0.008	0.014	99.996
3.25	3.125	0.001	0.002	99.998
3.50	3.375	0.000	0.000	99.998
3.75	3.625	0.000	0.000	99.998
4.00	3.875	0.001	0.002	100.000
5.00	4.500	0.000	0.000	100.000

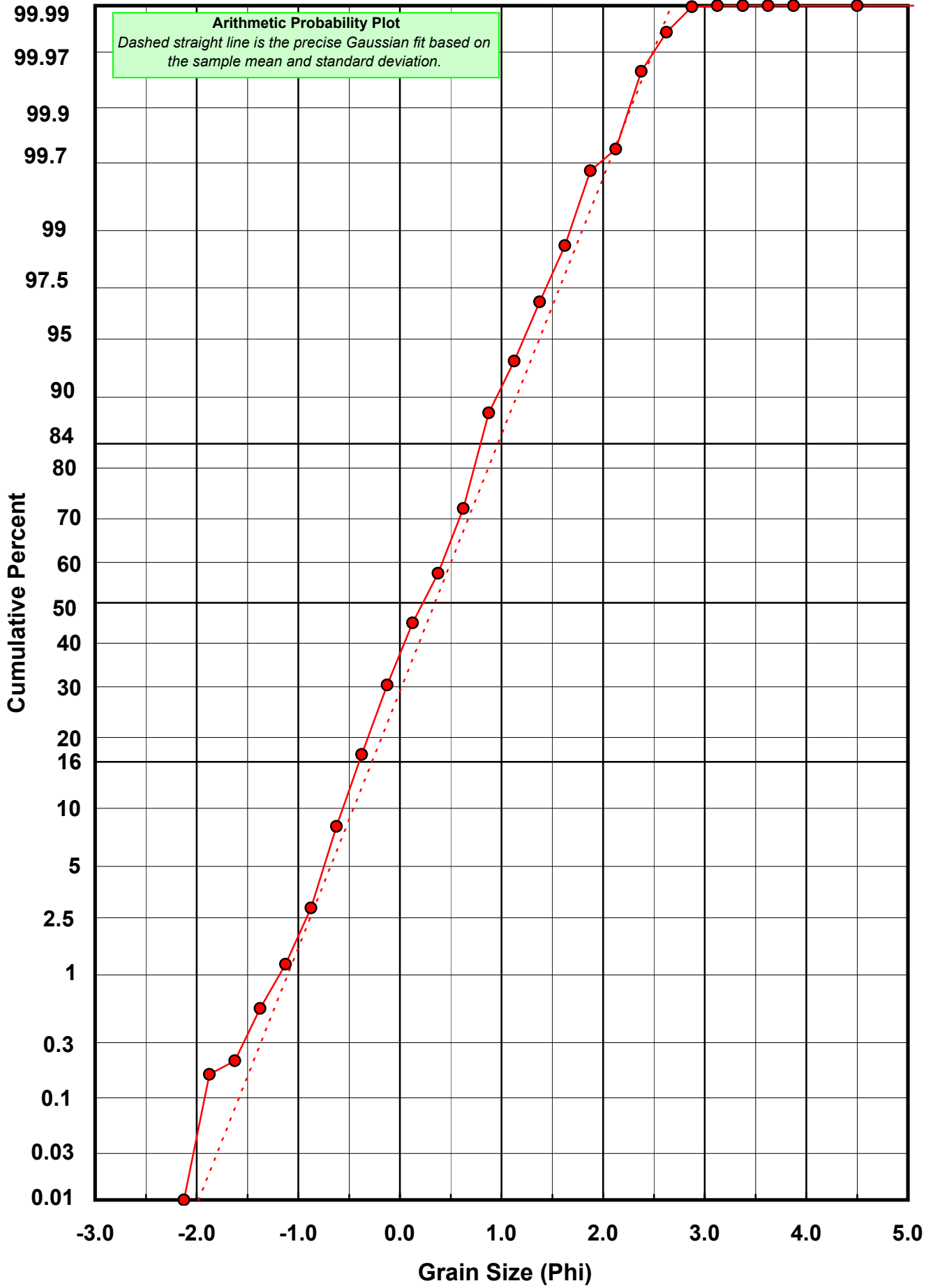
Statistical Results			
Mean:	0.3451	phi	(0.7872 mm)
Standard Dev:	0.6249	phi-units	(0.6485 mm)
Skewness:	0.0099	dimensionless	
Kurtosis:	3.0297	dimensionless	
5th Moment:	0.2334	dimensionless	
6th Moment:	17.6370	dimensionless	
RARD *	1.8104	dimensionless	
Median	0.2266	phi	(0.8547 mm)

* RARD = reciprocal absolute relative dispersion (see below)

Statistical Explanation	
Calculations based on the Method of Moments	
Skewness: 3rd Stand. Moment; Exact Gaussian = 0.0	
Kurtosis: 4th Stand. Moment; Exact Gaussian = 3.0	
For Further Explanation, See Calculation Sheets	
Millimeter data calculated by $mm = 2^{(-phi)}$	

Reciprocal Absolute Relative Dispersion (RARD) Scale	
< 0.5	Excellent homogeneity (e.g., beaches)
0.5 to 1.0	Good homogeneity
1.0 to 1.33	Fair homogeneity
> 1.33	Poor homogeneity (e.g., glacial)





Post-Digestion Grain Size Distribution

Onshore Grab Sample

Sample: VO-40-SS

Total Digested Mass: 32.551 grams

% Silica: 37.1 %

Sieve Size (phi)	Sieve Midpt (phi)	Weight (grams)	Freq Weight %	Cumulative Weight %
-2.00	-2.125	0.000	0.000	0.000
-1.75	-1.875	0.000	0.000	0.000
-1.50	-1.625	0.000	0.000	0.000
-1.25	-1.375	0.000	0.000	0.000
-1.00	-1.125	0.000	0.000	0.000
-0.75	-0.875	0.000	0.000	0.000
-0.50	-0.625	0.100	0.307	0.307
-0.25	-0.375	0.419	1.287	1.594
0.00	-0.125	1.239	3.806	5.401
0.25	0.125	2.663	8.181	13.582
0.50	0.375	3.360	10.322	23.904
0.75	0.625	4.709	14.467	38.371
1.00	0.875	6.138	18.857	57.227
1.25	1.125	2.680	8.233	65.460
1.50	1.375	1.910	5.868	71.328
1.75	1.625	1.462	4.491	75.819
2.00	1.875	2.027	6.227	82.047
2.25	2.125	2.224	6.832	88.879
2.50	2.375	1.877	5.766	94.645
2.75	2.625	1.159	3.561	98.206
3.00	2.875	0.411	1.263	99.469
3.25	3.125	0.095	0.292	99.760
3.50	3.375	0.044	0.135	99.896
3.75	3.625	0.020	0.061	99.957
4.00	3.875	0.014	0.043	100.000
5.00	4.500	0.000	0.000	100.000

Statistical Results			
Mean:	1.0854	phi	(0.4713 mm)
Standard Dev:	0.8106	phi-units	(0.5702 mm)
Skewness:	0.4921	dimensionless	
Kurtosis:	2.4040	dimensionless	
5th Moment:	2.5284	dimensionless	
6th Moment:	8.8378	dimensionless	
RARD *	0.7468	dimensionless	
Median	0.7792	phi	(0.5827 mm)

* RARD = reciprocal absolute relative dispersion (see below)

Statistical Explanation	
Calculations based on the Method of Moments	
Skewness: 3rd Stand. Moment; Exact Gaussian = 0.0	
Kurtosis: 4th Stand. Moment; Exact Gaussian = 3.0	
For Further Explanation, See Calculation Sheets	
Millimeter data calculated by $mm = 2^{(-phi)}$	

Reciprocal Absolute Relative Dispersion (RARD) Scale	
< 0.5	Excellent homogeneity (e.g., beaches)
0.5 to 1.0	Good homogeneity
1.0 to 1.33	Fair homogeneity
> 1.33	Poor homogeneity (e.g., glacial)

