

**Onshore Grab Sample**

**Sample:** VO-40-BB  
**Sample Taken By:** J. Ladner  
**Sample Collected On:** 12/3/03  
**Splits?** N/A

**County:** Volusia  
**Latitude:** 28° 58' 3.54"  
**Longitude:** 80° 51' 2.34"  
**Datum:** NAD 83  
**Surf. Elev:** N/A  
**Datum:** N/A

**Fine Data Summary**

Total Sample Weight 101.194 grams  
Total Fines in Sample 0.348 grams  
Total Percent Fines 0.34 %

**Dry Sieving Summary**

Total Sample Weight 100.883 grams  
Total Digested Weight 30.982 grams  
Total Carbonate Weight 69.901 grams  
Total Silica % 30.71 %  
Total Carbonate % 69.29 %  
Carbonate/Silica Ratio 2.256

**General Comments:**

None

**Description**

Worked By: M. Lachance

# Pre-Digestion Grain Size Distribution

Onshore Grab Sample

Sample: VO-40-BB

Total Sample Mass: 100.883 grams

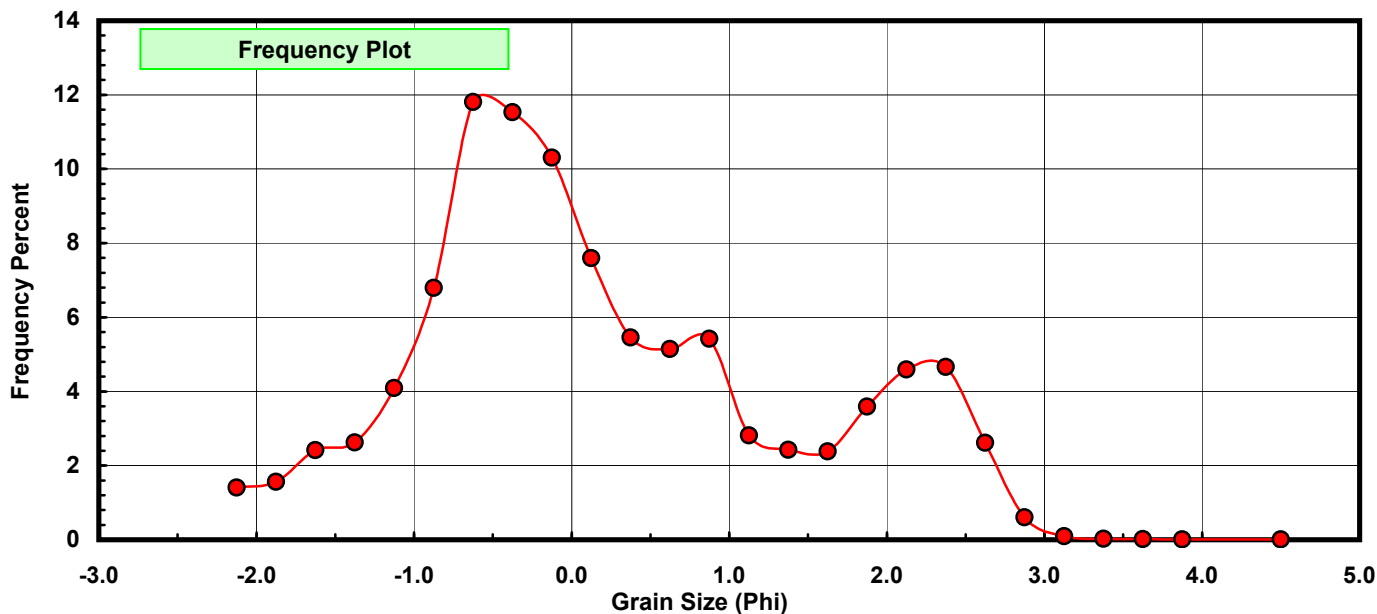
Sieve Size (phi)	Sieve Midpt (phi)	Weight (grams)	Freq Weight %	Cumulative Weight %
-2.00	-2.125	1.419	1.407	1.407
-1.75	-1.875	1.579	1.565	2.972
-1.50	-1.625	2.441	2.420	5.391
-1.25	-1.375	2.647	2.624	8.015
-1.00	-1.125	4.125	4.089	12.104
-0.75	-0.875	6.855	6.795	18.899
-0.50	-0.625	11.912	11.808	30.707
-0.25	-0.375	11.637	11.535	42.242
0.00	-0.125	10.400	10.309	52.551
0.25	0.125	7.663	7.596	60.147
0.50	0.375	5.504	5.456	65.603
0.75	0.625	5.194	5.149	70.751
1.00	0.875	5.469	5.421	76.172
1.25	1.125	2.836	2.811	78.984
1.50	1.375	2.446	2.425	81.408
1.75	1.625	2.403	2.382	83.790
2.00	1.875	3.618	3.586	87.376
2.25	2.125	4.631	4.590	91.967
2.50	2.375	4.700	4.659	96.626
2.75	2.625	2.637	2.614	99.240
3.00	2.875	0.607	0.602	99.841
3.25	3.125	0.096	0.095	99.937
3.50	3.375	0.029	0.029	99.965
3.75	3.625	0.017	0.017	99.982
4.00	3.875	0.012	0.012	99.994
5.00	4.500	0.006	0.006	100.000

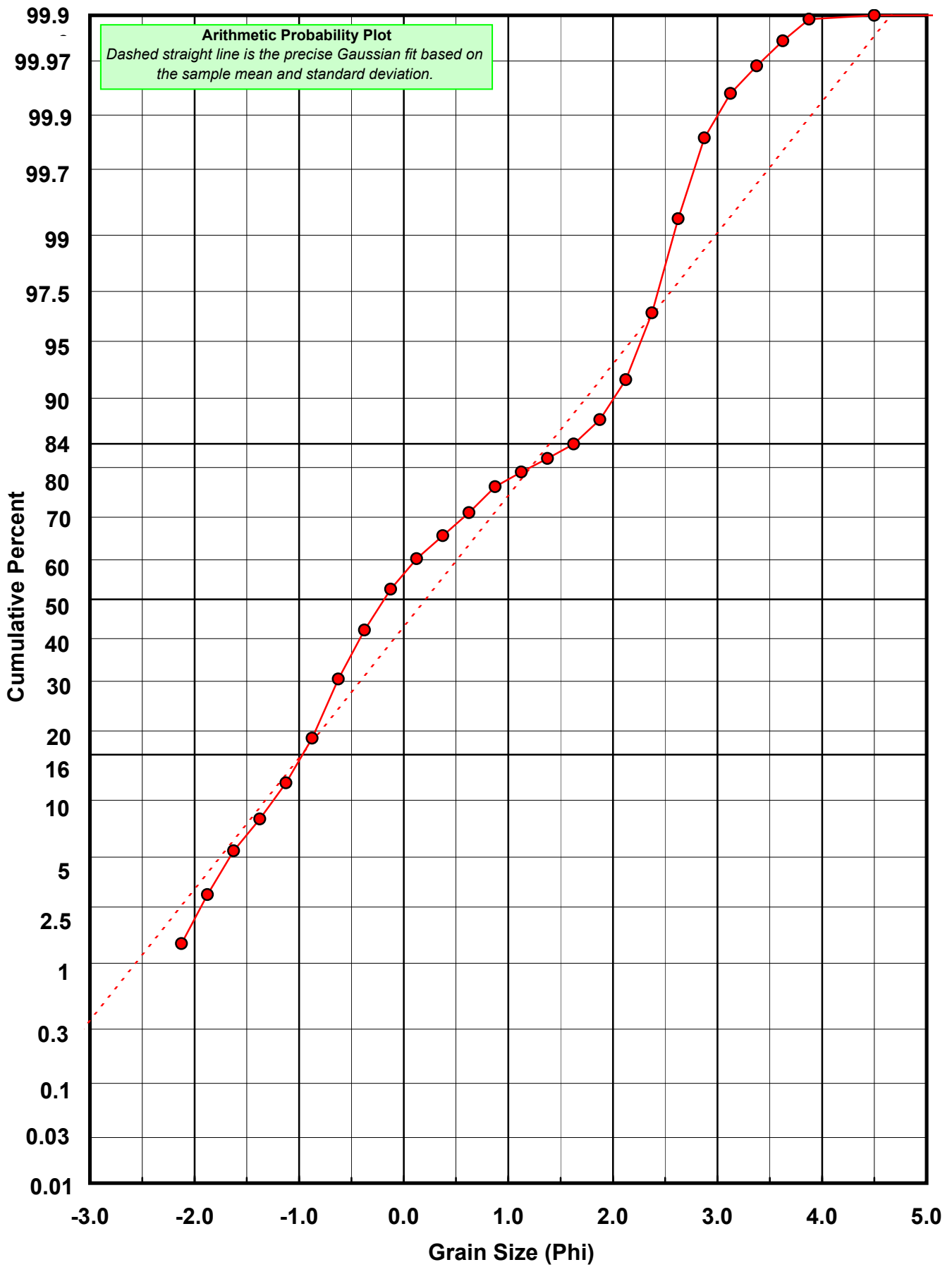
Statistical Results			
Mean:	0.2098	phi	(0.8646 mm)
Standard Dev:	1.1952	phi-units	(0.4367 mm)
Skewness:	0.4649	dimensionless	
Kurtosis:	2.4223	dimensionless	
5th Moment:	2.0185	dimensionless	
6th Moment:	7.8089	dimensionless	
RARD *	5.6956	dimensionless	
Median	-0.1869	phi	(1.1383 mm)

\* RARD = reciprocal absolute relative dispersion (see below)

Statistical Explanation
Calculations based on the Method of Moments
Skewness: 3rd Stand. Moment; Exact Gaussian = 0.0
Kurtosis: 4th Stand. Moment; Exact Gaussian = 3.0
For Further Explanation, See Calculation Sheets
Millimeter data calculated by $mm = 2^{(-phi)}$

Reciprocal Absolute Relative Dispersion (RARD) Scale	
< 0.5	Excellent homogeneity (e.g., beaches)
0.5 to 1.0	Good homogeneity
1.0 to 1.33	Fair homogeneity
> 1.33	Poor homogeneity (e.g., glacial)





# Carbonate Grain Size Distribution

Onshore Grab Sample

Sample: VO-40-BB

Total Carbonate Mass: 69.933 grams

% Carbonate: 69.3 %

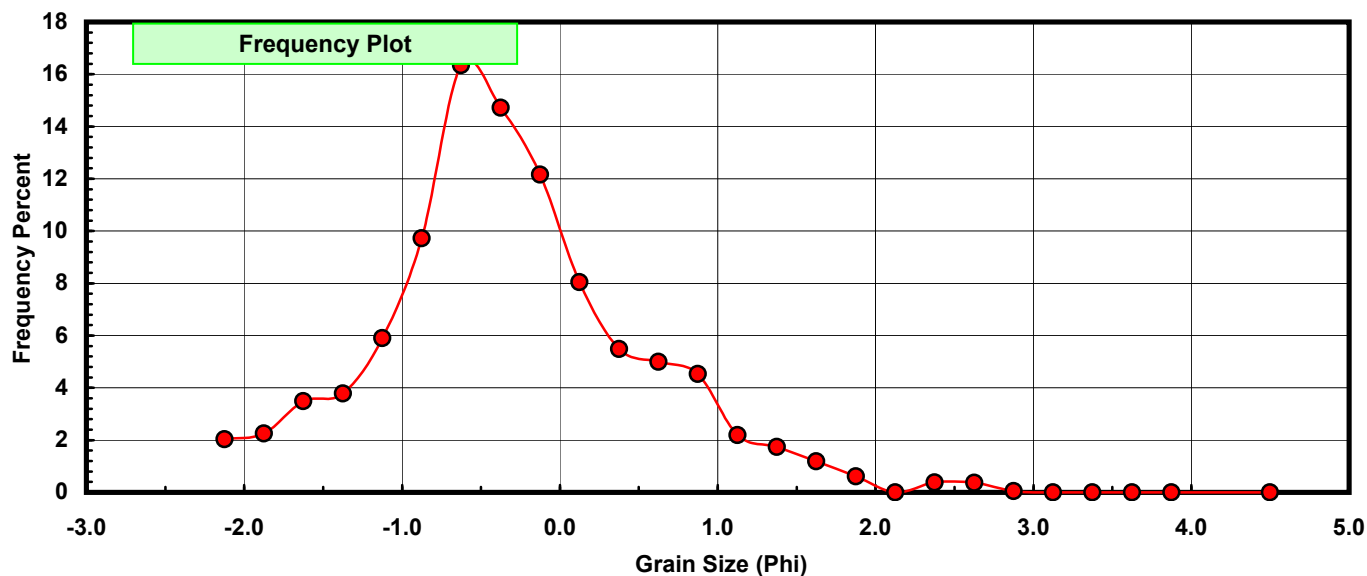
Sieve Size (phi)	Sieve Midpt (phi)	Weight (grams)	Freq Weight %	Cumulative Weight %
-2.00	-2.125	1.419	2.029	2.029
-1.75	-1.875	1.579	2.258	4.287
-1.50	-1.625	2.441	3.490	7.777
-1.25	-1.375	2.647	3.785	11.562
-1.00	-1.125	4.125	5.899	17.461
-0.75	-0.875	6.803	9.728	27.189
-0.50	-0.625	11.428	16.341	43.530
-0.25	-0.375	10.295	14.721	58.251
0.00	-0.125	8.506	12.163	70.415
0.25	0.125	5.625	8.043	78.458
0.50	0.375	3.838	5.488	83.946
0.75	0.625	3.492	4.993	88.939
1.00	0.875	3.169	4.531	93.471
1.25	1.125	1.532	2.191	95.662
1.50	1.375	1.220	1.745	97.406
1.75	1.625	0.830	1.187	98.593
2.00	1.875	0.425	0.608	99.201
2.25	2.125	0.000	0.000	99.201
2.50	2.375	0.267	0.382	99.582
2.75	2.625	0.257	0.367	99.950
3.00	2.875	0.035	0.050	100.000
3.25	3.125	0.000	0.000	100.000
3.50	3.375	0.000	0.000	100.000
3.75	3.625	0.000	0.000	100.000
4.00	3.875	0.000	0.000	100.000
5.00	4.500	0.000	0.000	100.000

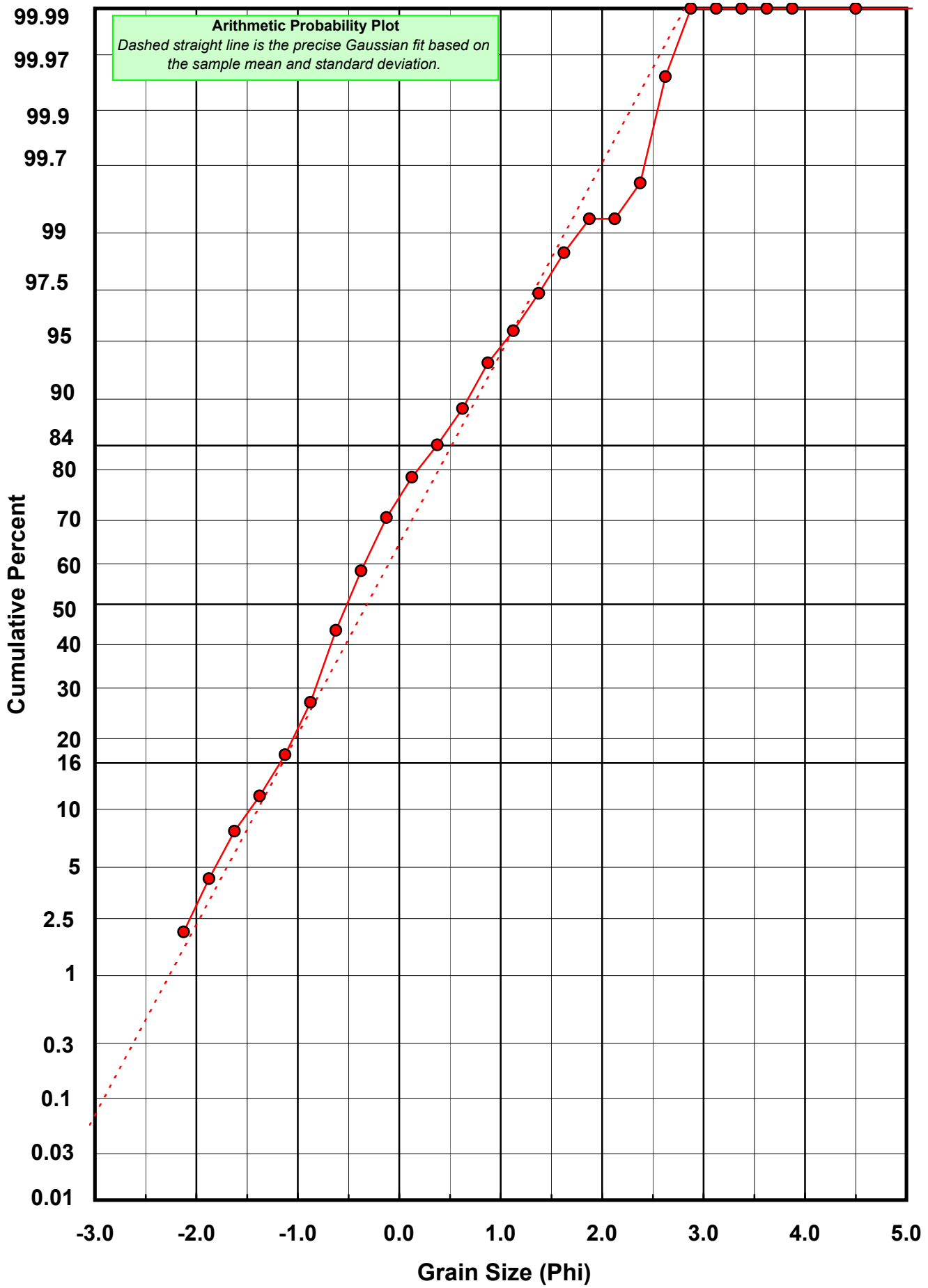
Statistical Results			
Mean:	-0.3173	phi	(1.246 mm)
Standard Dev:	0.8410	phi-units	(0.5582 mm)
Skewness:	0.4254	dimensionless	
Kurtosis:	3.5626	dimensionless	
5th Moment:	4.5301	dimensionless	
6th Moment:	22.1767	dimensionless	
RARD *	2.6508	dimensionless	
Median	-0.5151	phi	(1.4291 mm)

\* RARD = reciprocal absolute relative dispersion (see below)

Statistical Explanation	
Calculations based on the Method of Moments	
Skewness: 3rd Stand. Moment; Exact Gaussian = 0.0	
Kurtosis: 4th Stand. Moment; Exact Gaussian = 3.0	
For Further Explanation, See Calculation Sheets	
Millimeter data calculated by $mm = 2^{(-phi)}$	

Reciprocal Absolute Relative Dispersion (RARD) Scale	
< 0.5	Excellent homogeneity (e.g., beaches)
0.5 to 1.0	Good homogeneity
1.0 to 1.33	Fair homogeneity
> 1.33	Poor homogeneity (e.g., glacial)





# Post-Digestion Grain Size Distribution

Onshore Grab Sample

Sample: VO-40-BB

Total Digested Mass: 30.974 grams

% Silica: 30.7 %

Sieve Size (phi)	Sieve Midpt (phi)	Weight (grams)	Freq Weight %	Cumulative Weight %
-2.00	-2.125	0.000	0.000	0.000
-1.75	-1.875	0.000	0.000	0.000
-1.50	-1.625	0.000	0.000	0.000
-1.25	-1.375	0.000	0.000	0.000
-1.00	-1.125	0.000	0.000	0.000
-0.75	-0.875	0.052	0.168	0.168
-0.50	-0.625	0.484	1.563	1.730
-0.25	-0.375	1.342	4.333	6.063
0.00	-0.125	1.894	6.115	12.178
0.25	0.125	2.038	6.580	18.758
0.50	0.375	1.666	5.379	24.136
0.75	0.625	1.702	5.495	29.631
1.00	0.875	2.300	7.426	37.057
1.25	1.125	1.304	4.210	41.267
1.50	1.375	1.226	3.958	45.225
1.75	1.625	1.573	5.078	50.303
2.00	1.875	3.193	10.309	60.612
2.25	2.125	4.645	14.996	75.609
2.50	2.375	4.433	14.312	89.921
2.75	2.625	2.380	7.684	97.604
3.00	2.875	0.572	1.847	99.451
3.25	3.125	0.096	0.310	99.761
3.50	3.375	0.036	0.116	99.877
3.75	3.625	0.022	0.071	99.948
4.00	3.875	0.016	0.052	100.000
5.00	4.500	0.000	0.000	100.000

Statistical Results			
Mean:	1.4017	phi	(0.3785 mm)
Standard Dev:	1.0106	phi-units	(0.4964 mm)
Skewness:	-0.4034	dimensionless	
Kurtosis:	1.8319	dimensionless	
5th Moment:	-1.5205	dimensionless	
6th Moment:	4.6188	dimensionless	
RARD *	0.7209	dimensionless	
Median	1.6101	phi	(0.3276 mm)

\* RARD = reciprocal absolute relative dispersion (see below)

Statistical Explanation	
Calculations based on the Method of Moments	
Skewness: 3rd Stand. Moment; Exact Gaussian = 0.0	
Kurtosis: 4th Stand. Moment; Exact Gaussian = 3.0	
For Further Explanation, See Calculation Sheets	
Millimeter data calculated by $mm = 2^{(-phi)}$	

Reciprocal Absolute Relative Dispersion (RARD) Scale	
< 0.5	Excellent homogeneity (e.g., beaches)
0.5 to 1.0	Good homogeneity
1.0 to 1.33	Fair homogeneity
> 1.33	Poor homogeneity (e.g., glacial)

