

Onshore Grab Sample

Sample: VO-38-SS
Sample Taken By: J. Ladner
Sample Collected On: 12/3/03
Splits? N/A

County: Volusia
Latitude: 28° 59' 22.50"
Longitude: 80° 51' 55.20"
Datum: NAD 83
Surf. Elev: N/A
Datum: N/A

Fine Data Summary

Total Sample Weight 85.574 grams
Total Fines in Sample 0.109 grams
Total Percent Fines 0.13 %

Dry Sieving Summary

Total Sample Weight 85.639 grams
Total Digested Weight 75.356 grams
Total Carbonate Weight 10.283 grams
Total Silica % 87.99 %
Total Carbonate % 12.01 %
Carbonate/Silica Ratio 0.136

General Comments:

None

Description

Worked By: M. Lachance

Pre-Digestion Grain Size Distribution

Onshore Grab Sample

Sample: VO-38-SS

Total Sample Mass: 85.639 grams

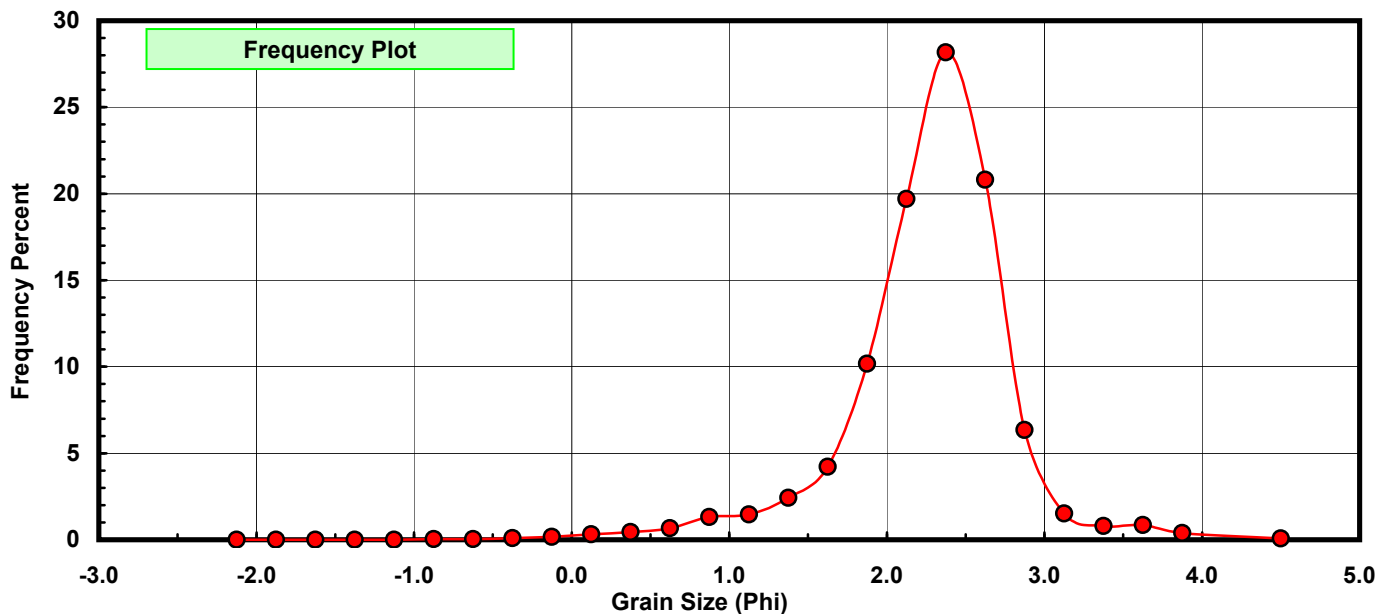
Sieve Size (phi)	Sieve Midpt (phi)	Weight (grams)	Freq Weight %	Cumulative Weight %
-2.00	-2.125	0.000	0.000	0.000
-1.75	-1.875	0.000	0.000	0.000
-1.50	-1.625	0.000	0.000	0.000
-1.25	-1.375	0.000	0.000	0.000
-1.00	-1.125	0.000	0.000	0.000
-0.75	-0.875	0.028	0.033	0.033
-0.50	-0.625	0.035	0.041	0.074
-0.25	-0.375	0.077	0.090	0.163
0.00	-0.125	0.149	0.174	0.337
0.25	0.125	0.266	0.311	0.648
0.50	0.375	0.385	0.450	1.098
0.75	0.625	0.573	0.669	1.767
1.00	0.875	1.124	1.312	3.079
1.25	1.125	1.250	1.460	4.539
1.50	1.375	2.069	2.416	6.955
1.75	1.625	3.616	4.222	11.177
2.00	1.875	8.714	10.175	21.352
2.25	2.125	16.865	19.693	41.046
2.50	2.375	24.131	28.178	69.223
2.75	2.625	17.821	20.809	90.033
3.00	2.875	5.431	6.342	96.374
3.25	3.125	1.295	1.512	97.886
3.50	3.375	0.684	0.799	98.685
3.75	3.625	0.722	0.843	99.528
4.00	3.875	0.336	0.392	99.921
5.00	4.500	0.068	0.079	100.000

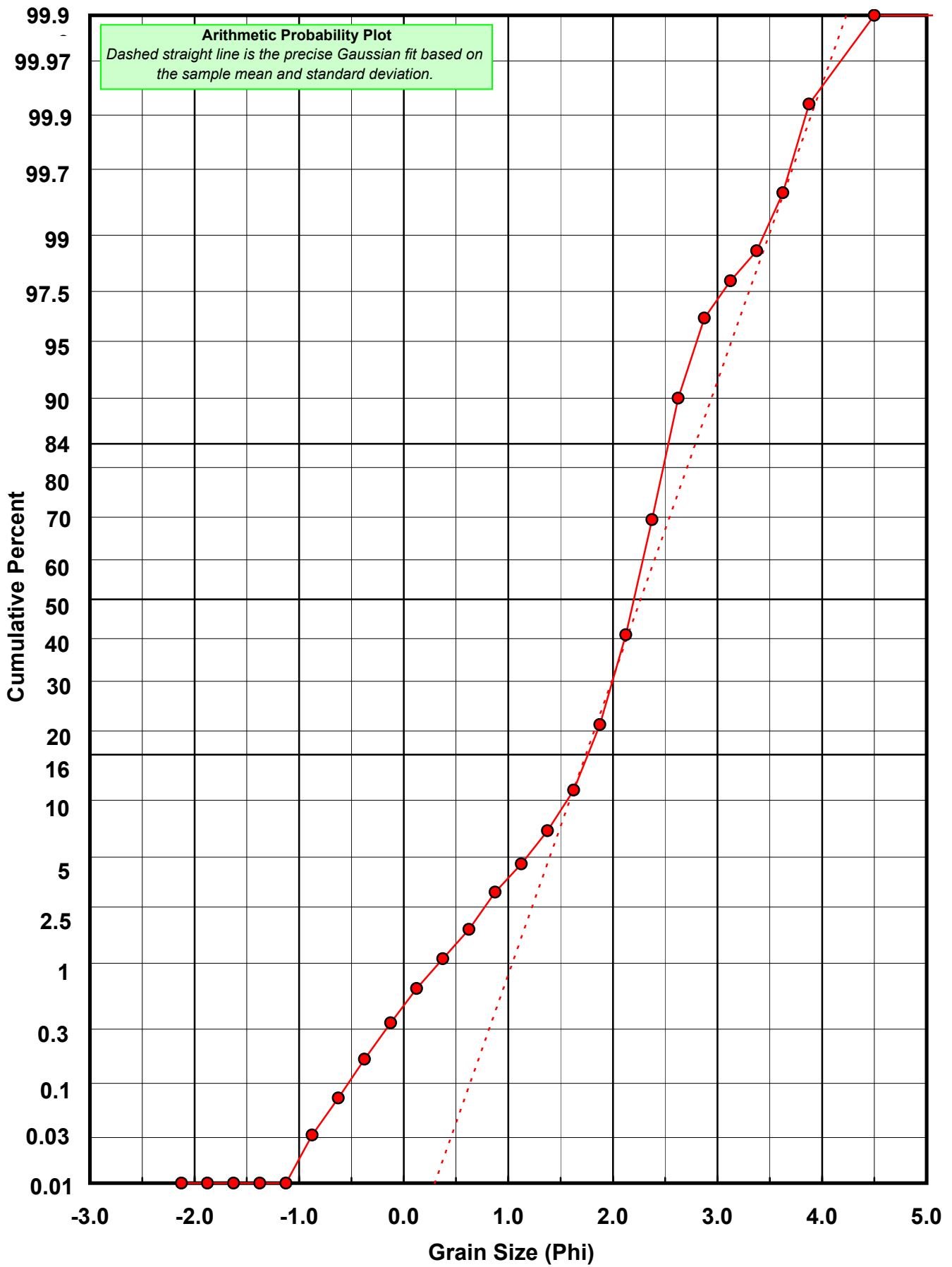
Statistical Results			
Mean:	2.2655	phi	(0.208 mm)
Standard Dev:	0.5284	phi-units	(0.6933 mm)
Skewness:	-1.0362	dimensionless	
Kurtosis:	6.9828	dimensionless	
5th Moment:	-17.7774	dimensionless	
6th Moment:	102.4149	dimensionless	
RARD *	0.2332	dimensionless	
Median	2.2044	phi	(0.217 mm)

* RARD = reciprocal absolute relative dispersion (see below)

Statistical Explanation
Calculations based on the Method of Moments
Skewness: 3rd Stand. Moment; Exact Gaussian = 0.0
Kurtosis: 4th Stand. Moment; Exact Gaussian = 3.0
For Further Explanation, See Calculation Sheets
Millimeter data calculated by $mm = 2^{(-phi)}$

Reciprocal Absolute Relative Dispersion (RARD) Scale	
< 0.5	Excellent homogeneity (e.g., beaches)
0.5 to 1.0	Good homogeneity
1.0 to 1.33	Fair homogeneity
> 1.33	Poor homogeneity (e.g., glacial)





Carbonate Grain Size Distribution

Onshore Grab Sample

Sample: VO-38-SS

Total Carbonate Mass: 11.232 grams

% Carbonate: 12.0 %

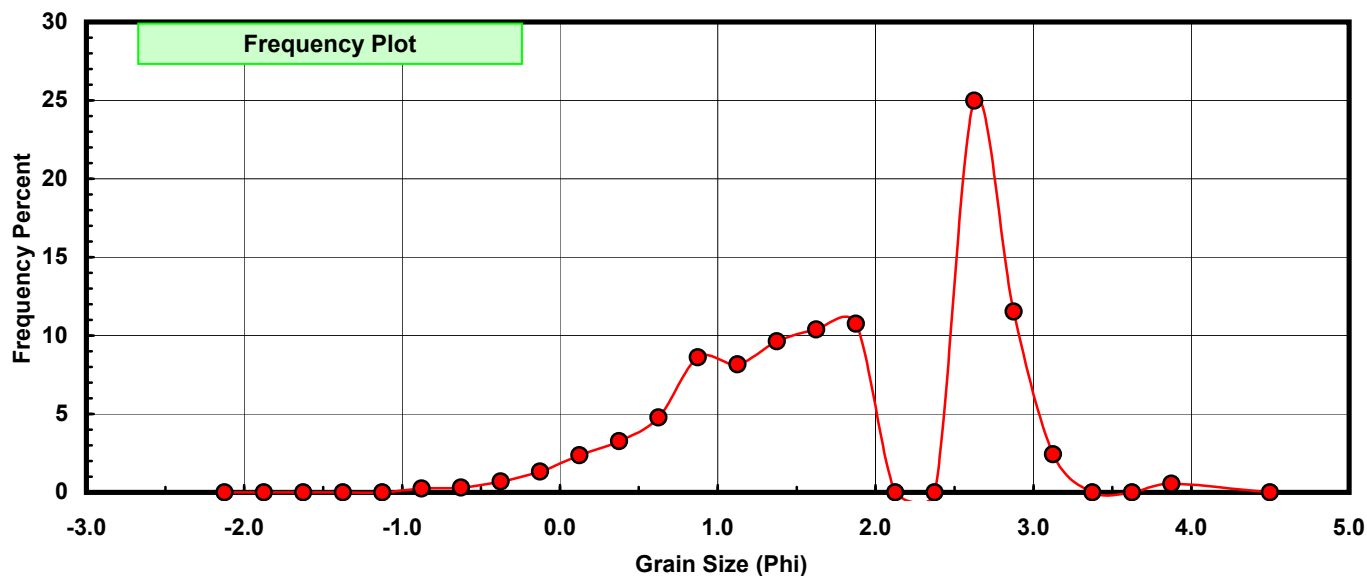
Sieve Size (phi)	Sieve Midpt (phi)	Weight (grams)	Freq Weight %	Cumulative Weight %
-2.00	-2.125	0.000	0.000	0.000
-1.75	-1.875	0.000	0.000	0.000
-1.50	-1.625	0.000	0.000	0.000
-1.25	-1.375	0.000	0.000	0.000
-1.00	-1.125	0.000	0.000	0.000
-0.75	-0.875	0.028	0.249	0.249
-0.50	-0.625	0.035	0.312	0.561
-0.25	-0.375	0.077	0.686	1.246
0.00	-0.125	0.149	1.327	2.573
0.25	0.125	0.265	2.359	4.932
0.50	0.375	0.367	3.267	8.200
0.75	0.625	0.537	4.781	12.981
1.00	0.875	0.967	8.609	21.590
1.25	1.125	0.916	8.155	29.745
1.50	1.375	1.083	9.642	39.387
1.75	1.625	1.167	10.390	49.777
2.00	1.875	1.207	10.746	60.524
2.25	2.125	0.000	0.000	60.524
2.50	2.375	0.000	0.000	60.524
2.75	2.625	2.805	24.973	85.497
3.00	2.875	1.295	11.530	97.026
3.25	3.125	0.272	2.422	99.448
3.50	3.375	0.000	0.000	99.448
3.75	3.625	0.001	0.009	99.457
4.00	3.875	0.061	0.543	100.000
5.00	4.500	0.000	0.000	100.000

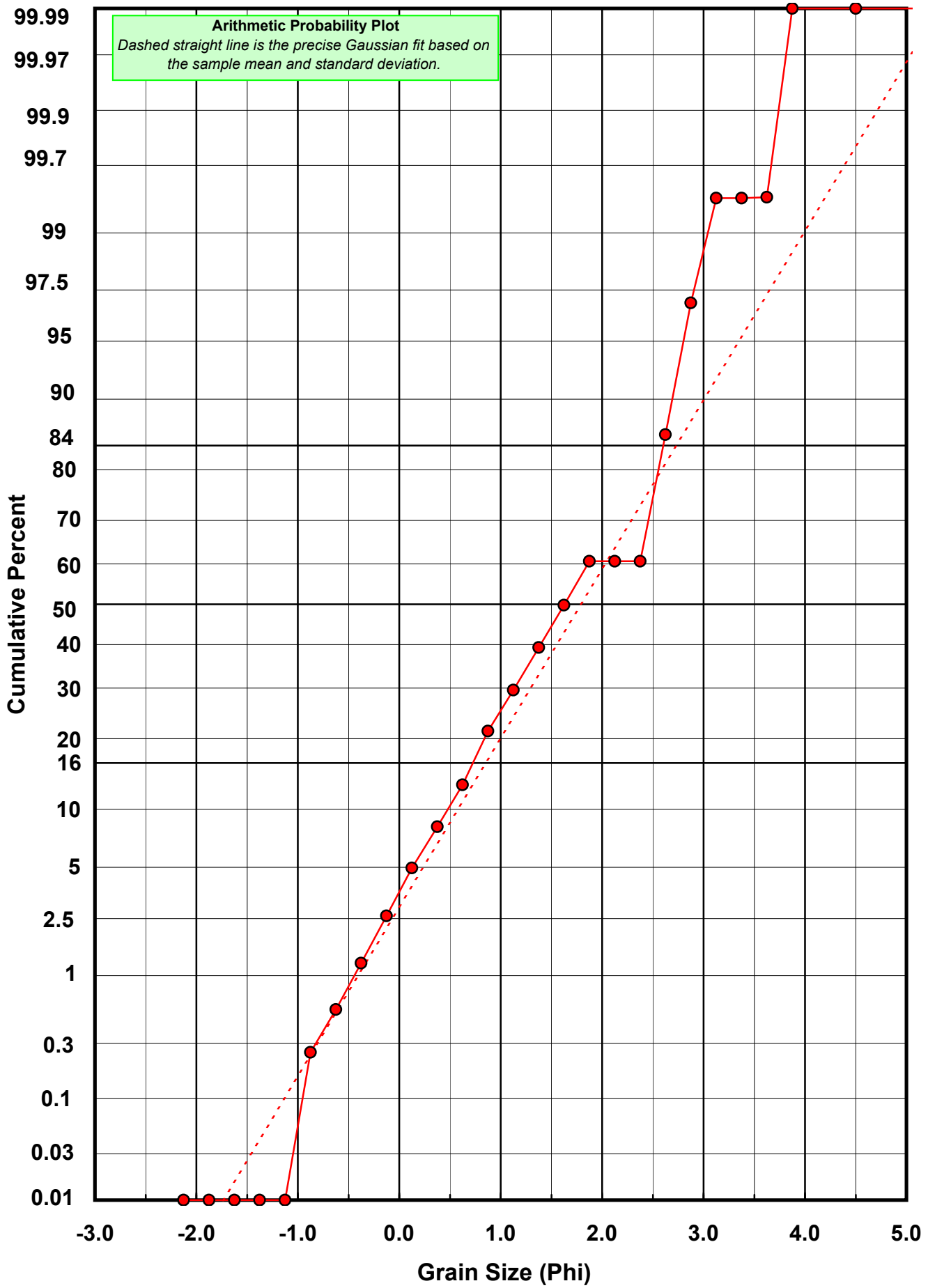
Statistical Results			
Mean:	1.7908	phi	(0.289 mm)
Standard Dev:	0.9474	phi-units	(0.5186 mm)
Skewness:	-0.2969	dimensionless	
Kurtosis:	2.0478	dimensionless	
5th Moment:	-1.9104	dimensionless	
6th Moment:	7.1042	dimensionless	
RARD *	0.5290	dimensionless	
Median	1.6302	phi	(0.323 mm)

* RARD = reciprocal absolute relative dispersion (see below)

Statistical Explanation	
Calculations based on the Method of Moments	
Skewness: 3rd Stand. Moment; Exact Gaussian = 0.0	
Kurtosis: 4th Stand. Moment; Exact Gaussian = 3.0	
For Further Explanation, See Calculation Sheets	
Millimeter data calculated by $mm = 2^{(-phi)}$	

Reciprocal Absolute Relative Dispersion (RARD) Scale	
< 0.5	Excellent homogeneity (e.g., beaches)
0.5 to 1.0	Good homogeneity
1.0 to 1.33	Fair homogeneity
> 1.33	Poor homogeneity (e.g., glacial)





Post-Digestion Grain Size Distribution

Onshore Grab Sample

Sample: VO-38-SS

Total Digested Mass: 75.314 grams

% Silica: 88.0 %

Sieve Size (phi)	Sieve Midpt (phi)	Weight (grams)	Freq Weight %	Cumulative Weight %
-2.00	-2.125	0.000	0.000	0.000
-1.75	-1.875	0.000	0.000	0.000
-1.50	-1.625	0.000	0.000	0.000
-1.25	-1.375	0.000	0.000	0.000
-1.00	-1.125	0.000	0.000	0.000
-0.75	-0.875	0.000	0.000	0.000
-0.50	-0.625	0.000	0.000	0.000
-0.25	-0.375	0.000	0.000	0.000
0.00	-0.125	0.000	0.000	0.000
0.25	0.125	0.001	0.001	0.001
0.50	0.375	0.018	0.024	0.025
0.75	0.625	0.036	0.048	0.073
1.00	0.875	0.157	0.208	0.281
1.25	1.125	0.334	0.443	0.725
1.50	1.375	0.986	1.309	2.034
1.75	1.625	2.449	3.252	5.286
2.00	1.875	7.507	9.968	15.253
2.25	2.125	17.127	22.741	37.994
2.50	2.375	24.836	32.977	70.971
2.75	2.625	15.016	19.938	90.909
3.00	2.875	4.136	5.492	96.400
3.25	3.125	1.023	1.358	97.759
3.50	3.375	0.692	0.919	98.678
3.75	3.625	0.721	0.957	99.635
4.00	3.875	0.275	0.365	100.000
5.00	4.500	0.000	0.000	100.000

Statistical Results			
Mean:	2.3349	phi	(0.1982 mm)
Standard Dev:	0.3889	phi-units	(0.7637 mm)
Skewness:	0.1857	dimensionless	
Kurtosis:	5.3347	dimensionless	
5th Moment:	2.9099	dimensionless	
6th Moment:	54.4482	dimensionless	
RARD *	0.1665	dimensionless	
Median	2.2160	phi	(0.2152 mm)

* RARD = reciprocal absolute relative dispersion (see below)

Statistical Explanation	
Calculations based on the Method of Moments	
Skewness: 3rd Stand. Moment; Exact Gaussian = 0.0	
Kurtosis: 4th Stand. Moment; Exact Gaussian = 3.0	
For Further Explanation, See Calculation Sheets	
Millimeter data calculated by $mm = 2^{(-phi)}$	

Reciprocal Absolute Relative Dispersion (RARD) Scale	
< 0.5	Excellent homogeneity (e.g., beaches)
0.5 to 1.0	Good homogeneity
1.0 to 1.33	Fair homogeneity
> 1.33	Poor homogeneity (e.g., glacial)

