

Onshore Grab Sample

Sample: VO-38-BB
Sample Taken By: J. Ladner
Sample Collected On: 12/3/03
Splits? N/A

County: Volusia
Latitude: 28° 59' 22.56"
Longitude: 80° 51' 55.68"
Datum: NAD 83
Surf. Elev: N/A
Datum: N/A

Fine Data Summary

Total Sample Weight 89.972 grams
Total Fines in Sample 0.336 grams
Total Percent Fines 0.37 %

Dry Sieving Summary

Total Sample Weight 89.642 grams
Total Digested Weight 85.132 grams
Total Carbonate Weight 4.510 grams
Total Silica % 94.97 %
Total Carbonate % 5.03 %
Carbonate/Silica Ratio 0.053

General Comments:

None

Description

Worked By: M. Lachance

Pre-Digestion Grain Size Distribution

Onshore Grab Sample

Sample: VO-38-BB

Total Sample Mass: 89.642 grams

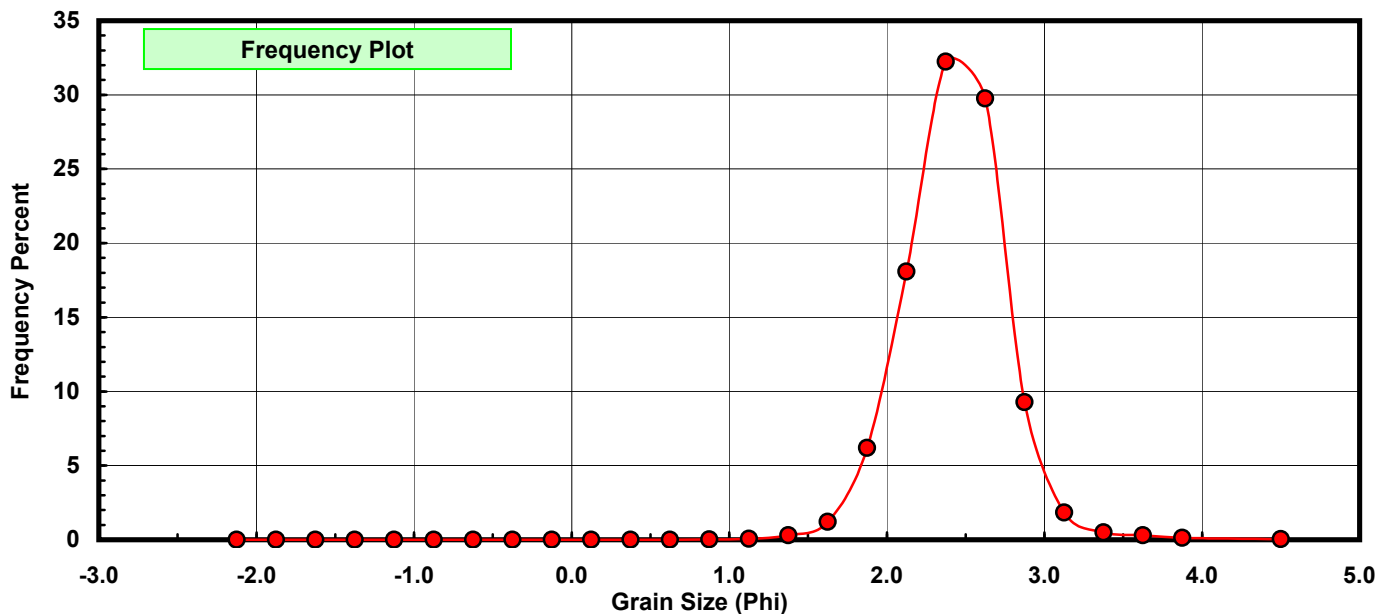
Sieve Size (phi)	Sieve Midpt (phi)	Weight (grams)	Freq Weight %	Cumulative Weight %
-2.00	-2.125	0.000	0.000	0.000
-1.75	-1.875	0.000	0.000	0.000
-1.50	-1.625	0.000	0.000	0.000
-1.25	-1.375	0.000	0.000	0.000
-1.00	-1.125	0.000	0.000	0.000
-0.75	-0.875	0.000	0.000	0.000
-0.50	-0.625	0.000	0.000	0.000
-0.25	-0.375	0.000	0.000	0.000
0.00	-0.125	0.004	0.004	0.004
0.25	0.125	0.001	0.001	0.006
0.50	0.375	0.008	0.009	0.015
0.75	0.625	0.009	0.010	0.025
1.00	0.875	0.026	0.029	0.054
1.25	1.125	0.062	0.069	0.123
1.50	1.375	0.266	0.297	0.419
1.75	1.625	1.086	1.211	1.631
2.00	1.875	5.551	6.192	7.823
2.25	2.125	16.205	18.077	25.901
2.50	2.375	28.908	32.248	58.149
2.75	2.625	26.681	29.764	87.913
3.00	2.875	8.316	9.277	97.190
3.25	3.125	1.649	1.840	99.029
3.50	3.375	0.440	0.491	99.520
3.75	3.625	0.274	0.306	99.826
4.00	3.875	0.124	0.138	99.964
5.00	4.500	0.032	0.036	100.000

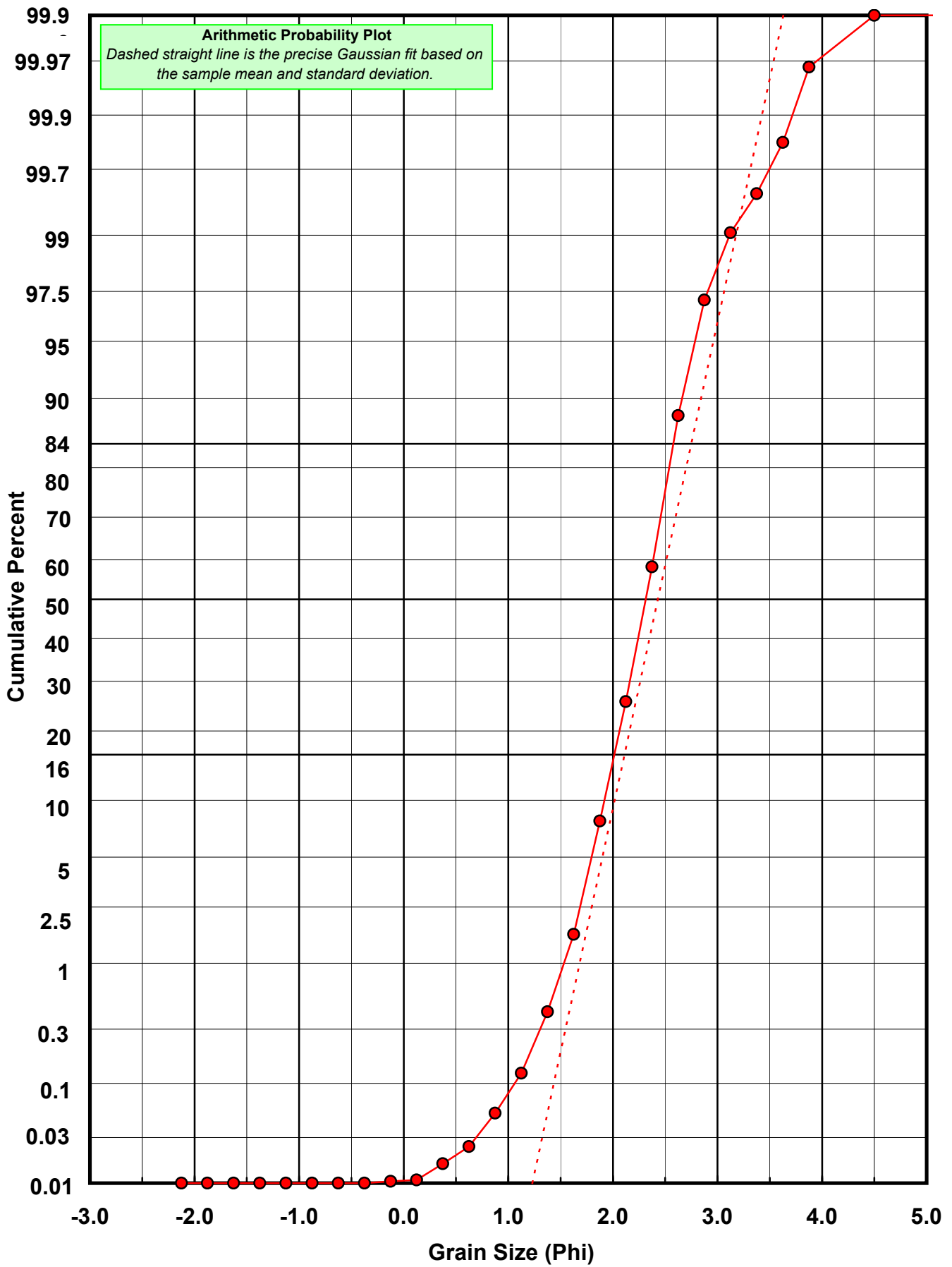
Statistical Results			
Mean:	2.4312	phi	(0.1854 mm)
Standard Dev:	0.3223	phi-units	(0.7998 mm)
Skewness:	0.0741	dimensionless	
Kurtosis:	5.2381	dimensionless	
5th Moment:	2.9236	dimensionless	
6th Moment:	87.5400	dimensionless	
RARD *	0.1326	dimensionless	
Median	2.3118	phi	(0.2014 mm)

* RARD = reciprocal absolute relative dispersion (see below)

Statistical Explanation	
Calculations based on the Method of Moments	
Skewness: 3rd Stand. Moment; Exact Gaussian = 0.0	
Kurtosis: 4th Stand. Moment; Exact Gaussian = 3.0	
For Further Explanation, See Calculation Sheets	
Millimeter data calculated by $mm = 2^{(-phi)}$	

Reciprocal Absolute Relative Dispersion (RARD) Scale	
< 0.5	Excellent homogeneity (e.g., beaches)
0.5 to 1.0	Good homogeneity
1.0 to 1.33	Fair homogeneity
> 1.33	Poor homogeneity (e.g., glacial)





Carbonate Grain Size Distribution

Onshore Grab Sample

Sample: VO-38-BB

Total Carbonate Mass: 5.039 grams

% Carbonate: 5.0 %

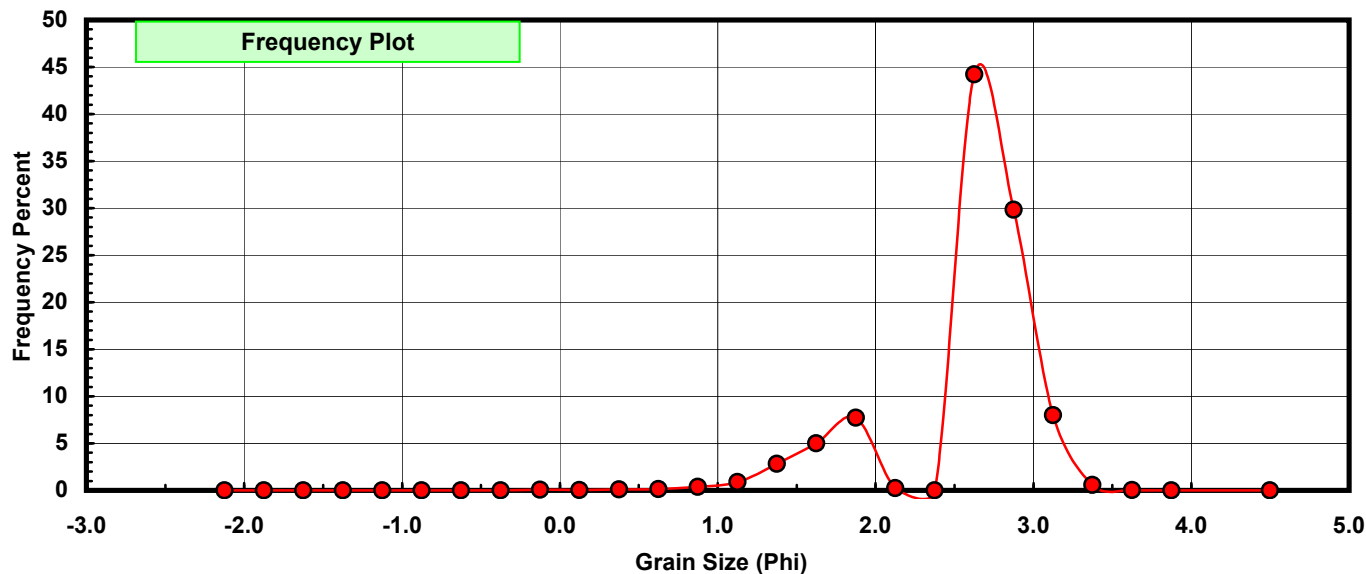
Sieve Size (phi)	Sieve Midpt (phi)	Weight (grams)	Freq Weight %	Cumulative Weight %
-2.00	-2.125	0.000	0.000	0.000
-1.75	-1.875	0.000	0.000	0.000
-1.50	-1.625	0.000	0.000	0.000
-1.25	-1.375	0.000	0.000	0.000
-1.00	-1.125	0.000	0.000	0.000
-0.75	-0.875	0.000	0.000	0.000
-0.50	-0.625	0.000	0.000	0.000
-0.25	-0.375	0.000	0.000	0.000
0.00	-0.125	0.004	0.079	0.079
0.25	0.125	0.001	0.020	0.099
0.50	0.375	0.005	0.099	0.198
0.75	0.625	0.007	0.139	0.337
1.00	0.875	0.018	0.357	0.695
1.25	1.125	0.045	0.893	1.588
1.50	1.375	0.143	2.838	4.425
1.75	1.625	0.252	5.001	9.426
2.00	1.875	0.389	7.720	17.146
2.25	2.125	0.012	0.238	17.384
2.50	2.375	0.000	0.000	17.384
2.75	2.625	2.228	44.215	61.600
3.00	2.875	1.503	29.827	91.427
3.25	3.125	0.402	7.978	99.405
3.50	3.375	0.029	0.576	99.980
3.75	3.625	0.001	0.020	100.000
4.00	3.875	0.000	0.000	100.000
5.00	4.500	0.000	0.000	100.000

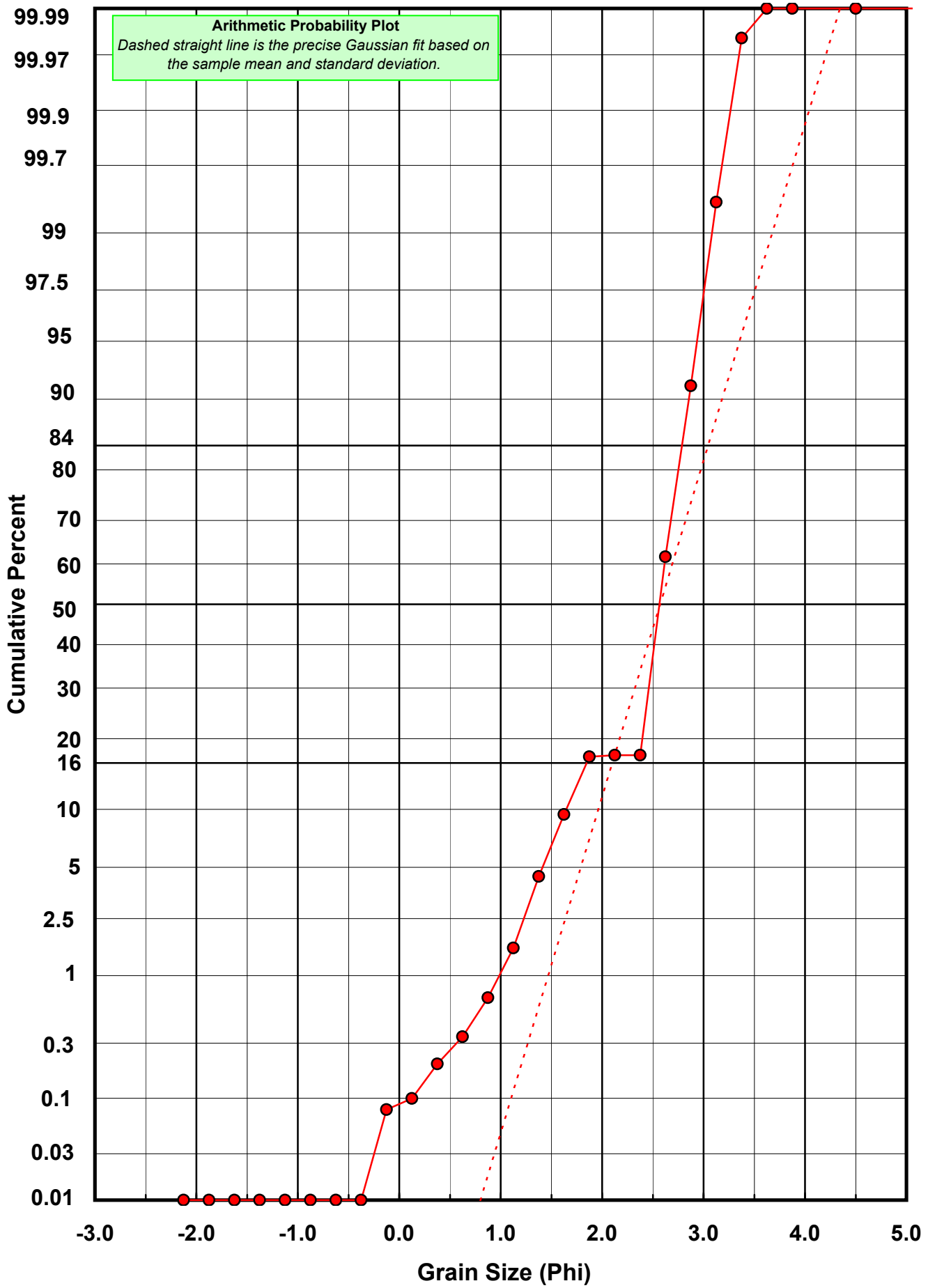
Statistical Results			
Mean:	2.5721	phi	(0.1682 mm)
Standard Dev:	0.4759	phi-units	(0.719 mm)
Skewness:	-1.6355	dimensionless	
Kurtosis:	5.6637	dimensionless	
5th Moment:	-18.0668	dimensionless	
6th Moment:	71.9573	dimensionless	
RARD *	0.1850	dimensionless	
Median	2.5594	phi	(0.1696 mm)

* RARD = reciprocal absolute relative dispersion (see below)

Statistical Explanation	
Calculations based on the Method of Moments	
Skewness: 3rd Stand. Moment; Exact Gaussian = 0.0	
Kurtosis: 4th Stand. Moment; Exact Gaussian = 3.0	
For Further Explanation, See Calculation Sheets	
Millimeter data calculated by $mm = 2^{(-phi)}$	

Reciprocal Absolute Relative Dispersion (RARD) Scale	
< 0.5	Excellent homogeneity (e.g., beaches)
0.5 to 1.0	Good homogeneity
1.0 to 1.33	Fair homogeneity
> 1.33	Poor homogeneity (e.g., glacial)





Post-Digestion Grain Size Distribution

Onshore Grab Sample

Sample: VO-38-BB

Total Digested Mass: 85.111 grams

% Silica: 95.0 %

Sieve Size (phi)	Sieve Midpt (phi)	Weight (grams)	Freq Weight %	Cumulative Weight %
-2.00	-2.125	0.000	0.000	0.000
-1.75	-1.875	0.000	0.000	0.000
-1.50	-1.625	0.000	0.000	0.000
-1.25	-1.375	0.000	0.000	0.000
-1.00	-1.125	0.000	0.000	0.000
-0.75	-0.875	0.000	0.000	0.000
-0.50	-0.625	0.000	0.000	0.000
-0.25	-0.375	0.000	0.000	0.000
0.00	-0.125	0.000	0.000	0.000
0.25	0.125	0.000	0.000	0.000
0.50	0.375	0.003	0.004	0.004
0.75	0.625	0.002	0.002	0.006
1.00	0.875	0.008	0.009	0.015
1.25	1.125	0.017	0.020	0.035
1.50	1.375	0.123	0.145	0.180
1.75	1.625	0.834	0.980	1.160
2.00	1.875	5.162	6.065	7.225
2.25	2.125	16.193	19.026	26.250
2.50	2.375	29.443	34.594	60.844
2.75	2.625	24.453	28.731	89.575
3.00	2.875	6.813	8.005	97.580
3.25	3.125	1.247	1.465	99.045
3.50	3.375	0.411	0.483	99.528
3.75	3.625	0.273	0.321	99.848
4.00	3.875	0.129	0.152	100.000
5.00	4.500	0.000	0.000	100.000

Statistical Results			
Mean:	2.4218	phi	(0.1866 mm)
Standard Dev:	0.3051	phi-units	(0.8094 mm)
Skewness:	0.2359	dimensionless	
Kurtosis:	4.6063	dimensionless	
5th Moment:	5.4420	dimensionless	
6th Moment:	52.5107	dimensionless	
RARD *	0.1260	dimensionless	
Median	2.2966	phi	(0.2035 mm)

* RARD = reciprocal absolute relative dispersion (see below)

Statistical Explanation	
Calculations based on the Method of Moments	
Skewness: 3rd Stand. Moment; Exact Gaussian = 0.0	
Kurtosis: 4th Stand. Moment; Exact Gaussian = 3.0	
For Further Explanation, See Calculation Sheets	
Millimeter data calculated by $mm = 2^{(-phi)}$	

Reciprocal Absolute Relative Dispersion (RARD) Scale	
< 0.5	Excellent homogeneity (e.g., beaches)
0.5 to 1.0	Good homogeneity
1.0 to 1.33	Fair homogeneity
> 1.33	Poor homogeneity (e.g., glacial)

